

# INDIAN INSTITUTE OF TECHNOLOGY KANPUR



## FINANCIAL STATEMENTS FOR FINANCIAL YEAR ENDED 31st MARCH 2022

**INDIAN INSTITUTE OF TECHNOLOGY KANPUR**

**ANNUAL ACCOUNTS FOR THE YEAR ENDED 31ST MARCH 2022**

**CONTENTS**

<b>SR. No.</b>	<b>PARTICULARS</b>	<b>FROM</b>	<b>TO</b>
1	<b>BALANCE SHEET</b>	1	1
	<b>INCOME &amp; EXPENDITURE</b>	2	2
	<b>RECEIPTS &amp; PAYMENTS</b>	3	3
	<b>CASH FLOW</b>	4	4
	<b>SCHEDULE 1 TO 22</b>	5	51
	<b>SIGNIFICANT ACCOUNTING POLICIES (SCHEDULE 23)</b>	52	58
	<b>NOTES ON ACCOUNTS AND CONTINGENT LIABILITES (SCHEDULE 24)</b>	59	61
2	<b>BALANCE SHEET - PROVIDENT FUND</b>	62	62
	<b>INCOME &amp; EXPENDITURE - PROVIDENT FUND</b>	63	63
	<b>RECEIPTS &amp; PAYMENTS - PROVIDENT FUND</b>	64	64
	<b>CASH FLOW - PROVIDENT FUND</b>	65	65
3	<b>BALANCE SHEET - NEW PENSION SCHEME</b>	66	66
	<b>INCOME &amp; EXPENDITURE - NEW PENSION SCHEME</b>	67	67
	<b>RECEIPTS &amp; PAYMENTS - NEW PENSION SCHEME</b>	68	68
	<b>CASH FLOW - NEW PENSION SCHEME</b>	69	69
4	<b>BALANCE SHEET - HALL AFFAIRS</b>	70	70
	<b>INCOME &amp; EXPENDITURE - HALL AFFAIRS</b>	71	71
	<b>RECEIPTS &amp; PAYMENTS - HALL AFFAIRS</b>	72	72
	<b>CASH FLOW - HALL AFFAIRS</b>	73	73
5	<b>BALANCE SHEET - FUND HALL MANAGEMENT</b>	74	74
	<b>INCOME &amp; EXPENDITURE - FUND HALL MANAGEMENT</b>	75	75
	<b>RECEIPTS &amp; PAYMENTS - FUND HALL MANAGEMENT</b>	76	76
	<b>CASH FLOW - FUND HALL MANAGEMENT</b>	77	77
	<b>ANNEXURES - FUND HALL MANAGEMENT</b>	78	78

**INDIAN INSTITUTE OF TECHNOLOGY KANPUR**

**ANNUAL ACCOUNTS FOR THE YEAR ENDED 31ST MARCH 2022**

**CONTENTS**

6	<b>BALANCE SHEET- STUDENTS' ACTIVITY FUND</b>	79	79
	INCOME & EXPENDITURE- STUDENTS' ACTIVITY FUND	80	80
	RECEIPTS & PAYMENTS- STUDENTS' ACTIVITY FUND	81	81
	CASH FLOW- STUDENTS' ACTIVITY FUND	82	82
	ANNEXURES - STUDENTS' ACTIVITY FUND	83	83
7	<b>BALANCE SHEET- STUDENTS' BENEFIT FUND</b>	84	84
	INCOME & EXPENDITURE- STUDENTS' BENEFIT FUND	85	85
	RECEIPTS & PAYMENTS- STUDENTS' BENEFIT FUND	86	86
	CASH FLOW- STUDENTS' BENEFIT FUND	87	87
	ANNEXURES - STUDENTS' BENEFIT FUND	88	90
8	<b>UTILIZATION CERTIFICATES</b>		
	CAPITAL & REVENUE	91	100
9	<b>BALANCE SHEET- PROJECTS' ACCOUNT</b>	101	101
	INCOME & EXPENDITURE- PROJECTS' ACCOUNT	102	102
	RECEIPTS & PAYMENTS- PROJECTS' ACCOUNT	103	103
	CASH FLOW- PROJECTS' ACCOUNT	104	104
	ANNEXURES - PROJECTS' ACCOUNT	105	143
10	<b>SCHEDULE 3A,3B,3C</b>	144	

# INDIAN INSTITUTE OF TECHNOLOGY KANPUR

## BALANCE SHEET AS AT 31st MARCH 2022

(Amount-Rs)

SOURCES OF FUNDS	SCHEDULE	CURRENT YEAR 31.03.2022	PREVIOUS YEAR 31.03.2021
Corpus/Capital Fund	1	19,63,36,34,269	18,84,71,44,874
Designated/Earmarked/Endowment Funds	2	4,81,89,57,046	3,98,70,62,526
Current Liabilities & Provisions	3	20,50,52,45,898	19,41,56,83,979
<b>TOTAL</b>		<b>44,95,78,37,213</b>	<b>42,24,98,91,379</b>
APPLICATION OF FUNDS	SCHEDULE	CURRENT YEAR 31.03.2022	PREVIOUS YEAR 31.03.2021
<b>FIXED ASSETS</b>			
Tangible Assets	4	14,37,25,05,668	13,10,16,36,989
Intangible Assets	4	12,63,76,818	11,01,74,952
Capital Works-In-Progress	4	2,34,27,45,992	1,99,41,93,099
<b>INVESTMENT FROM EARMARKED/ENDOWMENT FUNDS</b>			
Long Term	5	4,47,03,14,982	3,52,86,42,331
Short Term	5	3,18,91,14,500	1,64,90,00,000
Investment - Others	6	10,000	10,000
Current Assets	7	18,50,90,15,347	19,23,96,00,960
Loans, Advances & Deposits	8	1,94,77,53,906	2,62,66,33,048
<b>TOTAL</b>		<b>44,95,78,37,213</b>	<b>42,24,98,91,379</b>
<b>SIGNIFICANT ACCOUNTING POLICIES</b>	23		
<b>CONTINGENT LIABILITIES AND NOTES TO ACCOUNTS</b>	24		

  
DY. REGISTRAR (F&A)

25/06

  
DY. REGISTRAR (F&A)

  
DY. DIRECTOR

  
DIRECTOR

DATED :

**INDIAN INSTITUTE OF TECHNOLOGY KANPUR**

**INCOME AND EXPENDITURE ACCOUNT FOR YEAR ENDED 31st MARCH 2022**

(Amount-Rs)

PARTICULARS	SCHEDULE	CURRENT YEAR 31.03.2022	PREVIOUS YEAR 31.03.2021
<b>INCOME</b>			
Academic Receipts	9	66,81,94,364	73,29,15,895
<u>Grants/Subsidies</u>			
Grants against Salary	10	2,56,45,00,000	2,35,25,33,559
Grants against Pension	10	89,90,46,968	81,71,54,489
Grants against Others	10	1,09,99,13,051	1,02,70,55,105
Grants against Scholarships	10	77,53,39,981	71,76,85,939
Grants against HEFA Interest	10	10,46,62,823	9,00,30,608
Grants against P M Research	10	7,67,97,939	3,97,32,120
Income from Investments	11	34,71,21,099	26,92,34,555
Interest earned	12	2,20,30,809	2,09,36,275
Other Income	13	68,55,25,597	1,00,65,42,914
Prior Period Income	14	3,37,122	-
Deferred Revenue Income	4	1,41,86,63,368	-
	<b>TOTAL (A)</b>	<b>8,66,21,33,121</b>	<b>7,07,38,21,459</b>
<b>EXPENDITURE</b>			
<u>Staff Payments &amp; Benefits (Establishment Expenses)</u>			
Moe Grant Salaries	15	2,46,11,18,009	2,21,92,50,688
Moe Grant Retirement and Terminal Benefits	15	1,51,46,17,248	1,70,81,31,325
<u>Academic Expenses</u>			
MoE Scholarship	16	77,53,39,981	71,76,85,939
Other Academic Expenses	16	32,95,63,710	21,07,69,468
Administration and General Expenses	17	45,06,27,585	40,23,69,586
Transportation Expenses	18	-	-
Repairs & Maintenance	19	47,96,30,418	45,07,15,691
Finance Costs	20	11,03,15,337	9,02,93,262
Depreciation	4	1,42,62,51,913	24,18,968
Other Expenses	21	4,66,80,963	3,24,42,950
Prior Period Expenses	22	77,973	-
	<b>TOTAL (B)</b>	<b>7,59,42,23,137</b>	<b>5,83,40,77,877</b>
<b>BALANCE BEING EXCESS OF INCOME OVER EXPENDITURE (A-B)</b>		<b>1,06,79,09,984</b>	<b>1,23,97,43,582</b>
	Utilization Against HEFA Loan	57,13,00,000	48,11,50,000
	Utilization Against PLAN Grant	-	43,10,88,901
	Internal Receipts Retained for HEFA Loan	16,46,40,357	-
<b>BALANCE BEING SURPLUS/(DEFICIT) CARRIED TO CAPITAL FUND</b>		<b>33,19,69,627</b>	<b>32,75,04,681</b>
SIGNIFICANT ACCOUNTING POLICIES	23		
CONTINGENT LIABILITIES AND NOTES TO ACCOUNTS	24		

DY. REGISTRAR (F&A)

DY. REGISTRAR (F&A)

DY. DIRECTOR

DIRECTOR

DATED :

2

INDIAN INSTITUTE OF TECHNOLOGY KANPUR

RECEIPTS AND PAYMENTS ACCOUNT FOR THE YEAR ENDED 31ST MARCH 2022

RECEIPTS	CURRENT YEAR 31.03.2022	PREVIOUS YEAR 31.03.2021	PAYMENTS	CURRENT YEAR 31.03.2022	PREVIOUS YEAR 31.03.2021
<b>BANK BALANCES</b>			<b>EXPENSES</b>		
Current accounts	1,13,40,97,368	65,97,56,995	Establishment Expense	3,09,30,38,620	2,92,95,66,356
Savings accounts	1,93,53,85,833	85,46,54,619	Academic Expenses	1,15,80,49,047	50,64,65,598
<b>GRANTS RECEIVED</b>			Administrative Expenses	46,72,57,496	40,35,00,751
From Government of India -Capital	62,49,00,000	91,75,00,000	Transportation Expenses	-	-
From Government of India- Revenue	5,52,02,60,762	5,54,02,18,208	Repairs & Maintenance	46,58,07,963	51,48,72,892
<b>RECEIPTS EARMARKED / ENDOWMENT FUNDS</b>	3,15,78,91,558	3,58,20,70,627	Finance Cost	10,63,74,011	1,88,01,228
<b>SPONSORED PROJECTS SCHEMES</b>	1,96,72,75,284	1,69,68,55,745	Other Expenses	4,51,35,266	3,10,45,901
<b>FELLOWSHIPS PROJECTS SCHEMES</b>	14,16,11,920	9,35,38,136	<b>PAYMENTS EARMARKED / ENDOWMENT FUNDS</b>	2,33,31,76,016	2,99,57,40,955
<b>OTHER PROJECT RECEIPTS</b>	2,17,59,86,342	1,37,07,06,190	<b>PAYMENTS SPONSORED PROJECTS</b>	1,87,70,51,038	1,54,85,69,392
<b>ACADEMIC RECEIPTS</b>	70,68,46,961	77,23,66,424	<b>PAYMENTS FELLOWSHIPS PROJECTS SCHEMES</b>	10,96,85,182	10,55,75,681
<b>INTEREST RECEIVED ON</b>			<b>PAYMENTS OTHER PROJECTS</b>	1,38,39,57,755	76,57,63,404
Bank Deposits	25,05,12,145	26,37,06,248	<b>INVESTMENTS AND DEPOSITS MADE</b>	15,80,58,68,541	10,97,05,15,155
Loans, Advances & Others	41,84,220	23,39,647	<b>EXPENDITURE ON FIXED ASSETS</b>	2,08,85,68,503	2,31,65,84,912
Savings Bank Accounts	1,59,14,861	1,87,72,185	<b>LOAN PAID TO HEFA</b>	57,13,00,000	48,11,50,000
<b>INVESTMENT DEPOSITS ENCASHED</b>	12,43,61,95,937	10,64,32,64,115	<b>DEPOSIT AND ADVANCES</b>	10,70,10,258	23,06,93,285
<b>OTHER INCOME</b>	27,95,87,959	23,86,56,706	<b>TRF TO OTHER UNITS</b>	1,69,75,31,750	3,54,09,49,899
<b>OTHER RECEIPTS</b>	6,76,05,961	-	<b>PAYMENT AGAINST SCHLORSHIP</b>	7,05,08,102	2,03,15,536
<b>PRIOR PERIOD INCOME</b>	2,84,455	-	<b>PAYMENT AGAINST STATUTORY LIABILITIES</b>	50,93,20,952	50,39,72,299
<b>DEPSOITS AND ADVANCES</b>	9,49,23,499	10,52,68,428			
<b>TRF FROM OTHER UNITS</b>	1,61,54,61,399	3,35,75,03,654			
<b>RECEIPTS AGAINST RETIREMENT BENEFITS</b>	-	46,61,326			
<b>RECEIPTS AGAINST SCHLORSHIP</b>	7,51,45,884	7,22,59,718	<b>BANK BALANCES</b>		
<b>LOAN FROM HEFA</b>	82,55,57,473	75,94,67,474	Current accounts	31,02,32,781	1,13,40,97,368
			Savings accounts	82,97,56,540	1,93,53,85,833
<b>TOTAL</b>	<b>33,02,96,29,821</b>	<b>30,95,35,66,445</b>	<b>TOTAL</b>	<b>33,02,96,29,821</b>	<b>30,95,35,66,445</b>

DY. REGISTRAR (F&A)

DY. REGISTRAR (F&A)

DY. DIRECTOR

DIRECTOR

DATED :

# INDIAN INSTITUTE OF TECHNOLOGY KANPUR

## CASH FLOW FOR THE YEAR ENDED 31st MARCH 2022

### CASH FLOW FROM OPERATING ACTIVITIES

Grants Received Revenue	5,52,02,60,762	
Academic Incomes	70,68,46,961	
Earmarked/ Endowment Fund Received	3,15,78,91,558	
Receipts for Sponsored Projects/ Schemes	4,28,48,73,546	
Interest on Bank Deposits	25,05,12,145	
Interest on Loans & Advances to Employees	41,84,220	
Interest on Savings Bank Account	1,59,14,861	
Other Income	27,95,87,959	
Prior Period Income	2,84,455	
Receipts against Deposits & Advances	9,49,23,499	
Receipts against Scholarship	7,51,45,884	14,39,04,25,850
Establishment Expenses	3,09,30,38,620	
Academic Expenses	1,15,80,49,047	
Administrative Expenses	46,72,57,496	
Repairs & Maintenance Expenses	46,58,07,963	
Finance Expenses	10,63,74,011	
Other Expenses	4,51,35,266	
Payments against Scholarship	7,05,08,102	
Payments from Earmarked / Endowment Fund	2,33,31,76,016	
Payments for Sponsored Projects/ Schemes/	3,37,06,93,975	
Payments against Deposits & Advances	10,70,10,258	
Other Payments	8,20,70,351	
Statutory Payments	50,93,20,952	11,80,84,42,057
<b>Net Cash Flow from Operating Activities</b>		<b>2,58,19,83,793</b>

### CASH FLOW FROM INVESTING ACTIVITIES

Grants Received Capital	62,49,00,000	
Other Receipts	6,76,05,961	
Investment Enchashed	12,43,61,95,937	13,12,87,01,898
Investment in Term Deposits	15,80,58,68,541	
Creation / Purchase of Fixed Assets	2,08,85,68,503	17,89,44,37,044
<b>Net Cash Flow from Investing Activities</b>		<b>-4,76,57,35,146</b>

### CASH FLOW FROM FINANCING ACTIVITIES

Cash Receipts	82,55,57,473	
Repayment of Loan	57,13,00,000	
<b>Net Cash Flow From Financing Activities</b>		<b>25,42,57,473</b>

**NET INCREASE IN CASH** -1,92,94,93,880

Closing Cash Flow Balance as on 31.03.2022 1,13,99,89,321


Opening Cash Flow Balance as on 01.04.2021 3,06,94,83,201

**NET INCREASE IN CASH** -1,92,94,93,880

  
DY. REGISTRAR (F&A)

  
DY. REGISTRAR (F&A)

  
DY. DIRECTOR

  
DIRECTOR

**INDIAN INSTITUTE OF TECHNOLOGY KANPUR**

**SCHEDULE - 1 CORPUS/CAPITAL FUND**

(Amount-Rs)

PARTICULARS	CURRENT YEAR 31.03.2022	PREVIOUS YEAR 31.03.2021
<b>BALANCE AT THE BEGINNING OF THE YEAR</b>	18,84,71,44,874	17,29,57,34,973
Add : Grants from Government of India and to the extent utilized for capital expenditure	62,49,00,000	1,15,08,77,775
Add : Internal Resources to the extent utilized for capital expenditure	57,13,00,000	48,11,50,000
Add: Donation Received Against Assets	6,69,847	1,09,338
Less : Provision Against Value of Written off Fixed Assets	1,98,35,769	99,10,465
Add : Adjustment during the year	46,39,02,741	72,63,42,193
Add: Excess of Income over Expenditure transferred from the Income & Expenditure A/c	33,19,69,627	32,75,04,681
Add: Capital Receipts during the year (IWD)	6,76,05,961	-
Less : Transfer to Deferred Revenue Income (Depreciation)	1,41,86,63,368	1,12,46,63,621
<b>TOTAL</b>	<b>19,46,89,93,912</b>	<b>18,84,71,44,874</b>
<b>(DEDUCT) DEFICIT TRANSFERRED FROM THE INCOME &amp; EXPENDITURE ACCOUNT</b>	-	-
<b>BALANCE AT THE YEAR END</b>	<b>19,46,89,93,912</b>	<b>18,84,71,44,874</b>
<b>RETAINED EARNINGS</b>		
Balance at the beginning of the year	-	-
Add: Addition during the year	16,46,40,357	-
<b>BALANCE AT THE YEAR END</b>	<b>16,46,40,357</b>	-
<b>GROSS TOTAL</b>	<b>19,63,36,34,269</b>	<b>18,84,71,44,874</b>

  
DY. REGISTRAR (F&A)

  
DY. REGISTRAR (F&A)



**INDIAN INSTITUTE OF TECHNOLOGY KANPUR**  
**ENDOWMENT FUNDS ACCOUNT**

**SCHEDULE-2 DESIGNATED / EARMARKED / ENDOWMENT FUND**

(AMOUNT IN RUPEES)

PARTICULARS	FUND WISE BREAKUP												TOTAL	
	GENERAL FUND	DORA PROMOTION A/C FUND	DONATION FUND	RISK RESERVE FUND	IITKDF CORPUS	SIDBI FUND	SBERTC	MEDICAL EMERGENCY FUND	CAUTION MONEY FUND	RR FUND	R&D PENSION FUND	DORA/DORD POOL FUND	CURRENT YEAR	PREVIOUS YEAR
a) Opening Balance	88,88,68,527	10,92,75,246	2,07,24,82,923	32,48,53,121	13,84,48,162	10,54,53,364	5,43,51,021	1,01,34,280	3,51,52,187	22,60,93,655	1,56,46,421	63,03,620	3987062527	3,42,36,44,019
b) Additions during the year	-	86,29,100	91,76,16,112	-	-	-	-	-	50,00,000	1,74,74,85,775	-	-	2678730987	3,36,29,80,414
c) Income from investment made of the fund	6,61,74,986	3,63,05,503	16,20,29,447	2,18,96,130	93,31,845	63,37,220	33,70,159	6,83,083	23,69,369	-	10,54,618	18,27,790	311380150	28,41,86,473
d) Other Income	-	-	72,15,903	-	-	-	-	-	-	-	-	-	7215903	11,45,116
e) Transfer To Risk Reserve	-	-	-	1,65,43,180	-	-	-	-	-	-	-	-	16543180	-
f) Corporate Social Responsibility	-	-	21,34,67,472	-	-	-	-	-	-	-	-	-	213467472	10,75,99,796
g) Adjustment Relating to PFY (Reversal of Liab)	-	-	-	-	-	-	-	-	-	-	-	-	-	59,358
<b>TOTAL (A)</b>	<b>95,50,43,513</b>	<b>15,42,09,849</b>	<b>3,37,28,11,857</b>	<b>36,32,92,431</b>	<b>14,77,80,007</b>	<b>11,17,90,584</b>	<b>5,77,21,180</b>	<b>1,08,17,363</b>	<b>4,25,21,556</b>	<b>1,97,35,79,430</b>	<b>1,67,01,039</b>	<b>81,31,410</b>	<b>7214400219</b>	<b>7,17,96,15,176</b>
<b>Utilisation/Exp. towards objectives of funds</b>														
a) Expenditure during the year	6,61,73,496	2,04,34,645	13,74,70,291	-	87,50,000	1,00,00,000	43,30,526	-	3,10,000	1,95,84,02,956	-	-	2205871915	2,98,52,50,758
b) Bank Charges	64,986	-	-	-	-	-	-	-	-	-	-	-	64986	1,22,759
c) Adjustment relating to PFY (Payment of PY Liab.)	-	-	-	-	-	-	-	-	-	-	-	-	-	43,483
d) Corporate Social Responsibility / Conf. Assistance	-	-	17,29,63,092	-	-	-	-	-	-	-	-	-	172963092	5,73,45,876
e) Transfer To IITKDF Corpus	-	-	-	-	-	-	-	-	-	-	-	-	-	13,29,87,734
f) Transfer To Risk Reserve	1,65,43,180	-	-	-	-	-	-	-	-	-	-	-	16543180	1,68,02,039
<b>TOTAL (B)</b>	<b>8,27,81,662</b>	<b>2,04,34,645</b>	<b>31,04,33,383</b>	<b>-</b>	<b>87,50,000</b>	<b>1,00,00,000</b>	<b>43,30,526</b>	<b>-</b>	<b>3,10,000</b>	<b>1,95,84,02,956</b>	<b>-</b>	<b>-</b>	<b>2,39,54,43,173</b>	<b>3,19,25,52,649</b>
<b>CLOSING BALANCE AT THE YEAR END (A-B)</b>	<b>87,22,61,852</b>	<b>13,37,75,204</b>	<b>3,06,23,78,474</b>	<b>36,32,92,431</b>	<b>13,90,30,007</b>	<b>10,17,90,584</b>	<b>5,33,90,654</b>	<b>1,08,17,363</b>	<b>4,22,11,556</b>	<b>1,51,76,474</b>	<b>1,67,01,039</b>	<b>81,31,410</b>	<b>4,81,89,57,046</b>	<b>3,98,70,62,527</b>
<b>Represented by</b>														
<b>Assets:</b>														
Cash And Bank Balances													29,28,98,966	41,35,06,818.00
Investments													4,46,70,83,000	3,51,03,83,000.00
Investments on MODs													27,31,982	1,77,59,331.00
Donations Represented by way of Shares													4,99,999	4,99,999.00
Caution Money Receivable													50,00,000	52,82,000.00
Interest accrued but not due													5,65,77,330	3,75,87,421.00
TDS Receivable from Institute Main Account													2,14,12,826	60,76,266.00
<b>Total Assets</b>													<b>4,84,62,04,103</b>	<b>3,99,10,94,836</b>
<b>Less: Current Liabilities</b>	<b>29,65,718</b>	<b>-</b>	<b>2,39,71,339</b>	<b>-</b>	<b>-</b>	<b>-</b>	<b>-</b>	<b>-</b>	<b>3,10,000</b>	<b>-</b>	<b>-</b>	<b>-</b>	<b>2,72,47,057</b>	<b>40,32,309</b>
													<b>4,81,89,57,046</b>	<b>3,98,70,62,527</b>

**INDIAN INSTITUTE OF TECHNOLOGY KANPUR**

**ENDOWMENT FUNDS ACCOUNT**

**SCHEDULE-2 DESIGNATED / EARMARKED / ENDOWMENT FUND**

5.No.	NAME OF ENDOWMENT FUND	OPENING BALANCE 01.04.2021		ADDITIONS DURING THE YEAR		TOTAL		EXPENDITURE ON THE OBJECT OF FUND DURING		CLOSING BALANCE 31.03.2022		TOTAL
		3. Endowment	4. Accumulated Interest	5. Endowment	6. Interest	7. Endowment (3+5)	8. Accumulated Interest (4+6)	9 Expenditure From Endowment	9 Expenditure From Interest.	10. Endowment	11. Accumulated Interest	12=10+11
1	General Corpus Fund	84,01,81,823	4,86,86,704	-	6,61,74,986	84,01,81,823	11,48,61,690	-	8,27,82,229	84,01,81,823	3,20,79,462	87,22,61,285
2	DORA Promotion Fund	-	10,92,75,246	-	3,63,05,503	-	14,55,80,749	-	2,04,34,645	-	12,51,46,104	12,51,46,104
3	Donations Fund	1,61,69,31,691	45,55,51,232	1,13,10,83,584	16,92,45,350	2,74,80,15,275	62,47,96,582	24,81,67,356	5,36,36,928	2,49,98,47,920	57,11,59,653	3,07,10,07,573
4	Risk Reserve Fund	-	32,48,53,121	-	3,84,39,877	-	36,32,92,998	-	-	-	36,32,92,998	36,32,92,998
5	IITKDF Corpus	13,84,48,162	-	-	93,31,845	13,84,48,162	93,31,845	25,00,000	62,50,000	13,59,48,162	30,81,845	13,90,30,007
6	SIDBI Fund	8,68,08,000	1,86,45,364	-	63,37,220	8,68,08,000	2,49,82,584	-	1,00,00,000	8,68,08,000	1,49,82,584	10,17,90,584
7	SBERTC	5,00,00,000	43,51,020	-	33,70,159	5,00,00,000	77,21,179	-	43,30,526	5,00,00,000	33,90,653	5,33,90,653
8	Medical Emergency Fund	73,80,867	27,53,413	-	6,83,083	73,80,867	34,36,496	-	-	73,80,867	34,36,496	1,08,17,363
9	Caution Money Fund	2,99,61,886	51,90,301	50,00,000	23,69,369	3,49,61,886	75,59,670	3,10,000	-	3,46,51,886	75,59,670	4,22,11,556
10	RR Fund	22,59,41,332	1,52,323	1,74,74,85,775	-	1,97,34,27,107	1,52,323	1,95,84,02,956	-	1,50,24,151	1,52,323	1,51,76,474
11	R&D Pension Fund	86,90,287	69,56,135	-	10,54,618	86,90,287	80,10,753	-	-	86,90,287	80,10,753	1,67,01,040
12	DORA Pool Fund	0.00	63,03,620	-	18,27,790	-	81,31,410	-	-	-	81,31,410	81,31,410
	<b>TOTAL</b>	<b>3,00,43,44,048</b>	<b>98,27,18,479</b>	<b>2,88,35,69,359</b>	<b>33,51,39,800</b>	<b>5,88,79,13,407</b>	<b>1,31,78,58,279</b>	<b>2,20,93,80,312</b>	<b>17,74,34,328</b>	<b>3,67,85,33,096</b>	<b>1,14,04,23,950</b>	<b>4,81,89,57,046</b>

**INDIAN INSTITUTE OF TECHNOLOGY KANPUR**

**SCHEDULE - 3 CURRENT LIABILITIES & PROVISIONS**

PARTICULARS	CURRENT YEAR 31.03.2022	PREVIOUS YEAR 31.03.2021
<b>A. CURRENT LIABILITIES</b>		
Deposit from students (Caution Money & Hostel Security)	7,30,21,561	6,38,06,511
<b>Sundry Creditors</b>		
For Goods & Services	9,89,67,169	8,33,88,956
Others		
Deposit-Others (including EMD, Security Deposit)	2,63,33,893	2,98,10,941
<b>Statutory Liabilities (GFP, TDS, WC TAX, CPF, GIS, NPS):</b>		
Overdue	-	-
Others	5,97,12,785	5,17,32,776
<b>Secured Loans</b>		
Secured Loans from HEFA	1,24,86,74,947	99,44,17,474
<b>Others Payables</b>		
Unspent Grant against Salary from MoE	-	2,51,03,908
Unspent Grant against HEFA Loan Interest	2,42,80,449	15,57,285
Unspent Grant against P M. Research	22,11,439	1,90,93,531
Unspent Grant against PLAN	4,85,49,357	4,14,01,288
Unspent Grant against Science & Technology Park	18,78,80,828	28,78,80,828
Unspent Grant against Non Salary	-	3,22,18,284
<b>Other Current Liabilities</b>		
Salaries & Wages Payable	14,30,48,920	21,03,02,616
Interest Payable on Borrowing from HEFA	2,81,69,370	2,42,23,164
Principal Payable on Borrowing from HEFA	49,62,95,000	53,18,35,689
Payable against sponsored projects	4,26,17,40,729	3,52,89,81,738
Payable against sponsored fellowships & scholarships	72,55,526	92,72,111
Electricity Charges	-	1,60,90,821
Audit Fee Payable	25,00,000	25,00,000
Payable to MoE	3,01,04,428	-
Unutilised Grants	2,32,92,515	1,56,80,101
Amount Payable to Other Units (RR)	68,01,643	52,51,485
Retirement Benefits Payable	9,44,68,781	8,80,53,054
Other liabilities	96,210	6,67,27,458
<b>TOTAL (A)</b>	<b>6,86,34,05,550</b>	<b>6,12,93,30,019</b>
<b>B. PROVISIONS</b>		
Gratuity	53,88,16,263	52,71,29,292
Superannuation Pension	12,16,74,11,371	11,90,70,76,521
Accumulated Leave Encashment	93,56,12,714	85,21,48,147
<b>TOTAL (B)</b>	<b>13,64,18,40,348</b>	<b>13,28,63,53,960</b>
<b>TOTAL (A+B)</b>	<b>20,50,52,45,898</b>	<b>19,41,56,83,979</b>

  
DY. REGISTRAR (F&A)

  
DY. REGISTRAR (F&A)

## INDIAN INSTITUTE OF TECHNOLOGY KANPUR

### SCHEDULE - 3A SPONSORED PROJECTS SCHEMES

S.NO.	NAME OF THE PROJECT	OPENING BALANCE 01.04.21		RECEIPTS / RECOVERIES DURING THE YEAR	TOTAL	EXPENDITURE DURING THE YEAR	CLOSING BALANCE 31.03.22	
		CR	DR				CR	DR
	TOTAL							

AS PER ANNEXURE 'A' ATTACHED

  
DY. REGISTRAR (F&A)

  
DY. REGISTRAR (F&A)

**INDIAN INSTITUTE OF TECHNOLOGY KANPUR**

**SCHEDULE - 3B FELLOWSHIPS PROJECTS SCHEMES**

S.NO.	NAME OF SPONSOR	OPENING BALANCE 01.04.21		TRANSACTION DURING THE YEAR		CLOSING BALANCE 31.03.22	
		CR	DR	CR	DR	CR	DR
	TOTAL						

**AS PER ANNEXURE 'B' ATTACHED**

  
DY. REGISTRAR (F&A)

  
DY. REGISTRAR (F&A)

**INDIAN INSTITUTE OF TECHNOLOGY KANPUR**

**SCHEDULE - 3C OTHER PROJECT RECEIPTS**

S.NO.	NAME OF SPONSOR	OPENING BALANCE 01.04.21		TRANSACTION DURING THE YEAR		CLOSING BALANCE 31.03.22	
		CR	DR	CR	DR	CR	DR
	TOTAL						

**AS PER ANNEXURE 'C' ATTACHED**

  
DY. REGISTRAR (F&A)

  
DY. REGISTRAR (F&A)

## INDIAN INSTITUTE OF TECHNOLOGY KANPUR

### SCHEDULE - 3D UNUTILISED GRANTS FROM GOVERNMENT OF INDIA

(Amount-Rs)

PARTICULARS	CURRENT YEAR 31.03.2022	PREVIOUS YEAR 31.03.2021
<b>CAPITAL GRANTS: GOVERNMENT OF INDIA</b>		
Balance B/F	32,92,82,116	13,15,70,990
Add: Internal Receipts	57,13,00,000	92,30,70,014
Add: Sanctioned during the year	62,49,00,000	91,75,00,000
<b>TOTAL (A)</b>	<b>1,52,54,82,116</b>	<b>1,97,21,41,004</b>
Less: Refunds	-	-
Less: Utilized for Revenue Expenditure	-	-
Less: Utilized for Capital Expenditure	1,28,90,51,931	1,64,28,58,888
<b>TOTAL (B)</b>	<b>1,28,90,51,931</b>	<b>1,64,28,58,888</b>
<b>UNUTILIZED CARRIED FORWARD (A-B)</b>	<b>23,64,30,185</b>	<b>32,92,82,116</b>
<b>REVENUE GRANTS: GOVERNMENT OF INDIA</b>		
Balance B/F	7,79,73,008	-41,80,53,380
Add: Internal Receipts	10,13,39,394	-
Add: Sanctioned during the year	5,52,02,60,762	5,54,02,18,208
<b>TOTAL (C)</b>	<b>5,69,95,73,164</b>	<b>5,12,21,64,828</b>
Less: Redunds	-	-
Less: Utilized for Revenue Expenditure	5,67,30,81,276	5,04,41,91,820
Less: Utilized for Capital Expenditure	-	-
<b>TOTAL (D)</b>	<b>5,67,30,81,276</b>	<b>5,04,41,91,820</b>
<b>UNUTILIZED CARRIED FORWARD (C-D)</b>	<b>2,64,91,888</b>	<b>7,79,73,008</b>

  
DY. REGISTRAR (F&A)

  
DY. REGISTRAR (F&A)

**INDIAN INSTITUTE OF TECHNOLOGY KANPUR**

**SCHEDULE - 4 CONSOLIDATED PLAN- FIXED ASSETS**

(Amount-Rs)

SR. NO.	ASSETS HEADS  TANGIBLE ASSETS	GROSS BLOCK					DEPRECIATION					NET BLOCK	
		OPENING BALANCE 01.04.2021	ADJUSTMENT	ADDITIONS	DEDUCTIONS	CLOSING BALANCE 31.03.2022	OPENING BALANCE 01.04.2021	DEDUCTIONS	FOR THE YEAR	ADJUSTMENT	TOTAL DEPRECIATION 31.03.2022	AS AT 31.03.2022	AS AT 31.03.2021
1	Land												
	Freehold	9,00,000				9,00,000	-			-	9,00,000	9,00,000	
	Lease Hold (IET - Noida)	11,72,27,164				11,72,27,164	-			-	11,72,27,164	11,72,27,164	
2	Buildings (On free hold Land)	10,01,53,53,816		1,68,77,19,919		11,70,30,73,735	1,90,55,69,585		22,23,58,402	2,12,79,27,987	9,57,51,45,748	8,10,97,84,231	
3	Buildings (Project)	22,46,31,989				22,46,31,989	7,58,62,993		42,68,008	8,01,31,001	14,45,00,988	14,87,68,996	
4	Plant Machinery (Central AC)	32,86,41,297		3,90,57,140		36,76,98,437	14,31,27,334		1,78,10,136	16,09,37,470	20,67,60,967	18,55,13,963	
5	Sewerage Treatment Plant	1,12,20,734				1,12,20,734	6,92,832		2,13,988	9,06,820	1,03,13,914	1,05,27,902	
6	Computer/Peripherals Equipment	1,45,62,42,766	27,56,835	8,55,03,673	3,16,50,584	1,50,73,39,020	1,19,49,47,087	2,41,64,168	9,24,24,274	16,26,201	1,26,15,80,992	24,57,58,028	26,12,95,679
7	Lab & Science Equipments	10,41,50,11,542	2,21,58,173	41,77,17,176	2,51,93,208	10,78,53,77,337	7,08,09,15,918	1,44,98,006	62,34,43,607	23,16,788	7,68,75,44,731	3,09,78,32,606	3,33,40,95,624
8	General (Office) Equipment	1,52,54,36,315	95,863	13,74,01,899	30,33,387	1,65,97,08,964	95,42,95,596	23,81,399	10,20,25,370	15,32,436	1,05,24,07,131	60,73,01,833	57,11,40,719
9	Furniture & Fixtures	31,03,59,363		1,89,10,787	5,41,999	32,87,28,151	19,49,53,954	2,26,944	2,41,30,011	21,88,57,021	10,98,71,130	11,54,05,409	
10	Vehicles	77,26,540				77,26,540	38,75,415		4,88,533	43,63,948	33,62,592	38,51,125	
11	Donated Books	6,03,287		6,69,848		12,73,135	1,78,626		1,20,962	2,99,588	5,73,547	4,24,661	
12	Donated Equipment	83,46,175				83,46,175	79,28,866			79,28,866	4,17,309	4,17,309	
13	Periodical & Journal (Project)	1,31,74,48,989				1,31,74,48,989	1,25,15,76,540			1,25,15,76,540	6,58,72,449	6,58,72,449	
14	Library Books	29,20,01,391		2,16,43,671	1,06,438	31,35,38,624	25,93,57,361	10,112	73,68,535	26,67,15,784	4,68,22,840	3,26,44,030	
15	Plant & Machinery	15,10,70,937		3,42,097	55,52,582	14,58,60,452	73,03,209	2,63,748	69,28,371	1,39,67,832	13,18,92,620	14,37,67,728	
16	Electric Installation			57,88,609		57,88,609			2,74,961	2,74,961	55,13,648		
17	Audio Visual			14,250		14,250			1,015	1,015	13,235		
18	Other Assets (P M Research)			24,50,117		24,50,117			4,25,067	4,25,067	20,25,050		
19	Other Assets Full Consumed	10,32,753		1,77,53,005		1,87,85,758	10,32,753		1,77,53,005	1,87,85,758	-	-	
	<b>TOTAL (A)</b>	<b>26,18,32,55,058</b>	<b>2,50,10,871</b>	<b>2,43,49,72,191</b>	<b>6,60,78,198</b>	<b>28,52,71,38,180</b>	<b>13,08,16,18,069</b>	<b>4,15,44,377</b>	<b>1,12,00,34,245</b>	<b>54,75,425</b>	<b>14,15,46,32,512</b>	<b>14,37,25,05,668</b>	<b>13,10,16,36,989</b>
17	Capital Work in Progress	1,99,41,93,099		2,34,27,45,992	1,99,41,93,099	2,34,27,45,992	-	-	-	-	2,34,27,45,992	1,99,41,93,099	
	<b>TOTAL (B)</b>	<b>1,99,41,93,099</b>	<b>-</b>	<b>2,34,27,45,992</b>	<b>1,99,41,93,099</b>	<b>2,34,27,45,992</b>	<b>-</b>	<b>-</b>	<b>-</b>	<b>-</b>	<b>2,34,27,45,992</b>	<b>1,99,41,93,099</b>	<b>-</b>

SR. NO.	ASSETS HEADS  INTANGIBLE ASSETS	GROSS BLOCK					DEPRECIATION/AMORTIZATION					NET BLOCK	
		OPENING BALANCE 01.04.2021	ADJUSTMENT	ADDITIONS	DEDUCTIONS	CLOSING BALANCE 31.03.2022	OPENING BALANCE 01.04.2021	DEDUCTIONS	FOR THE YEAR	ADJUSTMENT	TOTAL DEPRECIATION 31.03.2022	AS AT 31.03.2022	AS AT 31.03.2021
18	e-Journals	79,98,89,257		29,63,48,980		1,09,62,38,237	69,49,75,870		29,39,97,593		98,89,73,463	10,72,64,774	10,49,13,387
19	Old Patents	48,02,775				48,02,775	28,02,362		4,33,450		32,35,812	15,66,963	20,00,413
20	New Patents	3,62,380		10,69,813		14,32,193	1,53,005		1,51,175		3,04,180	11,28,013	2,09,375
21	Computer Software	82,37,105		2,57,78,114	18,31,519	3,21,83,700	51,85,328	10,54,146	1,16,35,450		1,57,66,632	1,64,17,068	30,51,777
	<b>TOTAL (C)</b>	<b>81,32,91,517</b>	<b>-</b>	<b>32,31,96,907</b>	<b>18,31,519</b>	<b>1,13,46,56,905</b>	<b>70,31,16,565</b>	<b>10,54,146</b>	<b>30,62,17,668</b>	<b>-</b>	<b>1,00,82,80,087</b>	<b>12,63,76,818</b>	<b>11,01,74,952</b>
	<b>GRAND TOTAL (A+B+C)</b>	<b>28,99,07,39,674</b>	<b>2,50,10,871</b>	<b>5,10,09,15,090</b>	<b>2,06,21,02,816</b>	<b>32,00,45,41,077</b>	<b>13,78,47,34,634</b>	<b>4,25,98,523</b>	<b>1,42,62,51,913</b>	<b>54,75,425</b>	<b>15,16,29,12,599</b>	<b>16,84,16,28,478</b>	<b>15,20,60,05,040</b>

*Seyupb*  
DY. REGISTRAR (E&A)

*Be*  
DY. REGISTRAR (F&A)



**INDIAN INSTITUTE OF TECHNOLOGY KANPUR**  
**MAIN ACCOUNT (INCLUDING IWD, CDTE, PENSION, CAMPUS, VISITORS HOSTEL & PETROL PUMP)**

SCHEDULE - 4A FIXED ASSETS (Acc I, IWD & Visitor Hostel)

(Amount-Rs)

SR. NO.	ASSETS HEADS  TANGIBLE ASSETS	GROSS BLOCK				DEPRECIATION					NET BLOCK		
		OPENING BALANCE 01.04.2021	ADJUSTMENT	ADDITIONS	DEDUCTIONS	CLOSING BALANCE 31.03.2022	OPENING BALANCE 01.04.2021	DEDUCTIONS	FOR THE YEAR	ADJUSTMENT	TOTAL DEPRECIATION 31.03.2022	AS AT 31.03.2022	AS AT 31.03.2021
1	Land												
	Freehold	9,00,000				9,00,000	-					9,00,000	9,00,000
	Lease Hold (IET - Noida)	11,72,27,164				11,72,27,164	-					11,72,27,164	11,72,27,164
2	Buildings (On free hold Land)	10,00,98,50,179		1,68,77,19,919		11,69,75,70,098	1,90,54,14,375		22,22,53,833		2,12,76,68,208	9,56,99,01,890	8,10,44,35,804
3	Buildings (Project)	22,46,31,989				22,46,31,989	7,58,62,993		42,68,008		8,01,31,001	14,45,00,988	14,87,68,996
4	Plant Machinery (Central AC)	32,86,41,297		3,90,57,140		36,76,98,437	14,31,27,334		1,78,10,136		16,09,37,470	20,67,60,967	18,55,13,963
5	Sewerage Treatment Plant	1,12,20,734				1,12,20,734	6,92,832		2,13,988		9,06,820	1,03,13,914	1,05,27,902
6	Computer/Peripherals Equipment	79,84,62,938	26,85,135	3,56,36,228	1,18,16,406	81,95,97,625	66,73,73,114	1,10,31,457	5,31,56,751	16,12,578	70,78,85,830	11,17,11,795	13,10,89,824
7	Lab & Science Equipments	5,09,76,12,977	1,92,07,271	10,53,07,207	38,50,058	5,17,98,62,855	3,68,34,66,808	34,90,206	41,75,15,715	20,17,894	4,09,54,74,423	1,08,43,88,432	1,41,41,46,169
8	General (Office) Equipment	62,07,56,310	90,471	8,79,44,011	12,40,277	70,73,69,573	42,40,25,703	11,49,121	4,02,57,347	15,30,900	46,16,03,029	24,57,66,543	19,67,30,606
9	Furniture & Fixtures	22,23,10,670		1,42,42,050	1,76,574	23,63,76,146	12,87,71,935	1,45,919	1,76,15,435		14,62,41,451	9,01,34,695	9,35,38,735
10	Donated Books	6,03,287		6,69,848		12,73,135	1,78,626		1,20,962		2,99,588	9,73,547	4,24,661
11	Vehicles	77,26,540				77,26,540	38,75,415		4,88,533		43,63,948	33,62,592	38,51,125
12	Donated Equipment	83,46,175				83,46,175	79,28,866		-		79,28,866	4,17,309	4,17,309
13	Periodical & Journal (Project)	1,31,74,48,989				1,31,74,48,989	1,25,15,76,540		-		1,25,15,76,540	6,58,72,449	6,58,72,449
14	Library Books	27,26,69,531		2,07,95,886		29,34,65,417	24,32,08,015		67,08,924		24,99,16,939	4,35,48,478	2,94,61,516
15	Other Assets (P M Research)	-		24,50,117		24,50,117			4,25,067		4,25,067	20,25,050	-
15	Other Assets Full Consumed	10,32,753		1,77,53,005		1,87,85,758	10,32,753		1,77,53,005		1,87,85,758	-	-
	<b>TOTAL (A)</b>	<b>19,03,94,41,532</b>	<b>2,19,82,877</b>	<b>2,01,15,75,411</b>	<b>1,70,83,315</b>	<b>21,01,19,50,751</b>	<b>8,53,65,35,309</b>	<b>1,58,16,703</b>	<b>79,85,87,704</b>	<b>51,61,372</b>	<b>9,31,41,44,938</b>	<b>11,69,78,05,814</b>	<b>10,50,29,06,224</b>
16	Capital Work in Progress	1,99,41,93,099		2,34,27,45,992	1,99,41,93,099	2,34,27,45,992	-		-		-	2,34,27,45,992	1,99,41,93,099
	<b>TOTAL (B)</b>	<b>1,99,41,93,099</b>	<b>-</b>	<b>2,34,27,45,992</b>	<b>1,99,41,93,099</b>	<b>2,34,27,45,992</b>	<b>-</b>	<b>-</b>	<b>-</b>	<b>-</b>	<b>-</b>	<b>2,34,27,45,992</b>	<b>1,99,41,93,099</b>
	<b>GRAND TOTAL (A+B+C)</b>	<b>21,82,83,29,258</b>	<b>2,19,82,877</b>	<b>4,65,06,70,383</b>	<b>2,01,12,76,414</b>	<b>24,44,57,40,350</b>	<b>9,22,65,76,281</b>	<b>1,58,16,703</b>	<b>1,09,25,85,297</b>	<b>51,61,372</b>	<b>10,29,81,83,503</b>	<b>14,14,75,56,848</b>	<b>12,60,17,52,978</b>

DY. REGISTRAR (F&A)

DY. REGISTRAR (F&A)

**INDIAN INSTITUTE OF TECHNOLOGY KANPUR**

SCHEDULE - 4B NON PLAN- FIXED ASSETS

(Amount-Rs)

SR. NO.	ASSETS HEADS  TANGIBLE ASSETS	GROSS BLOCK				DEPRECIATION				NET BLOCK	
		OPENING BALANCE 01.04.2021	ADDITIONS	ADJUSTMENT	CLOSING BALANCE 31.03.2022	OPENING BALANCE 01.04.2021	FOR THE YEAR	ADJUSTMENT	TOTAL DEPRECIATION 31.03.2022	AS AT 31.03.2022	AS AT 31.03.2021
1	Computer/Peripherals Equipment	1,44,08,123			1,44,08,123	1,28,38,741	3,75,737		1,32,14,478	11,93,645	15,69,382
2	General (Office) Equipment	13,04,04,923	3,82,67,659		16,86,72,582	10,95,00,197	56,94,210		11,51,94,407	5,34,78,175	2,09,04,726
3	Furniture & Fixtures	1,04,72,055	1,08,178		1,05,80,233	69,07,615	6,82,286		75,89,901	29,90,332	35,64,440
	<b>TOTAL (A)</b>	<b>15,52,85,101</b>	<b>3,83,75,837</b>	<b>-</b>	<b>19,36,60,938</b>	<b>12,92,46,553</b>	<b>67,52,233</b>	<b>-</b>	<b>13,59,98,786</b>	<b>5,76,62,152</b>	<b>2,60,38,548</b>
4	Computer Software	-	20,67,907		20,67,907	-	8,36,312		8,36,312	12,31,595	-
	<b>TOTAL (B)</b>	<b>-</b>	<b>20,67,907</b>	<b>-</b>	<b>20,67,907</b>	<b>-</b>	<b>8,36,312</b>	<b>-</b>	<b>8,36,312</b>	<b>12,31,595</b>	<b>-</b>
	<b>Grand Total (A+B)</b>	<b>15,52,85,101</b>	<b>4,04,43,744</b>	<b>-</b>	<b>19,57,28,845</b>	<b>12,92,46,553</b>	<b>75,88,545</b>	<b>-</b>	<b>13,68,35,098</b>	<b>5,88,93,747</b>	<b>2,60,38,548</b>

  
DY. REGISTRAR (F&A)

  
DY. REGISTRAR (F&A)

**INDIAN INSTITUTE OF TECHNOLOGY KANPUR**

SCHEDULE - 4C INTANGIBLE ASSETS

(Amount-Rs)

SR. NO.	ASSETS HEADS INTANGIBLE ASSETS	GROSS BLOCK					DEPRECIATION/AMORTIZATION					NET BLOCK	
		OPENING BALANCE 01.04.2021	ADJUSTMENT	ADDITIONS	DEDUCTIONS	CLOSING BALANCE 31.03.2022	OPENING BALANCE 01.04.2021	ADJUSTMENT	FOR THE YEAR	DEDUCTIONS	TOTAL DEPRECIATION 31.03.2022	AS AT 31.03.2022	AS AT 31.03.2021
1	e-Journals	79,98,89,257		29,63,48,980		1,09,62,38,237	69,49,75,870		29,39,97,593		98,89,73,463	10,72,64,774	10,49,13,387
2	Old Patents	48,02,775				48,02,775	28,02,362		4,33,450		32,35,812	15,66,963	20,00,413
3	New Patents	3,62,380		10,69,813		14,32,193	1,53,005		1,51,175		3,04,180	11,28,013	2,09,375
4	Computer Software	82,37,105		2,57,78,114	18,31,519	3,21,83,700	51,85,328		1,16,35,450	10,54,146	1,57,66,632	1,64,17,068	30,51,777
	<b>TOTAL</b>	<b>81,32,91,517</b>	<b>-</b>	<b>32,31,96,907</b>	<b>18,31,519</b>	<b>1,13,46,56,905</b>	<b>70,31,16,565</b>	<b>-</b>	<b>30,62,17,668</b>	<b>10,54,146</b>	<b>1,00,82,80,087</b>	<b>12,63,76,818</b>	<b>11,01,74,952</b>

  
DY. REGISTRAR (F&A)

  
DY. REGISTRAR (F&A)

**INDIAN INSTITUTE OF TECHNOLOGY KANPUR**

**SCHEDULE - 4C (I) PATENTS AND COPYRIGHTS**

(Amount-Rs)

S.NO.	PARTICULARS	OPENING BALANCE	ADDITIONS	GROSS	AMORTIZATION UPTO 31.03.2021	AMORTIZATION DURING THE YEAR	NET BLOCK 31.03.2022	NET BLOCK 31.03.2021
A	<b>PATENTS GRANTED</b>							
1	<b>Balance as on 31.03.2022</b> Patents Obtained in 2008-09	7,29,457	-	7,29,457	4,42,233	65,833	2,21,391	2,87,225
2	<b>Balance as on 31.03.2022</b> Patents Obtained in 2009-10	-	-	-	-	-	-	-
3	<b>Balance as on 31.03.2022</b> Patents Obtained in 2010-11	3,50,318	-	3,50,318	2,12,380	31,616	1,06,322	1,37,939
4	<b>Balance as on 31.03.2022</b> Patents Obtained in 2011-12	-	-	-	-	-	-	-
5	<b>Balance as on 31.03.2022</b> Patents Obtained in 2012-13	-	-	-	-	-	-	-
6	<b>Balance as on 31.03.2022</b> Patents Obtained in 2013-14	-	-	-	-	-	-	-
7	<b>Balance as on 31.03.2022</b> Patents Obtained in 2014-15	-	-	-	-	-	-	-
8	<b>Balance as on 31.03.2022</b> Patents Obtained in 2015-16	30,18,000	-	30,18,000	18,29,617	2,72,375	9,16,008	11,88,383
9	<b>Balance as on 31.03.2022</b> Patents Obtained in 2016-17	7,05,000	-	7,05,000	3,18,131	63,627	3,23,242	3,86,868
10	<b>Balance as on 31.03.2022</b> Patents Obtained in 2017-18	3,62,380	-	3,62,380	1,53,005	38,251	1,71,124	2,09,373
11	<b>Balance as on 31.03.2022</b> Patents Obtained in 2018-19	-	-	-	-	-	-	-
12	<b>Balance as on 31.03.2022</b> Patents Obtained in 2019-20	-	-	-	-	-	-	-
13	<b>Balance as on 31.03.2022</b> Patents Obtained in 2020-21	-	-	-	-	-	-	-
14	<b>ADDITION IN 2021-22</b>	-	10,69,813	10,69,813	-	1,12,924	9,56,889	-
	<b>TOTAL</b>	<b>51,65,155</b>	<b>10,69,813</b>	<b>62,34,968</b>	<b>29,55,366</b>	<b>5,84,626</b>	<b>26,94,976</b>	<b>22,09,788</b>
B	<b>PATENTS PENDING IN RESPECT OF PATENTS APPLIED FOR</b>			<b>NIL</b>				

  
DY. REGISTRAR (F&A)

  
DY. REGISTRAR (F&A)

**INDIAN INSTITUTE OF TECHNOLOGY KANPUR**

SCHEDULE - 4D EARMARKED FIXED ASSETS (PROJECTS' ACCOUNT)

(Amount-Rs)

SR. NO.	ASSETS HEADS  TANGIBLE ASSETS	GROSS BLOCK				DEPRECIATION					NET BLOCK		
		OPENING BALANCE 01.04.2021	ADJUSTMENT	ADDITIONS	DEDUCTIONS	CLOSING BALANCE 31.03.2022	OPENING BALANCE 01.04.2021	DEDUCTIONS	FOR THE YEAR	ADJUSTMENT	TOTAL DEPRECIATION 31.03.2022	AS AT 31.03.2022	AS AT 31.03.2021
1	Buildings (On free hold Land)	55,03,637				55,03,637	1,55,210		1,04,569		2,59,779	52,43,858	53,48,427
2	Computer/Peripherals Equipment	64,33,71,705	71,700	4,98,67,445	1,98,34,178	67,33,33,272	51,47,35,233	1,31,32,711	3,88,91,786	13,623	54,04,80,685	13,28,52,587	12,86,36,472
3	Lab & Science Equipments	5,31,73,98,565	29,50,902	31,24,09,969	2,13,43,150	5,60,55,14,482	3,39,74,49,109	1,10,07,800	20,59,27,892	2,98,894	3,59,20,70,307	2,01,34,44,175	1,91,99,49,456
4	General (Office) Equipment	77,42,75,082	5,392	1,11,90,229	17,93,110	78,36,66,809	42,07,69,695	12,32,278	5,60,73,813	1,536	47,56,09,694	30,80,57,115	35,35,05,387
5	Furniture & Fixtures	7,75,76,638		45,60,559	3,65,425	8,17,71,772	5,92,74,404	81,025	58,32,290		6,50,25,669	1,67,46,103	1,83,02,234
6	Library Books	1,93,31,860		8,47,785	1,06,438	2,00,73,207	1,61,49,346	10,112	6,59,611		1,67,98,845	32,74,362	31,82,514
7	Plant & Machinery	15,10,70,937		3,42,097	55,52,582	14,58,60,452	73,03,209	2,63,748	69,28,371		1,39,67,832	13,18,92,620	14,37,67,728
8	Electric Installation			57,88,609		57,88,609			2,74,961		2,74,961	55,13,648	-
9	Audio Visual			14,250		14,250			1,015		1,015	13,235	-
	<b>TOTAL (A)</b>	<b>6,98,85,28,424</b>	<b>30,27,994</b>	<b>38,50,20,943</b>	<b>4,89,94,883</b>	<b>7,32,15,26,490</b>	<b>4,41,58,36,206</b>	<b>2,57,27,674</b>	<b>31,46,94,308</b>	<b>3,14,053</b>	<b>4,70,44,88,787</b>	<b>2,61,70,37,703</b>	<b>2,57,26,92,218</b>
8	Capital Work in Progress	-	-	-	-	-	-	-	-	-	-	-	-
	<b>TOTAL (B)</b>	<b>-</b>	<b>-</b>	<b>-</b>	<b>-</b>	<b>-</b>	<b>-</b>	<b>-</b>	<b>-</b>	<b>-</b>	<b>-</b>	<b>-</b>	<b>-</b>
SR. NO.	ASSETS HEADS  INTANGIBLE ASSETS	GROSS BLOCK				DEPRECIATION/AMORTIZATION					NET BLOCK		
		OPENING BALANCE 01.04.2021	ADJUSTMENT	ADDITIONS	DEDUCTIONS	CLOSING BALANCE 31.03.2022	OPENING BALANCE 01.04.2021	DEDUCTIONS	FOR THE YEAR	ADJUSTMENT	TOTAL DEPRECIATION 31.03.2022	AS AT 31.03.2022	AS AT 31.03.2021
9	e-Journals	51,94,631				51,94,631	49,34,899				49,34,899	2,59,732	2,59,732
10	Old Patents	48,02,775				48,02,775	28,02,362		4,33,450		32,35,812	15,66,963	20,00,413
11	New Patents	3,62,380		10,69,813		14,32,193	1,53,005		1,51,175		3,04,180	11,28,013	2,09,375
12	Computer Software	82,37,105		2,37,10,207	18,31,519	3,01,15,793	51,85,328	10,54,146	1,07,99,138		1,49,30,320	1,51,85,473	30,51,777
	<b>TOTAL (C)</b>	<b>1,85,96,891</b>		<b>2,47,80,020</b>	<b>18,31,519</b>	<b>4,15,45,392</b>	<b>1,30,75,595</b>	<b>10,54,146</b>	<b>1,13,83,763</b>	<b>-</b>	<b>2,34,05,212</b>	<b>1,81,40,180</b>	<b>55,21,296</b>
	<b>GRAND TOTAL (A+B+C)</b>	<b>7,00,71,25,315</b>	<b>30,27,994</b>	<b>40,98,00,963</b>	<b>5,08,26,402</b>	<b>7,36,30,71,882</b>	<b>4,42,89,11,801</b>	<b>2,67,81,820</b>	<b>32,60,78,071</b>	<b>3,14,053</b>	<b>4,72,78,93,999</b>	<b>2,63,51,77,883</b>	<b>2,57,82,13,514</b>

  
DY. REGISTRAR (F&A)

  
DY. REGISTRAR (F&A)

## INDIAN INSTITUTE OF TECHNOLOGY KANPUR

### SCHEDULE - 5 INVESTMENTS FROM EARMARKED/ENDOWMENT FUNDS

(Amount-Rs)

PARTICULARS	CURRENT YEAR 31.03.2022	PREVIOUS YEAR 31.03.2021
In Central Government Securities	-	-
In State Government Securities	-	-
Other Approved Securities	-	-
Shares	5,00,000	5,00,000
Debentures and Bonds	93,00,00,000	96,50,00,000
Term Deposits with Banks	4,34,89,29,482	2,24,21,42,331
Non Banking Financial Companies	2,38,00,00,000	1,97,00,00,000
<b>TOTAL</b>	<b>7,65,94,29,482</b>	<b>5,17,76,42,331</b>

### SCHEDULE - 5A INVESTMENTS FROM EARMARKED/ENDOWMENT FUNDS (FUND WISE)

(Amount-Rs)

PARTICULARS	CURRENT YEAR 31.03.2022	PREVIOUS YEAR 31.03.2021
Endowment Fund Investments	4,47,03,14,982	3,52,86,42,331
Investment of Projects' Account	3,18,91,14,500	1,64,90,00,000
<b>TOTAL</b>	<b>7,65,94,29,482</b>	<b>5,17,76,42,331</b>

  
DY. REGISTRAR (F&A)

  
DY. REGISTRAR (F&A)

**INDIAN INSTITUTE OF TECHNOLOGY KANPUR**

**SCHEDULE - 6 INVESTMENTS - OTHERS**

(Amount-Rs)

PARTICULARS	CURRENT YEAR 31.03.2022	PREVIOUS YEAR 31.03.2021
In Central Government Securities	-	-
In State Government Securities	-	-
Other Approved Securities	-	-
Shares	10,000	10,000
Debentures and Bonds	-	-
Others (Bank Fixed Deposits)	-	-
<b>TOTAL</b>	<b>10,000</b>	<b>10,000</b>

  
DY. REGISTRAR (F&A)

  
DY. REGISTRAR (F&A)

**INDIAN INSTITUTE OF TECHNOLOGY KANPUR**

**SCHEDULE - 7 - CURRENT ASSETS**

(Amount-Rs)

PARTICULARS	CURRENT YEAR 31.03.2022	PREVIOUS YEAR 31.03.2021
<b>1. STOCK:</b>		
Building Material	11,89,245	28,93,522
Petrol, and Oil	17,65,863	12,30,850
Stationery	21,00,961	23,46,978
Medicines	15,51,975	19,64,986
<b>2. SUNDRY DEBTORS:</b>		
Debts Outstanding for a period exceeding six months		
Others	38,62,000	18,15,446
<b>3. CASH AND BANK BALANCES:</b>		
Cash in Hand	-	-
<b>WITH SCHEDULED BANKS:</b>		
- In Current Accounts	31,02,32,781	1,13,40,97,367
- In term deposit Accounts	3,71,67,08,682	2,82,60,33,819
- In Savings Accounts	82,97,56,542	1,93,53,85,832
<b>WITH NON SCHEDULED BANKS:</b>		
- In term deposit Accounts	-	-
- In Savings Accounts	-	-
<b>4. NON CURRENT ASSETS:</b>		
Grants Receivable (Against Retirement Benefits)	13,64,18,40,348	13,28,63,53,960
<b>5. OTHER CURRENT ASSETS:</b>		
Donation Receivable Against Rajeev Motwani Building	-	4,74,71,250
Other Receivable	-	-
Wrongly Debited in Bank	6,950	6,950
<b>TOTAL</b>	<b>18,50,90,15,347</b>	<b>19,23,96,00,960</b>

  
DY. REGISTRAR (F&A)

  
DY. REGISTRAR (F&A)



**INDIAN INSTITUTE OF TECHNOLOGY KANPUR**

ANNEXURE - 'A'

(Amount-Rs)

PARTICULARS	ACCOUNT NO.	CURRENT YEAR 31.03.2022	PREVIOUS YEAR 31.03.2021
<b><u>BALANCE IN SAVINGS BANK ACCOUNTS</u></b>			
AXIS BANK -IIT KANPUR (PAYMENT GATEWAY)	913010053856434	32,17,188	1,66,38,992
AXIS BANK -ENDOWMENT	133010100120012	40,68,978	41,14,668
CANARA BANK - IIT KANPUR	2178101020016	21,46,775	11,59,626
CANARA BANK - PRINCIPAL ESCROW	2178101029892	5,92,081	5,88,34,714
CANARA BANK - INTEREST ESCROW	2178101029893	1,57,217	1,05,178
HDFC BANK - ENDOWMENT	1271450001017	47,338	45,943
ICICI BANK - ENDOWMENT	628801033775	2,87,731	4,42,020
ICICI BANK - IIT KANPUR (PAYMENT GATEWAY)	104601000838	1,67,648	9,51,794
INDUSIND BANK - ENDOWMENT	100118118991	14,67,323	22,57,09,278
STATE BANK OF INDIA - IWD	30632766814	9,78,23,414	67,85,672
STATE BANK OF INDIA - PENSION	10426004576	1,43,849	10,01,92,025
STATE BANK OF INDIA - IIT KANPUR TRANSCRIPT	35973361835	21,70,176	1,06,087
STATE BANK OF INDIA - DCF	10426004791	2,09,22,090	3,02,39,462
STATE BANK OF INDIA - GATE	33252014909	5,04,369	1,02,11,634
STATE BANK OF INDIA - JAM	33252021428	-	64,38,233
STATE BANK OF INDIA - JEE	10426004666	1,628	9,51,372
STATE BANK OF INDIA - R&D	10426004611	12,57,95,040	12,21,22,264
STATE BANK OF INDIA - STUDENT GYMKHANA	10426002240	12,86,448	17,80,550
STATE BANK OF INDIA - ENDOWMENT	10426004735	28,56,19,605	2,23,87,836
STATE BANK OF INDIA - ENDOWMENT	30530707580	12,78,426	7,06,457
STATE BANK OF INDIA - VH	10426004893	7,74,734	20,58,765
STATE BANK OF INDIA - PROJECTS' ACCOUNT	36880589812	6,57,66,659	52,51,07,663
STATE BANK OF INDIA - PROJECTS' ACCOUNT	37174348003	19,491	14,825
STATE BANK OF INDIA - PROJECTS' ACCOUNT	37201255346	7,92,677	3,94,07,904
STATE BANK OF INDIA - PROJECTS' ACCOUNT	38252644968	8,55,513	2,91,215
STATE BANK OF INDIA - PROJECTS' ACCOUNT	38156203354	10,688	68,504
STATE BANK OF INDIA - PROJECTS' ACCOUNT	38368990543	11,25,25,819	1,91,23,877
STATE BANK OF INDIA - ACCOUNT III	38609871079	1,43,81,337	1,43,86,994
STATE BANK OF INDIA - PROJECTS' ACCOUNT	39208799587	26,425	3,43,465
STATE BANK OF INDIA - JAM	38707327230	56,45,701	-
STATE BANK OF INDIA - ENDOWMENT	31515492293	23,751	-
STATE BANK OF INDIA - PROJECTS' ACCOUNT	39077398173	1,09,641	-
STATE BANK OF INDIA - PROJECTS' ACCOUNT	39077398399	2,30,036	-
STATE BANK OF INDIA - PROJECTS' ACCOUNT	39104564621	1,18,861	-
STATE BANK OF INDIA - PROJECTS' ACCOUNT	39963446098	58,25,939	-
UNION BANK OF INDIA- IIT KANPUR	537202010000050	7,56,05,591	56,06,30,663
UNION BANK OF INDIA- GATE	537202010000058	12,34,717	12,87,884
UNION BANK OF INDIA- HALL MANAGEMENT	537202010000199	-56,20,220	12,44,481
UNION BANK OF INDIA- PENSION HALL MANAGEMENT	537202010000032	37,21,791	14,85,720
UNION BANK OF INDIA- ENDOWMENT	537202010059449	-	16,00,00,000
UNION BANK OF INDIA- JEE	537202010000102	10,067	10,067
<b><u>BALANCE IN CURRENT ACCOUNTS</u></b>			
STATE BANK OF INDIA	35061669618	88,719	89,367
STATE BANK OF INDIA - VH	38118997624	19,06,418	16,22,411
SBI NET BANKING - INTERNET BANKING	31250582809	23,40,786	42,020
STATE BANK OF INDIA - IIT KANPUR	10426002137	12,43,59,051	35,56,59,043
STATE BANK OF INDIA - IIT KANPUR	34848723343	66,248	66,897
STATE BANK OF INDIA - CDTE	37926189366	12,47,641	6,56,976
ICICI BANK - ENDOWMENT	628805002180	1,05,814	1,00,616
ICICI BANK - IIT KANPUR	104605001619	1,58,433	1,00,000
UNION BANK OF INDIA- PROJECTS' ACCOUNT	537201010035329	2,55,503	2,55,503
STATE BANK OF INDIA - PROJECTS' ACCOUNT	10426002126	11,82,65,188	29,11,35,437
AXIS BANK -IIT KANPUR PG ADMISSION	916020013424428	20,40,600	1,26,600
STATE BANK OF INDIA - IIT KANPUR OUTN COLLECTION	35379059192	33,56,834	70,713
UNION BANK OF INDIA- PROJECTS' ACCOUNT	537201010019001	5,60,41,546	48,41,71,784
<b>TOTAL</b>		<b>1,13,99,89,323</b>	<b>3,06,94,83,199</b>

**INDIAN INSTITUTE OF TECHNOLOGY KANPUR**

**SCHEDULE - 8 - LOANS, ADVANCES & DEPOSITS**

(Amount-Rs)

PARTICULARS	CURRENT YEAR 31.03.2022	PREVIOUS YEAR 31.03.2021
<b>ADVANCES TO EMPLOYEES: (NON-INTEREST BEARING)</b>		
Miscellaneous Advances to Staff	4,75,476	3,38,476
Festival	1,55,000	43,000
Medical	8,55,000	3,30,000
Insurance	3,00,909	-
TA/LTC	22,21,420	24,63,210
Departmental Expenses	1,52,83,685	1,03,49,649
Contingency	60,53,019	59,57,394
Counselling Services / Training	14,60,300	3,75,800
<b>LONG TERM ADVANCES TO EMPLOYEES (INTEREST BEARING)</b>		
Vehicle	6,63,178	10,49,954
Home	1,05,39,923	53,10,281
PC	15,81,653	15,57,318
<b>ADVANCES AND OTHER AMOUNTS RECOVERABLE IN CASH OR IN KIND OR FOR VALUE TO BE RECEIVED</b>		
On Capital Account (MoE Fund)	60,18,54,799	58,60,75,630
On Capital Account (Others)	40,63,85,783	1,41,48,85,139
Others	10,00,000	22,43,944
Loan to SIDBI Incubatees/Others to Suppliers	96,55,941	96,55,941
	53,025	10,78,031
<b>PREPAID EXPENSES</b>		
Lease Rent Advance to IET NOIDA	2,14,31,952	2,17,17,712

  
DY. REGISTRAR (F&A)

  
DY. REGISTRAR (F&A)

**INDIAN INSTITUTE OF TECHNOLOGY KANPUR**

**SCHEDULE - 8 - LOANS, ADVANCES & DEPOSITS (Contd...)**

(Amount-Rs)

PARTICULARS	CURRENT YEAR 31.03.2022	PREVIOUS YEAR 31.03.2021
<b>DEPOSITS</b>		
Electricity	1,37,74,275	1,37,74,275
Bank Guarantee/ TDR Kept as Security	4,71,26,500	23,25,000
Indian Oil Limited	20,72,000	20,72,000
Others	18,000	18,000
Pension Corpus	86,90,287	86,90,287
<b>INCOME ACCRUED</b>		
On Investments from Earmarked/Endowment Funds	5,65,77,330	3,75,87,421
On Investments Others	10,79,29,545	1,67,31,024
On Loans and Advances (Staff)	1,33,18,876	1,27,66,118
<b>OTHERS RECEIVABLE</b>		
Debit balances in Sponsored projects	58,39,23,496	45,49,10,564
Claims Receivable (TDS, ITC etc)	3,43,52,534	1,43,26,880
<b>TOTAL</b>	<b>1,94,77,53,906</b>	<b>2,62,66,33,048</b>

  
DY. REGISTRAR (F&A)

  
DY. REGISTRAR (F&A)

## INDIAN INSTITUTE OF TECHNOLOGY KANPUR

### SCHEDULE - 9 - ACADEMIC RECEIPTS

(Amount-Rs)

PARTICULARS	CURRENT YEAR 31.03.2022	PREVIOUS YEAR 31.03.2021
<b>FEES FROM STUDENTS</b>		
<b>ACADEMIC</b>		
Tuition fee	53,48,69,729	57,09,83,812
Admission fee	2,65,350	4,28,250
Laboratory fee	48,74,700	49,25,400
Registration fee	48,74,700	49,25,400
<b>TOTAL (A)</b>	<b>54,48,84,479</b>	<b>58,12,62,862</b>
<b>EXAMINATIONS</b>		
Admission test fee	61,13,000	1,26,33,900
Annual Examination fee	1,76,900	2,85,500
Mark sheet, certificate fee	4,42,250	7,13,750
Entrance Examination fee	6,94,02,690	7,56,36,046
<b>TOTAL (B)</b>	<b>7,61,34,840</b>	<b>8,92,69,196</b>
<b>OTHER FEES</b>		
Identity card fee	11,900	10,500
Miscellaneous fee	43,46,271	69,80,468
Medical fee	8,12,450	8,20,900
Hostel fee	2,07,17,475	2,09,32,950
<b>TOTAL (C)</b>	<b>2,58,88,096</b>	<b>2,87,44,818</b>
<b>SALE OF PUBLICATIONS</b>		
Sale of Admission forms	2,12,86,949	3,36,39,019
Sale of syllabus and Question Paper etc	-	-
Sale of prospectus including admission forms	-	-
<b>TOTAL (D)</b>	<b>2,12,86,949</b>	<b>3,36,39,019</b>
<b>OTHER ACADEMIC RECEIPTS</b>		
Registration fee for workshops, programmes	-	-
Registration Fees (Academic Staff College)	-	-
<b>TOTAL (E)</b>	<b>-</b>	<b>-</b>
<b>GRAND TOTAL (A+B+C+D+E)</b>	<b>66,81,94,364</b>	<b>73,29,15,895</b>

DY. REGISTRAR (F&A)

DY. REGISTRAR (F&A)

## INDIAN INSTITUTE OF TECHNOLOGY KANPUR

### SCHEDULE - 9 - ACADEMIC RECEIPTS

PARTICULARS	IWD CDTE PENSION CAMPUS VH PP ACC III (As per UC)	GATE	JAM	JEE	CURRENT YEAR 31.03.2022	PREVIOUS YEAR 31.03.2021
<b>FEES FROM STUDENTS</b>						
<b>ACADEMIC</b>						
Tuition fee	53,48,69,729				53,48,69,729	57,09,83,812
Admission fee	2,65,350				2,65,350	4,28,250
Laboratory fee	48,74,700				48,74,700	49,25,400
Registration fee	48,74,700				48,74,700	49,25,400
<b>EXAMINATIONS</b>						
Admission test fee	61,13,000				61,13,000	1,26,33,900
Annual Examination fee	1,76,900				1,76,900	2,85,500
Mark sheet, certificate fee	4,42,250				4,42,250	7,13,750
Entrance Examination fee		6,31,31,131	54,02,956	8,68,603	6,94,02,690	7,56,36,046
<b>OTHER FEES</b>						
Identity card fee	11,900				11,900	10,500
Miscellaneous fee	43,46,271				43,46,271	69,80,468
Medical fee	8,12,450				8,12,450	8,20,900
Hostel fee	2,07,17,475				2,07,17,475	2,09,32,950
<b>SALE OF PUBLICATIONS</b>						
Sale of Admission forms	31,42,759			1,81,44,190	2,12,86,949	3,36,39,019
<b>TOTAL</b>	<b>58,06,47,484</b>	<b>6,31,31,131</b>	<b>54,02,956</b>	<b>1,90,12,793</b>	<b>66,81,94,364</b>	<b>73,29,15,895</b>

  
DY. REGISTRAR (F&A)

  
DY. REGISTRAR (F&A)

**INDIAN INSTITUTE OF TECHNOLOGY KANPUR**

**SCHEDULE - 10 - GRANTS/SUBSIDIES (IRREVOCABLE GRANTS RECEIVED)**

(Amount-Rs)

PARTICULARS	PLAN			TOTAL PLAN	NON PLAN MoE	CURRENT YEAR 31.03.2022	PREVIOUS YEAR 31.03.2021
	GOVT. OF INDIA	UGC					
		PLAN	SPECIFIC SCHEMES				
<b>BALANCE BROUGHT FORWARD</b>	32,92,82,116	-	-	32,92,82,116	7,79,73,008	40,72,55,124	(28,64,82,390)
Add: Opening Receivable	-	-	-	-	-	-	-
Add: Internal Receipts	57,13,00,000	-	-	57,13,00,000	10,13,39,394	67,26,39,394	92,30,70,014
Add : Receipt during the year	62,49,00,000	-	-	62,49,00,000	5,52,02,60,762	6,14,51,60,762	6,45,77,18,208
<b>TOTAL</b>	<b>1,52,54,82,116</b>	<b>-</b>	<b>-</b>	<b>1,52,54,82,116</b>	<b>5,69,95,73,164</b>	<b>7,22,50,55,280</b>	<b>7,09,43,05,832</b>
Less: Refund to UGC	-	-	-	-	-	-	-
Balance	1,52,54,82,116	-	-	1,52,54,82,116	5,69,95,73,164	7,22,50,55,280	7,09,43,05,832
Less : Utilised for Capital expenditure (A)	1,28,90,51,931	-	-	1,28,90,51,931	-	1,28,90,51,931	1,64,28,58,888
<b>Balance</b>	<b>23,64,30,185</b>	<b>-</b>	<b>-</b>	<b>23,64,30,185</b>	<b>5,69,95,73,164</b>	<b>5,93,60,03,349</b>	<b>5,45,14,46,944</b>
Less : Utilised for Revenue Expenditure (B)	-	-	-	-	5,67,30,81,276	5,67,30,81,276	5,04,41,91,820
Add: Closing Plan Non Recurring W/o	-	-	-	-	-	-	-
<b>Balance C/F (C)</b>	<b>23,64,30,185</b>	<b>-</b>	<b>-</b>	<b>23,64,30,185</b>	<b>2,64,91,888</b>	<b>26,29,22,073</b>	<b>40,72,55,124</b>

  
DY. REGISTRAR (F&A)

  
DY. REGISTRAR (F&A)

**INDIAN INSTITUTE OF TECHNOLOGY KANPUR**

**SCHEDULE - 11 - INCOME FROM INVESTMENTS**

(Amount-Rs)

PARTICULARS	EARMARKED/ENDOWMENT FUNDS		OTHER INVESTMENTS	
	CURRENT YEAR 31.03.2022	PREVIOUS YEAR 31.03.2021	CURRENT YEAR 31.03.2022	PREVIOUS YEAR 31.03.2021
<b>INTEREST</b>				
On Government Securities		-	-	-
Other Bonds/Debentures	6,21,82,419	6,61,22,772		-
Interest on Term Deposits	20,26,91,133	17,98,27,309	34,71,21,099	26,92,34,555
Income accrued but not due on Term Deposits/Interest bearing advances to employees	4,29,16,320	3,62,55,481	-	-
Interest on Savings Bank Accounts	35,90,278	19,80,911	-	-
Others (Specify)	-	-	-	-
<b>TOTAL</b>	<b>31,13,80,150</b>	<b>28,41,86,473</b>	<b>34,71,21,099</b>	<b>26,92,34,555</b>
<b>TRANSFERRED TO EARMARKED/ENDOWMENT FUNDS</b>	31,13,80,150	28,41,86,473		
<b>BALANCE</b>	-	-		

  
DY. REGISTRAR (F&A)

  
DY. REGISTRAR (F&A)

**INDIAN INSTITUTE OF TECHNOLOGY KANPUR**

**SCHEDULE - 11 - INCOME FROM INVESTMENTS**

PARTICULARS	IWD CDTE PENSION CAMPUS VH PP ACC III (As per UC)	DCF	GATE	STU GYM	HALL MANAGEM ENT	JAM	R & D	PENSION HALL MANAGEMENT	JEE	CURRENT YEAR 31.03.2022	PREVIOUS YEAR 31.03.2021
<b>INTEREST</b>											
On Government Securities											-
Other Bonds/Debentures											-
Interest on Term Deposits	6,62,14,402	1,00,99,917	63,25,818	13,99,710	8,16,854	6,86,636	25,96,18,890	1,16,890	18,41,982	34,71,21,099	26,92,34,555
Income accrued but not due on Term Deposits advances to emp.											-
Interest on Savings Bank Accounts											-
<b>TOTAL</b>	<b>6,62,14,402</b>	<b>1,00,99,917</b>	<b>63,25,818</b>	<b>13,99,710</b>	<b>8,16,854</b>	<b>6,86,636</b>	<b>25,96,18,890</b>	<b>1,16,890</b>	<b>18,41,982</b>	<b>34,71,21,099</b>	<b>26,92,34,555</b>

DY. REGISTRAR (F&A)

DY. REGISTRAR (F&A)



**INDIAN INSTITUTE OF TECHNOLOGY KANPUR**

**SCHEDULE - 12 - INTEREST EARNED**

(Amount-Rs)

PARTICULARS	CURRENT YEAR 31.03.2022	PREVIOUS YEAR 31.03.2021
On Savings Accounts with scheduled banks	1,59,14,861	1,95,60,535
<b>ON LOANS</b>		
Employees/Staff	19,39,035	2,23,141
On Debtors and Other Receivables	41,76,913	11,52,599
<b>TOTAL</b>	<b>2,20,30,809</b>	<b>2,09,36,275</b>

  
DY. REGISTRAR (F&A)

  
DY. REGISTRAR (F&A)

**INDIAN INSTITUTE OF TECHNOLOGY KANPUR**

**SCHEDULE - 12 - INTEREST EARNED**

PARTICULARS	IWD CDTE PENSION CAMPUS VH PP ACC III (As per UC)	DCF	GATE	PENSION HALL MANAGE MENT	HALL MANAGE MENT	JAM	R & D	JEE	CURRENT YEAR 31.03.2022	PREVIOUS YEAR 31.03.2021
On Savings Accounts with scheduled banks	1,41,10,606	6,41,925	4,46,787	40,642	1,05,842	1,58,890	3,97,457	12,712	1,59,14,861	1,95,60,535
<b>ON LOANS</b>										
Employees/Staff/Others	19,39,035								19,39,035	2,23,141
On Debtors and Other Receivables	41,76,913								41,76,913	11,52,599
<b>TOTAL</b>	<b>2,02,26,554</b>	<b>6,41,925</b>	<b>4,46,787</b>	<b>40,642</b>	<b>1,05,842</b>	<b>1,58,890</b>	<b>3,97,457</b>	<b>12,712</b>	<b>2,20,30,809</b>	<b>2,09,36,275</b>

  
DY. REGISTRAR (F&A)

  
DY. REGISTRAR (F&A)

**INDIAN INSTITUTE OF TECHNOLOGY KANPUR**

**SCHEDULE - 13 - OTHER INCOME**

(Amount-Rs)

PARTICULARS	CURRENT YEAR 31.03.2022	PREVIOUS YEAR 31.03.2021
<b>INCOME FROM LAND &amp; BUILDINGS</b>		
Hostel Room Rent	1,91,91,487	1,88,99,595
License fee	1,60,13,732	1,15,18,166
Electricity Charges Recovered	4,96,15,010	5,96,85,972
Telephone Charges Recovered	2,06,508	4,15,576
House Rent & Water charges recovered	1,68,34,795	1,61,40,682
<b>TOTAL</b>	<b>10,18,61,532</b>	<b>10,66,59,991</b>
<b>SALE OF INSTITUTE'S PUBLICATIONS</b>		
<b>TOTAL</b>	-	-
<b>OTHERS</b>		
RTI fee	940	548
Misc. receipts (Sale of tender form, waste paper, MOU receipts etc.)		-
<b>PROFIT ON SALE/DISPOSAL OF ASSETS</b>		
a) Owned assets	62,30,804	41,38,241
Consultancy Overheads	11,44,65,702	9,20,68,708
Sale of Petrol & Oil	4,62,58,573	3,04,69,634
Retirement Benefit Receivable from GOI	35,54,86,388	68,06,24,382
Other Miscellaneous Income	6,12,21,658	9,25,81,410
<b>TOTAL</b>	<b>58,36,64,065</b>	<b>89,98,82,923</b>
<b>GRAND TOTAL</b>	<b>68,55,25,597</b>	<b>1,00,65,42,914</b>

  
DY. REGISTRAR (F&A)

  
DY. REGISTRAR (F&A)

**INDIAN INSTITUTE OF TECHNOLOGY KANPUR**

**SCHEDULE - 13 - OTHER INCOME**

PARTICULARS	IWD CDTE PENSION CAMPUS VH PP ACC III (As per UC)	DCF	JEE	STY GYM	PENSION HALL MANAGEMENT	HALL MANAGEMENT	R & D	CURRENT YEAR 31.03.2022	PREVIOUS YEAR 31.03.2021
<b>INCOME FROM LAND &amp; BUILDINGS</b>									
Hostel Room Rent	1,81,69,067	10,22,420						1,91,91,487	1,88,99,595
License fee	1,60,13,732							1,60,13,732	1,15,18,166
Electricity Charges Recovered	4,96,15,010							4,96,15,010	5,96,85,972
Telephone Charges Recovered	2,06,508							2,06,508	4,15,576
House Rent & Water charges recovered	1,68,34,795							1,68,34,795	1,61,40,682
<b>OTHERS</b>									
RTI fee	940							940	548
Misc. receipts (Sale of tender form, waste paper, MOU receipts etc.)									
<b>PROFIT ON SALE/DISPOSAL OF ASSETS</b>									
a) Owned assets	62,30,804							62,30,804	41,38,241
Consultancy Overheads							11,44,65,702	11,44,65,702	9,20,68,708
Sale of Petrol & Oil	4,62,58,573							4,62,58,573	3,04,69,634
Retirement Benefit Receivable from GOI	35,54,86,388							35,54,86,388	68,06,24,382
Other Miscellaneous Income	4,40,19,275	98,29,148	39,000	70,99,673	1,67,570	66,992		6,12,21,658	9,25,81,410
<b>TOTAL</b>	<b>55,28,35,092</b>	<b>1,08,51,568</b>	<b>39,000</b>	<b>70,99,673</b>	<b>1,67,570</b>	<b>66,992</b>	<b>11,44,65,702</b>	<b>68,55,25,597</b>	<b>1,00,65,42,914</b>

  
DY. REGISTRAR (F&A)

  
DY. REGISTRAR (F&A)

**INDIAN INSTITUTE OF TECHNOLOGY KANPUR**

**SCHEDULE - 14 - PRIOR PERIOD INCOME**

(Amount-Rs)

PARTICULARS	CURRENT YEAR 31.03.2022	PREVIOUS YEAR 31.03.2021
Other Income	3,37,122	-
Academic Receipts	-	-
Excess Provision Written Back	-	-
<b>TOTAL</b>	<b>3,37,122</b>	<b>-</b>

  
DY. REGISTRAR (F&A)

  
DY. REGISTRAR (F&A)

## INDIAN INSTITUTE OF TECHNOLOGY KANPUR

### SCHEDULE - 14 - PRIOR PERIOD INCOME

PARTICULARS	IWD CDTE PENSION CAMPUS VH PP ACC III (As per UC)	Gate	CURRENT YEAR 31.03.2022	PREVIOUS YEAR 31.03.2021
Other Income	2,84,455	52,667	3,37,122	
Academic Receipts			-	
Excess Provision Written Back			-	
<b>TOTAL</b>	<b>2,84,455</b>	<b>52,667</b>	<b>3,37,122</b>	-

  
DY. REGISTRAR (F&A)

  
DY. REGISTRAR (F&A)

## INDIAN INSTITUTE OF TECHNOLOGY KANPUR

### SCHEDULE - 15 - STAFF PAYMENTS & BENEFITS (ESTABLISHMENT EXPENSES)

(Amount-Rs)

PARTICULARS	CURRENT YEAR - 31.03.2022			PREVIOUS YEAR - 31.03.2021		
	PLAN	NON PLAN	TOTAL	PLAN	NON PLAN	TOTAL
Salaries and Wages	-	2,30,34,02,691	2,30,34,02,691	-	2,06,80,47,957	2,06,80,47,957
Allowances and Bonus	-	1,11,85,853	1,11,85,853	-	1,08,17,649	1,08,17,649
Retirement and Terminal Benefits	-	1,51,46,17,248	1,51,46,17,248	-	1,70,81,31,325	1,70,81,31,325
LTC facility	-	58,53,399	58,53,399	-	2,32,50,997	2,32,50,997
Medical Facility	-	7,34,35,975	7,34,35,975	-	5,24,64,863	5,24,64,863
Children Education Allowance	-	89,10,000	89,10,000	-	14,31,000	14,31,000
Honorarium & Fellowships	-	5,71,16,226	5,71,16,226	-	6,19,33,478	6,19,33,478
TA for National & International Conferences	-	12,13,865	12,13,865	-	13,04,744	13,04,744
<b>TOTAL</b>	-	<b>3,97,57,35,257</b>	<b>3,97,57,35,257</b>	-	<b>3,92,73,82,013</b>	<b>3,92,73,82,013</b>

DY. REGISTRAR (F&A)

DY. REGISTRAR (F&A)

**INDIAN INSTITUTE OF TECHNOLOGY KANPUR**

**SCHEDULE - 15 - STAFF PAYMENTS & BENEFITS (ESTABLISHMENT EXPENSES)**

PARTICULARS	IWD CDTE PENSION CAMPUS VH PP ACC III (As per UC)	GATE	JEE	HALL MANAGEM ENT	R & D	JAM	CURRENT YEAR 31.03.2022	PREVIOUS YEAR 31.03.2021
Salaries and Wages	2,25,32,99,636	13,82,867	7,46,800	50,233	4,79,23,155		2,30,34,02,691	2,06,80,47,957
Allowances and Bonus	1,11,85,853						1,11,85,853	1,08,17,649
Retirement and Terminal Benefits	1,51,46,17,248						1,51,46,17,248	1,70,81,31,325
LTC facility	58,53,399						58,53,399	2,32,50,997
Medical Facility	7,34,13,848			22,127			7,34,35,975	5,24,64,863
Children Education Allowance	89,10,000						89,10,000	14,31,000
Honorary & Fellowships	96,44,770	2,90,08,783	1,53,75,200			30,87,473	5,71,16,226	6,19,33,478
TA for National & International Conferences	12,13,865						12,13,865	13,04,744
<b>TOTAL</b>	<b>3,87,81,38,619</b>	<b>3,03,91,650</b>	<b>1,61,22,000</b>	<b>72,360</b>	<b>4,79,23,155</b>	<b>30,87,473</b>	<b>3,97,57,35,257</b>	<b>3,92,73,82,013</b>

  
DY. REGISTRAR (F&A)

  
DY. REGISTRAR (F&A)



**INDIAN INSTITUTE OF TECHNOLOGY KANPUR**

**SCHEDULE - 15 A - EMPLOYEES RETIREMENT AND TERMINAL BENEFITS**

(Amount-Rs)

PARTICULARS	PENSION	GRATUITY	LEAVE ENCASHMENT	TOTAL
Opening Balance as on 01.04.2021	11,90,70,76,521	52,71,29,292	85,21,48,147	13,28,63,53,960
Addition : Capitalized value of Contributions Received from other Organizations	69,42,871			69,42,871
<b>TOTAL (A)</b>	<b>11,91,40,19,392</b>	<b>52,71,29,292</b>	<b>85,21,48,147</b>	<b>13,29,32,96,831</b>
Less : Actual Expenditure during the year (b)	90,59,89,839	5,67,28,000	5,89,52,416	1,02,16,70,255
<b>BALANCE AVAILABLE ON 31.03.2021 (A-B)</b>	<b>11,00,80,29,553</b>	<b>47,04,01,292</b>	<b>79,31,95,731</b>	<b>12,27,16,26,576</b>
Provision required on 31.03.22 as per Actuarial Valuation (d)	12,16,74,11,371	53,88,16,263	93,56,12,714	13,64,18,40,348
<b>A. Provision to be made in the Current Year (d-c)</b>	<b>1,15,93,81,818</b>	<b>6,84,14,971</b>	<b>14,24,16,983</b>	<b>1,37,02,13,772</b>
B. Contribution to New Pension Scheme	14,44,03,476	-	-	14,44,03,476
C. Medical Reimbursement to Retired Employees	-	-	-	-
D. Travel to Hometown on Retirement	-	-	-	-
E. Deposit Linked Insurance Payment	-	-	-	-
<b>TOTAL (A+B+C+D+E)</b>	<b>1,30,37,85,294</b>	<b>6,84,14,971</b>	<b>14,24,16,983</b>	<b>1,51,46,17,248</b>

DY. REGISTRAR (F&A)

DY. REGISTRAR (F&A)

## INDIAN INSTITUTE OF TECHNOLOGY KANPUR

### SCHEDULE - 16 - ACADEMIC EXPENSES

(Amount-Rs)

PARTICULARS	CURRENT YEAR - 31.03.2022			PREVIOUS YEAR - 31.03.2021		
	PLAN	NON PLAN	TOTAL	PLAN	NON PLAN	TOTAL
Laboratory expenses	-	18,91,85,920	18,91,85,920	-	11,64,14,995	11,64,14,995
Field work/Participation in Conferences	-	1,12,20,127	1,12,20,127	-	1,07,27,120	1,07,27,120
Expenses on Seminars/Workshops	-	4,47,221	4,47,221	-	2,17,798	2,17,798
Payment to visiting faculty (Thesis)	-	1,34,61,248	1,34,61,248	-	1,17,52,994	1,17,52,994
Examination	-	83,62,528	83,62,528	-	2,09,23,302	2,09,23,302
Student Welfare expenses	-	69,29,260	69,29,260	-	68,07,496	68,07,496
Convocation expenses	-	79,68,327	79,68,327	-	16,81,580	16,81,580
Expenses against P M Research	-	9,12,29,914	9,12,29,914	-	3,97,32,120	3,97,32,120
Stipend/means-cum-merit scholarship	-	77,53,39,981	77,53,39,981	-	71,76,85,939	71,76,85,939
Covid 19 Expenses	-	7,59,165	7,59,165	-	25,12,063	25,12,063
<b>TOTAL</b>	-	<b>1,10,49,03,691</b>	<b>1,10,49,03,691</b>	-	<b>92,84,55,407</b>	<b>92,84,55,407</b>

DY. REGISTRAR (F&A)

DY. REGISTRAR (F&A)

**INDIAN INSTITUTE OF TECHNOLOGY KANPUR**

**SCHEDULE - 16 - ACADEMIC EXPENSES**

PARTICULARS	IWD CDTE PENSION CAMPUS VH PP ACC III (As per UC)	GATE	HALL MANAGEMENT	JEE	DCF	STU GYM	JAM	CURRENT YEAR 31.03.2022	PREVIOUS YEAR 31.03.2021
Laboratory expenses	18,91,85,920							18,91,85,920	11,64,14,995
Field work/Participation in Conferences	1,11,87,627		32,500					1,12,20,127	1,07,27,120
Expenses on Seminars/Workshops	4,47,221							4,47,221	2,17,798
Payment to visiting faculty (Thesis)	1,34,61,248							1,34,61,248	1,17,52,994
Examination		33,34,003		37,77,236			12,51,289	83,62,528	2,09,23,302
Student Welfare expenses	22,24,500				14,34,534	32,70,226		69,29,260	68,07,496
Convocation expenses	79,68,327							79,68,327	16,81,580
Expenses against P M Research	9,12,29,914							9,12,29,914	3,97,32,120
Stipend/means-cum-merit scholarship	77,53,39,981							77,53,39,981	71,76,85,939
Covid 19 Expenses		73,935			6,14,475		70,755	7,59,165	25,12,063
<b>TOTAL</b>	<b>1,09,10,44,738</b>	<b>34,07,938</b>	<b>32,500</b>	<b>37,77,236</b>	<b>20,49,009</b>	<b>32,70,226</b>	<b>13,22,044</b>	<b>1,10,49,03,691</b>	<b>92,84,55,407</b>

  
DY. REGISTRAR (F&A)

  
DY. REGISTRAR (F&A)

## INDIAN INSTITUTE OF TECHNOLOGY KANPUR

### SCHEDULE - 17 - ADMINISTRATIVE AND GENERAL EXPENSES

(Amount-Rs)

PARTICULARS	CURRENT YEAR - 31.03.2022			PREVIOUS YEAR - 31.03.2021		
	PLAN	NON PLAN	TOTAL	PLAN	NON PLAN	TOTAL
<b>INFRASTRUCTURE</b>						
Electricity and power	-	41,97,96,219	41,97,96,219	-	37,64,30,984	37,64,30,984
Insurance	-	2,10,765	2,10,765	-	5,62,887	5,62,887
Rent, Rates and Taxes (including property tax)	-	1,89,99,062	1,89,99,062	-	1,89,99,062	1,89,99,062
<b>COMMUNICATION</b>						
Postage and Stationery	-	-	-	-	10,885	10,885
Telephone, Fax and Internet Charges	-	5,47,820	5,47,820	-	6,44,537	6,44,537
<b>OTHERS</b>						
Printing and Stationery (consumption)	-	14,17,704	14,17,704	-	6,39,546	6,39,546
Auditors Remuneration	-	7,38,820	7,38,820	-	24,70,770	24,70,770
Legal & Professional Charges	-	8,45,066	8,45,066	-	2,19,966	2,19,966
Advertisement and Publicity	-	52,72,034	52,72,034	-	15,54,533	15,54,533
Miscellaneous Expenses	-	28,00,095	28,00,095	-	8,36,416	8,36,416
<b>TOTAL</b>	-	<b>45,06,27,585</b>	<b>45,06,27,585</b>	-	<b>40,23,69,586</b>	<b>40,23,69,586</b>

  
DY. REGISTRAR (F&A)

  
DY. REGISTRAR (F&A)

**INDIAN INSTITUTE OF TECHNOLOGY KANPUR**

**SCHEDULE - 17 - ADMINISTRATIVE AND GENERAL EXPENSES**

PARTICULARS	IWD CDTE PENSION CAMPUS VH PP ACC III (As per UC)	GATE	JEE	DCF	JAM	HALL MANAGEMENT	CURRENT YEAR 31.03.2022	PREVIOUS YEAR 31.03.2021
<b>INFRASTRUCTURE</b>								
Electricity and power	41,97,96,219						41,97,96,219	37,64,30,984
Insurance	2,10,765						2,10,765	5,62,887
Rent, Rates and Taxes (including property tax)	1,89,99,062						1,89,99,062	1,89,99,062
<b>COMMUNICATION</b>								
Postage and Stationery	-						-	10,885
Telephone, Fax and Internet Charges	5,33,918	13,460			442		5,47,820	6,44,537
<b>OTHERS</b>								
Printing and Stationery (consumption)	11,15,085	58,143	1,31,742		1,12,734		14,17,704	6,39,546
Auditors Remuneration	6,65,820			73,000			7,38,820	24,70,770
Legal & Professional Charges	7,81,466			38,000		25,600	8,45,066	2,19,966
Advertisement and Publicity	52,72,034						52,72,034	15,54,533
Miscellaneous Expenses		9,15,095			18,85,000		28,00,095	8,36,416
<b>TOTAL</b>	<b>44,73,74,369</b>	<b>9,86,698</b>	<b>1,31,742</b>	<b>1,11,000</b>	<b>19,98,176</b>	<b>25,600</b>	<b>45,06,27,585</b>	<b>40,23,69,586</b>

  
DY. REGISTRAR (F&A)

  
DY. REGISTRAR (F&A)

**INDIAN INSTITUTE OF TECHNOLOGY KANPUR**

**SCHEDULE - 18 - TRANSPORTATION EXPENSES**

(Amount-Rs)

PARTICULATRS	CURRENT YEAR - 31.03.2022			PREVIOUS YEAR - 31.03.2021		
	PLAN	NON PLAN	TOTAL	PLAN	NON PLAN	TOTAL
VEHICLES (OWNED BY INSTITUTION)						
Running / Maintenance Expenses	-	-	-	-	-	-
VEHICLES TAKEN ON RENT/LEASE						
VEHICLE (TAXI) HIRING EXPENSES	-	-	-	-	-	-
TOTAL	-	-	-	-	-	-

  
DY. REGISTRAR (F&A)

  
DY. REGISTRAR (F&A)

**INDIAN INSTITUTE OF TECHNOLOGY KANPUR**

**SCHEDULE - 19 - REPAIRS & MAINTENANCE**

(Amount-Rs)

PARTICULATRS	CURRENT YEAR - 31.03.2022			PREVIOUS YEAR - 31.03.2021		
	PLAN	NON PLAN	TOTAL	PLAN	NON PLAN	TOTAL
Building	-	10,15,53,756	10,15,53,756	-	10,69,35,959	10,69,35,959
Plant & Machinery	-	6,08,41,724	6,08,41,724	-	6,05,75,814	6,05,75,814
Computers	-	7,948	7,948	-	8,55,198	8,55,198
Laboratory & Scientific equipment	-	7,74,47,816	7,74,47,816	-	6,29,80,569	6,29,80,569
Others Maintenance	-	7,00,700	7,00,700	-	2,27,827	2,27,827
Estate Maintenance	-	6,35,45,142	6,35,45,142	-	6,07,76,657	6,07,76,657
House Keeping	-	17,55,33,332	17,55,33,332	-	15,83,63,667	15,83,63,667
<b>TOTAL</b>	-	<b>47,96,30,418</b>	<b>47,96,30,418</b>	-	<b>45,07,15,691</b>	<b>45,07,15,691</b>

  
 DY. REGISTRAR (F&A)

  
 DY. REGISTRAR (F&A)

**INDIAN INSTITUTE OF TECHNOLOGY KANPUR**

**SCHEDULE - 19 - REPAIRS & MAINTENANCE**

PARTICULARS	IWD CDTE PENSION CAMPUS VH PP ACC III (As per UC)	JEE	DCF	GATE	CURRENT YEAR 31.03.2022	PREVIOUS YEAR 31.03.2021
Building	10,15,53,756				10,15,53,756	10,69,35,959
Plant & Machinery	6,08,41,724				6,08,41,724	6,05,75,814
Computers	-	7,948			7,948	8,55,198
Laboratory & Scientific equipment	7,74,47,816				7,74,47,816	6,29,80,569
Others Maintenance	-		6,33,076	67,624	7,00,700	2,27,827
Estate Maintenance	6,35,45,142				6,35,45,142	6,07,76,657
House Keeping	17,55,33,332				17,55,33,332	15,83,63,667
<b>TOTAL</b>	<b>47,89,21,770</b>	<b>7,948</b>	<b>6,33,076</b>		<b>47,96,30,418</b>	<b>45,07,15,691</b>

  
DY. REGISTRAR (F&A)

  
DY. REGISTRAR (F&A)



INDIAN INSTITUTE OF TECHNOLOGY KANPUR

SCHEDULE - 20 - FINANCE COSTS

(Amount-Rs)

PARTICULATRS	CURRENT YEAR - 31.03.2022			PREVIOUS YEAR - 31.03.2021		
	PLAN	NON PLAN	TOTAL	PLAN	NON PLAN	TOTAL
Bank Charges	-	2,06,308	2,06,308	-	2,62,654	2,62,654
Stamp Duty Charges	-	-	-	-	-	-
Interest to HEFA Loan	-	11,01,09,029	11,01,09,029	-	9,00,30,608	9,00,30,608
<b>TOTAL</b>	-	<b>11,03,15,337</b>	<b>11,03,15,337</b>	-	<b>9,02,93,262</b>	<b>9,02,93,262</b>

  
DY. REGISTRAR (F&A)

  
DY. REGISTRAR (F&A)

**INDIAN INSTITUTE OF TECHNOLOGY KANPUR**

**SCHEDULE - 20 - FINANCE COSTS**

PARTICULARS	IWD CDTE PENSION CAMPUS VH PP ACC III (As per UC)	GATE	DCF	STU GYM	HALL MANAGE MENT	JAM	CURRENT YEAR 31.03.2022	PREVIOUS YEAR 31.03.2021
Bank Charges	2,03,719	832	266	682	543	266	2,06,308	2,62,654
Stamp Duty Charges	-						-	-
Interest to HEFA Loan	11,01,09,029						11,01,09,029	9,00,30,608
<b>TOTAL</b>	<b>11,03,12,748</b>	<b>832</b>	<b>266</b>	<b>682</b>	<b>543</b>	<b>266</b>	<b>11,03,15,337</b>	<b>9,02,93,262</b>

  
DY. REGISTRAR (F&A)

  
DY. REGISTRAR (F&A)

**INDIAN INSTITUTE OF TECHNOLOGY KANPUR**

**SCHEDULE - 21 - OTHER EXPENSES**

(Amount-Rs)

PARTICULARS	CURRENT YEAR - 31.03.2022			PREVIOUS YEAR - 31.03.2021		
	PLAN	NON PLAN	TOTAL	PLAN	NON PLAN	TOTAL
Cost of Petrol & Oil Sold	-	4,54,23,829	4,54,23,829	-	2,96,12,315	2,96,12,315
Penalty, Demand / Interest on Late Payment of Tax	-	4,17,426	4,17,426	-	20,11,382	20,11,382
Other Expenses	-	5,53,948	5,53,948	-	5,33,493	5,33,493
Lease Rent to IET NOIDA Amortized	-	2,85,760	2,85,760	-	2,85,760	2,85,760
<b>TOTAL</b>	-	<b>4,66,80,963</b>	<b>4,66,80,963</b>	-	<b>3,24,42,950</b>	<b>3,24,42,950</b>

DY. REGISTRAR (F&A)

DY. REGISTRAR (F&A)

## INDIAN INSTITUTE OF TECHNOLOGY KANPUR

### SCHEDULE - 21 - OTHER EXPENSES

PARTICULARS	IWD CDTE PENSION CAMPUS VH PP ACC III (As per UC)	HALL MANAGEMENT	CURRENT YEAR 31.03.2022	PREVIOUS YEAR 31.03.2021
Cost of Petrol & Oil Sold	4,54,23,829		4,54,23,829	2,96,12,315
Penalty, Demand / Interest on Late Payment of Tax	4,17,426		4,17,426	20,11,382
Other Expenses	5,00,000	53,948	5,53,948	5,33,493
Lease Rent to IET NOIDA Amortized	2,85,760		2,85,760	2,85,760
<b>TOTAL</b>	<b>4,66,27,015</b>	<b>53,948</b>	<b>4,66,80,963</b>	<b>3,24,42,950</b>

  
DY. REGISTRAR (F&A)

  
DY. REGISTRAR (F&A)

**INDIAN INSTITUTE OF TECHNOLOGY KANPUR**

**SCHEDULE - 22 - PRIOR PERIOD EXPENSES**

(Amount-Rs)

PARTICULATRS	CURRENT YEAR - 31.03.2022			PREVIOUS YEAR - 31.03.2021		
	PLAN	NON PLAN	TOTAL	PLAN	NON PLAN	TOTAL
Establishment expenses	-	77,973	77,973	-	-	-
Administrative expenses	-	-	-	-	-	-
<b>TOTAL</b>	-	<b>77,973</b>	<b>77,973</b>	-	-	-


  
DY. REGISTRAR (F&A)

  
DY. REGISTRAR (F&A)

## INDIAN INSTITUTE OF TECHNOLOGY KANPUR

### SCHEDULE - 22 - PRIOR PERIOD EXPENSES

PARTICULARS	IWD CDTE PENSION CAMPUS VH PP ACC III (As per UC)	HALL MANAGEMENT	CURRENT YEAR 31.03.2022	PREVIOUS YEAR 31.03.2021
Establishment expenses	77,973		77,973	-
Administrative expenses			-	-
<b>TOTAL</b>	<b>77,973</b>	-	<b>77,973</b>	-

  
DY. REGISTRAR (F&A)

  
DY. REGISTRAR (F&A)

## INDIAN INSTITUTE OF TECHNOLOGY KANPUR

### SCHEDULE: 23

#### SIGNIFICANT ACCOUNTING POLICIES

##### 1. BASIS FOR PREPARATION OF ACCOUNTS

The accounts are prepared under the Historical Cost Convention and ongoing concern concept, unless otherwise stated. The Institute follows accrual method of accounting.

##### 2. REVENUE RECOGNITION

The Institute is significantly funded by the Ministry of Education (MoE), Government of India. The government releases the Grant-in-Aid under two major heads i.e. Capital and Revenue. Grant-in-aid from Government of India is accounted for in the same financial year for which it is sanctioned by the MoE, Government of India.

Fees from Students, Sale of Admission Forms, Common Share of Entrance Examination (in case the event is carried out by other IIT), Consultancy Charges and Interest on Savings Bank accounts are accounted on cash basis.

Income from Land, Building and Other Property is accounted for on cash basis and Interest on Investments are accounted on accrual basis except for interest on MODs, which is accounted for on cash basis.

Interest on interest bearing advances to employees for Purchase of Computers is accounted on accrual basis every year, Interest on House building advance is recognized as income in the year in which it is sanctioned, even though, the actual recovery of interest starts after the full repayment of principal.

##### 3. FIXED ASSETS AND DEPRECIATION

Fixed assets are stated at cost of acquisition including inward freight, duties and taxes, and incidental and other direct expenses related to their acquisition, installation and commissioning. However, Fixed Assets capitalized in the Project Accounts are stated at cost of acquisition including inward freight, duties and taxes (except GST on account of input tax credit charged), and incidental and other direct expenses related to their acquisition, installation and commissioning

### **INDIAN INSTITUTE OF TECHNOLOGY KANPUR**

Gifted / Donated assets are valued at the declared value where available; if not available, the value is estimated based on the present market value adjusted with reference to the physical condition of the asset. They are set-up by credit to Capital Fund and merged with the Fixed Assets of the Institution. Depreciation is charged at the rates applicable to the respective asset.

Books received as gifts are valued at selling price printed on the books. Where this are not printed, the value is based on assessment.

Fixed assets are valued at cost less accumulated depreciation. Depreciation on fixed assets is provided on Straight Line method (SLM), at rates as prescribed by MoE and approved by the Board of Governors in the meeting held on 27.05.2017; The rates of depreciation are as follows:

<b>TANGIBLE ASSET</b>	<b>RATE OF ANNUAL DEPRECIATION</b>
Land	0%
Site Development	0%
Buildings	2.0%
Roads & Bridges	2.0%
Tube wells & Water Supply	2.0%
Sewerage & Drainage	2.0%
Electrical Installation and Equipment	5.0%
Plant & Machinery	5.0%
Scientific & Laboratory Equipment	8.0%
Office Equipment	7.5%
Audio Visual Equipment	7.5%
Computers & Peripherals	20%
Furniture, Fixtures & Fittings	7.5%
Vehicles	10%
Library Books & Scientific Journals	10%
<b>INTANGIBLE ASSET</b>	<b>RATE OF ANNUAL DEPRECIATION</b>
E-Journals	40%
Computer Software	40%
Patents and Copyrights	9 years



## **INDIAN INSTITUTE OF TECHNOLOGY KANPUR**

All Fixed Assets excluding fixed assets the individual value of each of which is Rs. 2000 or less are depreciated up to 95% of their book value and thereafter continue to be shown at 5% of their book value.

Assets created out of Earmarked Funds and Funds of Sponsored Projects are setup by credit to Capital Fund and disclosed separately as fixed assets of the Institute even though these normally remain the property of the Project Sponsoring Agencies. Depreciation is charged at the rates applicable to the respective assets as above.

Assets which are un-serviceable, condemned or out of use are written-off as per the provisions given in the General Financial Rules (GFR) such write-off is given effect in the Balance Sheet only after the issue of final order by the competent authority of the Institute. However, provision is made in the year the recommendation is made by the committee.

Additions to leased lines during a year are fully expensed in the immediate subsequent year.

Addition to Fixed Assets up to Rs. 2000.00 have been written off by debit to Consumables.

Patents as prescribed in new MoE guidelines are to be amortized over 9 years. Previously they were depreciated @9.5%. Due to change in method Patents are categorized as Patent (New) to be amortized over 9 years and Patent (Old) which will be depreciated @9.5%. The expenditure incurred from time-to-time (applicable fees, legal expenses etc.) for obtaining Patents is temporarily capitalized and shown as part of Intangible Assets in the Balance Sheet. The expenditure on Patents granted is written off @9.5% on SLM.

If applications for patents are rejected, the cumulative expenditure incurred on the particular patent is written off to the Income & Expenditure Account in the year the application is rejected

Electronic Journals (E-Journals) are separated from Library Books in view of the limited benefit that could be derived from the online access provided. E-journals are not in tangible form, but temporarily capitalized and in view of the magnitude of expenditure and the benefit derived in terms of perpetual knowledge acquired by the academic and research staff; depreciation is provided in respect of E-journals at a higher annual rate of 40% on SLM.

#### **4. CAPITAL WORK-IN-PROGRESS**

Constructions that are executed by CPWD as Deposit works are accounted for as Capital Work-in-Progress on the basis of statements received from the Institute Works Department (IWD)/other departments. These are valued at actual cost incurred till date on the basis of report received from IWD. Running bills of contractors are also accounted for as Capital Work-in-Progress

## INDIAN INSTITUTE OF TECHNOLOGY KANPUR

till completion. No depreciation is charged on capital work in progress. Secured advances and mobilization advances are disclosed separately under the head Loans & Advances.

Opening balance of capital work in progress is shown as deduction from gross block and amount of expenditure incurred during the year along with opening balance is shown as addition to gross block.

### 5. INVENTORIES

Expenditure on purchase of chemicals, glassware, publications, stationery, civil and electrical stores and other stores, is accounted as revenue expenditure, except that the value of closing stocks held at year-end is set up as inventories by reducing the corresponding Revenue Expenditure on the basis of information obtained from the departments. These are valued at cost provided by concerned departments.

### 6. RETIREMENT BENEFITS

Liability of retirement benefits i.e. Pension, Gratuity and Leave Encashment are provided for on the basis of actuarial valuation. Capitalized value of Pension and Gratuity received from previous employers of the Institute's employees, who have been absorbed in the Institution, is credited to the respective Provision Accounts. Pension Contribution received in respect of employees on deputation is also credited to the Provision for Pension Account. The actual payments of Pension, Gratuity and Leave Encashment are debited in the accounts to the respective provisions.

Matching amount is shown under non-current assets as Grant receivable from Ministry of Education (Against retirement benefits).

Contribution to New Pension Scheme is accounted for on accrual basis by charging them in same months' salary. Fixed Medical Allowance to Retired Other retirement benefits viz. Deposit Linked Insurance, Employees and Travel to Hometown on retirement are accounted for on cash basis

### 7. INVESTMENTS

Long term investments are carried at their cost or face value whichever is lower. However, any permanent diminution in their value as on date of the Balance Sheet is provided for.

Short Term investments are carried at their cost or market value (if quoted), whichever is lower.

## INDIAN INSTITUTE OF TECHNOLOGY KANPUR

### 8. EARMARKED / ENDOWMENT FUNDS

With the approval of Board of Governors, the Institute has created the following long-term funds as earmarked for specific purpose:

- a. Designated Donations;
- b. General Corpus;
- c. Funds for Promotional Activities;
- d. Medical Emergency Funds;
- e. Other Funds.

These funds are utilized as per the recommendations of Management Committee of Endowment Fund from time to time duly approved by BOG. The balance is invested separately in fixed deposits with banks and other financial institutions. Income from interest on such investments is recognized on accrual basis and is ploughed back and credited to Earmarked Funds.

### 9. CORPUS FUND

Corpus/Capital Fund is created to the extent of fixed assets capitalized during the year out of Plan/Earmarked Grants. Accumulated depreciation is deducted from this fund. Adjustments on account of observations relating to previous year are routed through Corpus/Capital Fund Account.

An amount of **Rs.1646.40** Lakh has been apportioned and set apart and shown separately under Corpus Fund as Retained Earnings for repayment of HEFA Loans of the Institute.

### 10. INTEREST BEARING ADVANCES TO EMPLOYEES

Advances for purchase of Computer and House Building are provided to employees as per the policy of the Institute. Interest accrued on such advances till the repayment period is fully accounted for as income in the year the loan is given.

### 11. GOVERNMENT GRANTS

Government Grants are accounted on realization basis. However, where a sanction for release of grants pertaining to the financial year is received before the end of financial year and the grant is actually received in the next financial year and

## **INDIAN INSTITUTE OF TECHNOLOGY KANPUR**

Revenue Expenditure incurred on Salaries, Pension and Scholarships within the guidelines set by Government of India, the grant is accounted on accrual basis and an equal amount is shown as recoverable from the Government.

Government Grants utilized towards Capital Expenditure are transferred to the Capital Fund.

Government Grants to the extent utilized for meeting Revenue Expenditure are treated as income of the year in which they are utilized.

Unutilized grants are carried forward and exhibited as a liability in the Balance Sheet.

### **12. SPONSORED PROJECTS**

Grants received from Sponsors is accounted for in the year it is received and is disclosed as "Current Liability". Expenditure incurred out of grant received are debited to the respective project account and unspent balance, if any, is also disclosed under "Current Liabilities."

Some Fellowships and Scholarships are also sponsored by various organizations. These are accounted in the same way as Sponsored Projects except that the expenditure is generally only on disbursement of Fellowships and Scholarships, which may include allowances for contingent expenditure by the Fellows and Scholars.

The Institution itself also awards Fellowships and Scholarships, which are recognized as Academic expenses.

### **13. FOREIGN CURRENCY TRANSACTIONS**

Foreign Currency Transactions are accounted for at the rate of exchange prevailing on the dates of such transactions. However, donated imported assets are recognized at exchange rate prevailing at the end of the financial year. Any foreign exchange fluctuation of revenue nature is routed through Income and Expenditure giving effect on respective heads. Similarly for fluctuation in capital nature is accounted for in respective asset or liability as the case may be.

### **14. INCOME TAX**

The income of the Institute is exempt from Income Tax under Section 10(23C) (iii ab) of the Income Tax Act,1961. No provision for tax is therefore made in the accounts.

**INDIAN INSTITUTE OF TECHNOLOGY KANPUR**

**15. PURCHASE PROCEDURE THROUGH INSTITUTE'S STORES & PURCHASE UNIT:**

Payments made/cheques issued for purchase of consumable and non-consumable stocks against confirmed Purchase Orders released by Institute's Stores and Purchase Unit are treated as final expenditure; however, advances outstanding as at the close of the financial year are disclosed separately in the Balance Sheet. When the purchases have not materialized due to any reason, the cheques issued against such Purchase Orders are treated as cancelled and reversed in the Accounts.

**16. ACCOUNTING OF HEFA LOAN**

As per MoU between HEFA and IIT Kanpur, institute is required to pay EMI equivalent to 1/20<sup>th</sup> of loan amount semi-annually. The EMIs are deposited in designated ESCROW account which are opened in Canara Bank for both principal and interest as per agreement.

Till such time, Canara Bank (Issuer Bank) withdraws the funds from ESCROW account, the amounts are shown under bank balances and when the amount is withdrawn by Canara bank, then the effect is given in outstanding loan amount in financial statements.

  
Deputy Registrar (F&A)

  
Deputy Registrar (F&A)

  
Deputy Director

  
Director

## INDIAN INSTITUTE OF TECHNOLOGY KANPUR

### SCHEDULE: 24

#### NOTES ON THE ACCOUNTS

(FORMING PART OF THE FINANCIAL STATEMENT FOR THE YEAR ENDED 31 MARCH 2022)

#### 1. PREPARATION OF FINANCIAL STATEMENTS

Financial Statements of the Institute have been prepared after incorporating financial statements of all subsidiaries: Endowment Fund, Projects Account, IWD, R&D, JEE, GATE, JAM, Dean's Capital Fund, Students' Gymkhana, Visitors' Hostel, Petrol Pump, Hall Management, Pension Hall Management, CCE and Institute Project Account.

The accounts of the Provident Fund, Fund Hall Management, Hall Affairs, Student Benefit, Student Benefit Fund and New Pension Scheme have been shown separately as these do not form part of consolidated accounts of the Institute.

2. The Financial Statements of the Institute are represented in shape of Balance Sheet, Income & Expenditure Account, Receipt & Payment Account and Cash Flow Statement. These have been drawn from Trial Balance prepared on accrual system of accounting incorporating all known Assets and Liabilities as on the date of the close of the Financial Year. The Cash Flow Statements have been prepared from trial balance, incorporating gross receipts and gross payments during the year.

3. There is no decline in the present value of future services to be rendered by the fixed assets.

4. There is no fall in the serviceability of the fixed assets shown in the books.

#### 5. INCOME / RECEIPTS

The Grant-in-Aid received from the MoE, Govt. of India during the Financial Year 2021-2022 under Revenue is Rs. **55,202.61** lakh (Previous Year Rs. **55,402.18** lakh).

The Grant-in-Aid received from the MoE, Govt. of India during the Financial Year 2021-22 under Capital is Rs. **6,249.00** lakh (Previous Year Rs. **9,175.00** lakh).

Excess of expenditure (if any) on Pension and Scholarships over grants received is shown as receivable under the head Grant Receivable.

## INDIAN INSTITUTE OF TECHNOLOGY KANPUR

The Internal income during the year is divided into three parts: (i) Student Fee (ii) Interest earned on Bank Balances and (iii) Other Income which includes auction money, other administrative receipts etc.

The total receipts of the Institute under Revenue during the Financial Year 2021-22 are Rs. **56,216**lakh(Revenue Grant from MOE in the Current Year: **55,202.61**lakh, Internal Income in the Current Year:Rs. **1,013.39** lakh).

The total receipts of the Institute under Capital during the Financial Year 2021-22are Rs. **11,962.00**lakh (Capital Grant from MOE in the Current Year: Rs.**6,249.00**lakh, Internal Income in the Current Year: Rs. **5,713.00**lakh).

### **6. PAYMENTS/EXPENDITURE**

Total Revenue expenditure of the financial year 2021-22 is Rs. **56,730.81** lakh.

Total Capital expenditure of the financial year 2021-22 is Rs.**12,890.52** lakh.

7. There is no loss on account of flood, fire or other casualty.
8. Previous years' figures have been regrouped / re-arranged wherever required to make them comparable with the current financial year's figures.
9. Provision in respect of retirement benefits (gratuity, leave encashment and pension) has been made on the basis of actuarial valuation. Since these retirement benefits are reimbursed by The Government of India, (GOI) on the basis of actual payment, equivalent amount has been shown as amount receivable from GOI
10. During the year, provision has been made for writing off Fixed Assets amounting to Rs. 80,60,209.00 (Original purchase value of Rs.4,82,59,845.00) on the recommendation of the committee.

### **11. AUDIT PARA(S) ON PREVIOUS YEAR FINANCIAL ACCOUNTS:**

These have been taken care of while preparing current year financial statements, where required.

12. In the opinion of the management, the current assets, loans, advances and deposits have a value on realization in the ordinary course, equal at least to the aggregate amount shown in the Balance Sheet.

INDIAN INSTITUTE OF TECHNOLOGY KANPUR

13. Figures in the final accounts have been rounded off to the nearest rupee.
14. Schedule 1 to 24 are annexed to and form an integral part of the Balance Sheet at 31<sup>st</sup> March 2022 and the Income & Expenditure account and Funds Flow Statement for the year ended on that date.

  
Deputy Registrar (F&A)

  
Deputy Registrar (F&A)

  
Deputy Director

  
Director



**INDIAN INSTITUTE OF TECHNOLOGY KANPUR**  
**PROVIDENT FUND**

**BALANCE SHEET AS AT 31st MARCH 2022**

(Amount-Rs)

CORPUS/ CAPITAL FUND AND LIABILITIES	CURRENT YEAR 31.03.2022		PREVIOUS YEAR 31.03.2021
<b>Reserves towards CPF/GPF</b>			
Opening Balance as on 01.04.2021	28,24,34,343		
Less: Adjustments	4,09,669		
Add : Surplus	2,60,08,906	30,80,33,580	28,24,34,343
<b>Liability towards CPF/GPF (As per Individual Ledgers)</b>		1,70,22,51,476	1,67,19,41,398
Refundable Receipt		15,000	15,000
<b>TOTAL</b>		<b>2,01,03,00,056</b>	<b>1,95,43,90,741</b>
<b>ASSETS</b>			
<b>Investments (TDR &amp; Bonds)</b>			
Investment as as on 01.04.2021	1,91,15,78,138		
Add: Investment Made During the Year	34,25,00,000		
Add: Reinvestment During the Year	77,80,703		
Less: Encashed During the Current Year	30,00,71,970	1,96,17,86,871	1,91,15,78,138
<b>Investments (MOD)</b>			
Balance as as on 01.04.2021	1,49,80,089		
Add: MOD made During the Year	51,62,90,000		
Less: Encashed During the Current Year	52,59,04,089	53,66,000.00	1,49,80,089.00
Accrued Interest		43,49,509.00	
<b>Amount Receivable</b>			
Recievable from Account 1	2,97,710		
Recievable from Account 2	1,23,266		
TDS on Interest on Investment	1,44,89,091		
Amount Receivable Against Stale Cheques	9,000	1,49,19,067	1,40,17,420
<b>Bank Balance</b>			
Balance With State Bank of India		2,38,78,609	1,38,15,094
<b>TOTAL</b>		<b>2,01,03,00,056</b>	<b>1,95,43,90,741</b>

  
DY. REGISTRAR (F&A)

  
DY. REGISTRAR (F&A)

**INDIAN INSTITUTE OF TECHNOLOGY KANPUR**  
**PROVIDENT FUND**

**INCOME AND EXPENDITURE ACCOUNT FOR THE PERIOD ENDED 31st MARCH 2022**

INCOME	CURRENT YEAR 31.03.2022	PREVIOUS YEAR 31.03.2021
<b>INTEREST EARNED</b>		
On Investment FDR /Bonds/MOD	14,09,96,824	13,68,89,959
On Saving Account	23,746	1,05,670
Refund of Int on Non refundable Adv		5,058
<b>TOTAL (A)</b>	<b>14,10,20,570</b>	<b>13,70,00,687</b>
EXPENDITURE	CURRENT YEAR 31.03.2022	PREVIOUS YEAR 31.03.2021
<b>INTEREST CREDITED TO</b>		
GPF Account	11,44,10,463	11,04,78,410
CPF Account	6,01,201	6,26,230
<b>TOTAL (B)</b>	<b>11,50,11,664</b>	<b>11,11,04,640</b>
<b>BALANCE SURPLUS/ (DEFICIT) TO BE CARRIED FORWARD TO RESERVE &amp; SURPLUS ACCOUNT</b>	<b>2,60,08,906</b>	<b>2,58,96,047</b>

  
DY. REGISTRAR (F&A)

  
DY. REGISTRAR (F&A)

**INDIAN INSTITUTE OF TECHNOLOGY KANPUR**  
**PROVIDENT FUND**

**RECEIPTS AND PAYMENTS FOR THE PERIOD ENDED 31st MARCH 2022**

(Amount-Rs)

RECEIPTS	CURRENT YEAR 31.03.2022	PREVIOUS YEAR 31.03.2021	PAYMENTS	CURRENT YEAR 31.03.2022	PREVIOUS YEAR 31.03.2021
<b>Opening Balance</b>			<b>Liability Towards CPF/GPF</b>		
Bank Balances	1,38,15,094	34,64,248	Withdrawals		
<b>Liability Towards CPF/GPF</b>			Advances	6,45,86,650	5,33,88,080
Contribution Account - II	30,81,700	47,43,545	Final Payments	17,99,25,612	10,63,43,859
Contribution Institute Account (A/c-I)	14,23,19,945	15,90,67,827	Refundable Receipts	10,15,342	15,43,405
Contribution Deputationist/others	1,22,55,696	71,73,818	<b>Investments</b>		
Advance	14,12,450	20,18,050	Investments FDR/Bonds/MOD Made	85,87,90,000	1,03,87,20,000
Full & Final Payment		21,09,010	<b>Current Asset</b>		
Refundable Receipt	10,15,342	11,58,405	TDS paid u/s 194A	89,759	
<b>Investments</b>					
Investments/Bonds/MOD Encashed	82,57,44,000	89,95,39,911	<b>Closing Balance</b>		
<b>Current Asset</b>			Bank Balance	2,38,78,609	1,38,15,094
Institute Contribution to CPF Account					
Interest on Institute Contribution Acc-1					
Income Tax Refund	92,48,086				
PF Contribution Received Account -1	3,59,643				
PF Contribution Received Account-2	1,13,862				
<b>Other Income</b>					
Interest on Savings A/c	23,746	1,05,670			
Interest on Investments FDR/Bonds/MOD	10,06,69,919	11,58,18,157			
Interest on Investments rec from Acc-1	1,82,26,490	1,86,06,739			
Interest on Non Refundable adv Refunded		5,058			
<b>TOTAL</b>	<b>1,12,82,85,972</b>	<b>1,21,38,10,438</b>	<b>TOTAL</b>	<b>1,12,82,85,972</b>	<b>1,21,38,10,438</b>

DY. REGISTRAR (F&A)

DY. REGISTRAR (F&A)

# INDIAN INSTITUTE OF TECHNOLOGY KANPUR

## PROVIDENT FUND

CASH FLOW FOR THE PERIOD ENDED 31st MARCH 2022

### CASH FLOW FROM OPERATING ACTIVITIES

	Receipts from Account-I	14,23,19,945
	Receipts from Deputationist/ Others	1,22,55,696
	Receipts from Account-II	30,81,700
	Advances	14,12,450
	Income Tax Refund	92,48,086
	Refundable Receipt	10,15,342
	PF Contribution Received Account -1	3,59,643
	PF Contribution Received Account-2	1,13,862
	Interest on Investments rec from Acc-1	1,82,26,490
	Interest on Saving Bank A/c	23,746
	Interest on Investments FDR/Bonds/MOD	10,06,69,919
		<u>28,87,26,879</u>
Less:	Withdrawals	-
	Advances	6,45,86,650
	Final Payments	17,99,25,612
	Refundable Receipt	10,15,342
	TDS paid u/s 194A	89,759
	<b>Net Cash Flow from Operating Activities</b>	<u><b>4,31,09,516</b></u>

### CASH FLOW FROM INVESTING ACTIVITIES

	Cash Receipts	82,57,44,000
Less:	Cash Payments	85,87,90,000
	<b>Net Cash Flow from Investing Activities</b>	<u><b>(3,30,46,000)</b></u>

### CASH FLOW FROM FINANCING ACTIVITIES

	Cash Receipts	-
Less:	Cash Payments	-
	<b>Net Cash Flow from Financing Activities</b>	<u><b>-</b></u>

### **NET INCREASE IN CASH**

**1,00,63,516**

	Closing Cash Balance as on 31.03.2022	2,38,78,609
Less:	Opening Cash Balance as on 01.04.2021	1,38,15,094
	<b>NET INCREASE IN CASH</b>	<u><b>1,00,63,516</b></u>

  
DY. REGISTRAR (F&A)

  
DY. REGISTRAR (F&A)

**INDIAN INSTITUTE OF TECHNOLOGY KANPUR**  
**NEW PENSION SCHEME**

**BALANCE SHEET AS AT 31st MARCH 2022**

(Amount-Rs)

CORPUS/ CAPITAL FUND AND LIABILITIES	CURRENT YEAR 31.03.2022		PREVIOUS YEAR 31.03.2021
<b>RESERVES &amp; SURPLUS</b>			
Opening Balance as on 01.04.2021	2,26,533		
Add : Adjustment	91,426		
Add : Excess of Income over Expenditure	54,811	3,72,770	2,26,533
<b>LIABILITIES TOWARDS NEW PENSION SCHEME</b>			
Opening Balance as on 01.04.2021	2,18,35,002		
Add : Received During the year	22,30,97,997		
	24,49,32,999		
Less : Paid during the year	23,95,47,147		
Less : Adjustment	91,426	52,94,426	2,18,35,002
<b>TOTAL</b>		<b>56,67,196</b>	<b>2,20,61,535</b>
<b>INVESTMENTS</b>			
Bank Balance		56,67,196	25,89,908
Institute Contribution Receivable		-	1,03,95,440
Employees Contribution Receivable		-	74,25,304
<b>TOTAL</b>		<b>56,67,196</b>	<b>2,20,61,535</b>

DY. REGISTRAR (F&A)

DY. REGISTRAR (F&A)

**INDIAN INSTITUTE OF TECHNOLOGY KANPUR**  
**NEW PENSION SCHEME**

**INCOME AND EXPENDITURE ACCOUNT FOR THE PERIOD ENDED 31st MARCH 2022**

(Amount-Rs)

PAYMENTS	CURRENT YEAR 31.03.2022	PREVIOUS YEAR 31.03.2021	RECEIPTS	CURRENT YEAR 31.03.2022	PREVIOUS YEAR 31.03.2021
Bank Charges	649	649	Interest on Investment	55,460	88367
Excess of Income over Expenditure	.54,811	87,718			
<b>TOTAL</b>	<b>55,460</b>	<b>88,367</b>	<b>TOTAL</b>	<b>55,460</b>	<b>88,367</b>

DY. REGISTRAR (F&A)

DY. REGISTRAR (F&A)

**INDIAN INSTITUTE OF TECHNOLOGY KANPUR**  
**NEW PENSION SCHEME**

**RECEIPTS AND PAYMENTS FOR THE PERIOD ENDED 31st MARCH 2022**

(Amount-Rs)

RECEIPTS	CURRENT YEAR 31.03.2022	PREVIOUS YEAR 31.03.2021	PAYMENTS	CURRENT YEAR 31.03.2022	PREVIOUS YEAR 31.03.2021
<b>OPENING BALANCE</b>			<b>ESTABLISHMENT/ADM. EXP.</b>		
Bank Balances	16,50,883	15,75,894	Bank Charges	649	649
Institute Contribution	12,99,96,595	10,93,06,140	Transferred to NPS Trust Bank	22,13,05,213	20,39,81,637
Employee Contribution	9,28,54,287	7,80,91,851	Transferred to NPS Trust Bank (March 2021)	1,82,41,934	
Employees' Contribution (Deputed )	1,02,967	1,40,932			
Employer's Contribution (Deputed)	1,44,148	1,75,157			
Institute Contribution Receivable (March 2021)	1,03,95,440	94,64,387			
Employee Contribution Receivable (March 2021)	74,25,304	68,65,835			
Amount Receivable from Deputationist		12,973			
<b>INVESTMENT</b>	26,27,295		<b>CLOSING BALANCE</b>		
Interest on Investment	18,073		Bank Balance	56,67,196	16,50,883
<b>TOTAL</b>	<b>24,52,14,992</b>	<b>20,56,33,169</b>	<b>TOTAL</b>	<b>24,52,14,992</b>	<b>20,56,33,169</b>

  
DY. REGISTRAR (F&A)

  
DY. REGISTRAR (F&A)

**INDIAN INSTITUTE OF TECHNOLOGY KANPUR**

**NEW PENSION SCHEME**

**CASH FLOW FOR THE YEAR ENDED 31st MARCH 2022**

**CASH FLOW FROM OPERATING ACTIVITIES**

Employees Contribution	9,28,54,287
Institute Contribution	12,99,96,595
Deputed Employees' Contribution	1,02,967
Employer's Contribution (Deputed)	1,44,148
Institute Contribution Receivable	1,03,95,440
Employees Contribution Receivable	74,25,304
Interest on Investment	18,073
	<hr/>
	<b>24,09,36,814</b>
Less: Transferred to NPS Trust Bank	22,13,05,213
Transferred to NPS Trust Bank (March 2021)	1,82,41,934
	<hr/>
	<b>13,89,667</b>
Less: Bank Charges	649
	<hr/>
	<b>13,89,018</b>

**CASH FLOW FROM INVESTING ACTIVITIES**

Cash Receipts	26,27,295
Less: Cash Payments	
<b>Net Cash Flow from Investing Activities</b>	<hr/>
	<b>26,27,295</b>

**CASH FLOW FROM FINANCING ACTIVITIES**

Cash Receipts	-
Less: Cash Payments	-
<b>Net Cash Flow from Financing Activities</b>	<hr/>
	<b>-</b>

**NET INCREASE/DECREASE IN CASH** **40,16,313**

Closing Cash Balance as on 31.03.2022	56,67,196
Less: Opening Cash Balance as on 01.04.2021	16,50,883

**NET INCREASE/DECREASE IN CASH** **40,16,313**

  
DY. REGISTRAR (F&A)

  
DY. REGISTRAR (F&A)



**INDIAN INSTITUTE OF TECHNOLOGY KANPUR**  
**HALL AFFAIRS ACCOUNT**

**BALANCE SHEET AS AT 31st MARCH 2022**

(Amount-Rs)

CORPUS/CAPITAL FUND & LIABILITIES	CURRENT YEAR 31.03.2022		PREVIOUS YEAR 31.03.2021
<b>RESERVES &amp; SURPLUS</b>			
Opening Balance as at 01.04.2021	9,71,40,461		
Add : C/F from Income & Expenditure Account	4,57,31,879	14,28,72,340	9,71,40,461
<b>Current Liabilities</b>			
Earnest Money from Contractor		-	5,50,000
Advance from Account I		1,60,00,000	1,60,00,000
Expenses Payable		33,650	63,146
Duties & Taxes		2,23,786	60,306
<b>TOTAL</b>		<b>15,91,29,776</b>	<b>11,38,13,913</b>
<b>ASSETS</b>			
<b>Current Assets</b>			
Bank Balances		14,71,29,776	5,33,26,388
Fees Receivable from Institute		-	4,83,66,275
Advance Salary		-	1,21,250
<b>Advances</b>			
Receivable from Pension Hall Management		1,20,00,000	1,20,00,000
<b>TOTAL</b>		<b>15,91,29,776</b>	<b>11,38,13,913</b>

  
DY. REGISTRAR (F&A)

  
DY. REGISTRAR (F&A)

**INDIAN INSTITUTE OF TECHNOLOGY KANPUR**  
**HALL AFFAIRS ACCOUNT**

**INCOME AND EXPENDITURE ACCOUNT FOR THE YEAR ENDED 31st MARCH 2022**

(Amount-Rs)

INCOME	CURRENT YEAR 31.03.2022	PREVIOUS YEAR 31.03.2021
Interest on Saving Bank A/c	15,66,092	17,91,172
Convocation / PG Admission Fee / MEC Fee	4,86,750	5,79,008
Grant Received from Institute	12,07,60,922	5,39,98,177
<b>TOTAL (A)</b>	<b>12,28,13,764</b>	<b>5,63,68,357</b>
EXPENDITURE		
Service Charges to Contractors	7,65,90,533	5,63,70,759
Honararium	-	16,000
Bank Charges	4,591	5,304
Convocation / PG Admission Expenses	4,86,750	-
Misc Expenses	11	2,845
<b>TOTAL (B)</b>	<b>7,70,81,885</b>	<b>5,63,94,908</b>
<b>BALANCE BEING SURPLUS/ (DEFICIT) CARRIED TO RESERVE AND SURPLUS</b>	<b>4,57,31,879</b>	<b>-26,551</b>

  
DY. REGISTRAR (F&A)

  
DY. REGISTRAR (F&A)

**INDIAN INSTITUTE OF TECHNOLOGY KANPUR**  
**HALL AFFAIRS ACCOUNT**

**RECEIPTS AND PAYMENTS FOR THE YEAR ENDED 31st MARCH 2022**

(Amount-Rs)

RECEIPTS	CURRENT YEAR 31.03.2022	PREVIOUS YEAR 31.03.2021	PAYMENTS	CURRENT YEAR 31.03.2022	PREVIOUS YEAR 31.03.2021
<b>OPENING BALANCES</b>			<b>ESTABLISHMENT /ADMIN.EXP.</b>		
Balance with SBI Bank	5,33,26,388	8,57,48,569	Bank Charges	4,591	5,304
			Service Charges to Contractors	7,63,35,299	5,68,00,114
<b>GRANTS</b>			Honararium	-	16,000
Grant from Institute	16,91,27,197	56,31,902	Misc Expenses	11	2,845
			Convocation / PG Admission Expenses	4,86,750	-
<b>OTHER INCOME</b>			Security Money Paid	5,50,000	1,00,000
Interest on Saving Bank A/c's	15,66,092	17,91,172			
Convocation / PG Adm / MEC Fee	4,86,750	5,79,008			
Received from Fund Hall Management	-	20,00,000	<b>CLOSING BALANCE</b>		
Received from Hall Management	-	1,45,00,000	Balance with State Bank of India	14,71,29,776	5,33,26,388
<b>TOTAL</b>	<b>22,45,06,427</b>	<b>11,02,50,651</b>	<b>TOTAL</b>	<b>22,45,06,427</b>	<b>11,02,50,651</b>

  
DY. REGISTRAR (F&A)


  
DY. REGISTRAR (F&A)

# INDIAN INSTITUTE OF TECHNOLOGY KANPUR

## HALL AFFAIRS

### CASH FLOWS FOR THE YEAR ENDED 31st MARCH 2022

<u>CASH FLOWS FROM OPERATING ACTIVITIES</u>	Amount (Rs.)	Amount (Rs.)
MEC Transferred by Main Account	16,91,27,197	
Interest on Savings Bank A/c	15,66,092	
Convocation / PG Admission Fee	4,86,750	17,11,80,039
Less: Bank Charges	4,591	
Service Charges to Contractors	7,63,35,299	
Convocation / PG Admission Expenses	4,86,750	
Misc Expenses	11	
Security Money Paid	5,50,000	7,73,76,651
<b>Net Cash Flows from Operating Activities</b>		<b>9,38,03,388</b>
 <u>CASH FLOWS FROM INVESTING ACTIVITIES</u>		
Cash Receipts	-	-
Less: Cash Payments	-	-
<b>Net Cash Flows from Investing Activities</b>		<b>-</b>
 <u>CASH FLOWS FROM FINANCING ACTIVITIES</u>		
Cash Receipts	-	-
Less: Cash Payments	-	-
<b>Net Cash Flows from Financing Activities</b>		<b>-</b>
 <b>NET INCREASE IN CASH</b>		<b>9,38,03,388</b>
Closing Cash Balance as on 31.03.2022		14,71,29,776
Less: Opening Cash Balance as on 01.04.2021		5,33,26,388
<b>NET INCREASE IN CASH</b>		<b>9,38,03,388</b>

  
DY. REGISTRAR (F&A)

  
DY. REGISTRAR (F&A)

**INDIAN INSTITUTE OF TECHNOLOGY KANPUR**  
**FUND HALL MANAGEMENT ACCOUNT**

BALANCE SHEET AS AT 31st MARCH 2022

(Amount-Rs.)

CORPUS/CAPITAL FUND & LIABILITIES	CURRENT YEAR 31.03.2022		PREVIOUS YEAR 31.03.2022
<b>RESERVES &amp; SURPLUS</b>			
Opening Balance as at 01.04.2021	88,10,854		
Add : C/F from Income & Expenditure Account	5,56,009	93,66,863	88,10,854
<b>Current Liabilities (Fund Balance Payable to Employees)</b>			
Opening Balance as at 01.04.2021	90,21,185		
Add : Contribution for the Period	22,18,800		
Add : Interest for the Period	5,33,275		
	1,17,73,260		
Less : Final Withdrawals	57,27,750	60,45,510	90,21,185
Payable to Hall Management		23,90,500	23,90,500
<b>TOTAL</b>		<b>1,78,02,873</b>	<b>2,02,22,539</b>
<b>ASSETS</b>			
<b>Investments</b>			
Opening Balance as at 01.04.2021	1,77,41,034		
Add : FDR Matured and Renewed along with Interest	2,07,73,223		
Less : Encashed during the year	2,30,00,000	1,55,14,257	1,77,41,034
<b>Current Assets</b>			
Balance with Union Bank of India		14,49,846	11,77,779
Interest Accrued on FDRs		6,82,770	10,26,026
Receivables Subscription receivable from Hall Management		1,56,000	2,22,700
Loan Against Fund		-	55,000
<b>TOTAL</b>		<b>1,78,02,873</b>	<b>2,02,22,539</b>

DY.REGISTRAR (F&A)

DY.REGISTRAR (F&A)

**INDIAN INSTITUTE OF TECHNOLOGY KANPUR**  
**FUND HALL MANAGEMENT**

INCOME AND EXPENDITURE ACCOUNT FOR THE YEAR ENDED 31st MARCH 2022

(Amount-Rs.)

INCOME	CURRENT YEAR 31.03.2022	PREVIOUS YEAR 31.03.2021
Interest Earned on FDRs	10,53,107	10,51,021
Interest on SB A/c's	36,177	99,274
<b>TOTAL (A)</b>	<b>10,89,284</b>	<b>11,50,295</b>
EXPENDITURE		
Interest on Fund Deposit	5,33,275	6,19,355
<b>TOTAL (B)</b>	<b>5,33,275</b>	<b>6,19,355</b>
<b>BALANCE BEING SURPLUS/ (DEFICIT) CARRIED TO RESERVE AND SURPLUS</b>	<b>5,56,009</b>	<b>5,30,940</b>

  
DY.REGISTRAR (F&A)

  
DY.REGISTRAR (F&A)

**INDIAN INSTITUTE OF TECHNOLOGY KANPUR**  
**FUND HALL MANAGEMENT**

**RECEIPTS AND PAYMENTS FOR THE YEAR ENDED 31st MARCH 2022**

(Amount-Rs.)

RECEIPTS	CURRENT YEAR 31.03.2022	PREVIOUS YEAR 31.03.2021	PAYMENTS	CURRENT YEAR 31.03.2022	PREVIOUS YEAR 31.03.2021
<b>OPENING BALANCES</b>			<b>ADMINISTRATIVE EXPENSES</b>		
Balance with Union Bank of India	11,77,779	25,54,941	Final Payment to Retired Mess Employees	57,27,750	44,08,642
<b>FUND RECEIVED</b>			<b>TRANSFER</b>		
Contribution Received	22,85,500	26,87,400	Hall Management	-	4,09,500
Loan Refund	55,000	2,85,000	Hall Affairs	-	20,00,000
<b>INVESTMENT</b>			<b>INVESTMENT</b>		
Investment Encashed	2,30,00,000	2,69,45,378	Investment Made	2,07,73,223	2,50,80,000
<b>OTHER INCOME</b>			<b>CLOSING BALANCE</b>		
Interest Earned on FDRs	13,96,363	5,03,928	Balance with Union Bank of India	14,49,846	11,77,779
Interest on SB A/c's	36,177	99,274			
<b>TOTAL</b>	<b>2,79,50,819</b>	<b>3,30,75,921</b>	<b>TOTAL</b>	<b>2,79,50,819</b>	<b>3,30,75,921</b>

  
DY.REGISTRAR (F&A)

  
DY.REGISTRAR (F&A)

**INDIAN INSTITUTE OF TECHNOLOGY KANPUR**  
**FUND HALL MANAGEMENT**

**CASH FLOW FOR THE YEAR ENDED 31st MARCH 2022**

**CASH FLOW FROM OPERATING ACTIVITIES**

Contribution Received	22,85,500	
Refund from Advances	55,000	
Interest Earned on FDRs	13,96,363	
Interest on Savings Bank	36,177	<b>37,73,040</b>
	<hr/>	
Less: Final Payment	57,27,750	<b>57,27,750</b>
<b>Net Cash Flow from Operating Activities</b>		<b><u>(19,54,710)</u></b>

**CASH FLOW FROM INVESTING ACTIVITIES**

Cash Receipts	2,30,00,000	
Less: Cash Payments	2,07,73,223	
<b>Net Cash Flow from Investing Activities</b>		<b><u>22,26,777</u></b>

**CASH FLOW FROM FINANCING ACTIVITIES**

Cash Receipts	-	
Less: Cash Payments	-	
<b>Net Cash Flow from Financing Activities</b>		<b><u>-</u></b>

**NET DECREASE IN CASH** **2,72,067**

Closing Cash Balance as on 31.03.2022	14,49,846	
Less: Opening Cash Balance as on 01.04.2021	11,77,779	
<b>NET DECREASE IN CASH</b>		<b><u>2,72,067</u></b>

DY.REGISTRAR (F&A)

DY.REGISTRAR (F&A)



**INDIAN INSTITUTE OF TECHNOLOGY KANPUR**

**FUND HALL MANAGEMENT**

**EMPLOYEE WISE DETAILS OF OUTSTANDING BALANCE AS ON 31.03.2022**

**ANNEXURE - A**

SR. NO.	P.F. NO.	NAME OF EMPLOYEES	OPENING BALANCE 01.04.21	SUBS- CRPTION RECEIVED	INTEREST UP TO 31.03.22	LOAN REFUND	TOTAL	LOAN PAID	FINAL WITH- DRAWAL	CLOSING BALANCE 31.03.22
1	2	3	4	5	6	7	8=4+5+6+7	9	10	11=8-9-10
1	38	Pathan Singh	11,000				11,000			11,000
2	227	Lal Chand	1,77,891	1,80,000	16,702		3,74,593			3,74,593
3	232	Harnam Singh	7,57,494	40,000	9,319		8,06,813		8,06,813	-
4	233	Rakesh Babu Shukla	1,47,901	2,40,000	14,406		4,02,307		1,50,000	2,52,307
5	234	Shree Kishan Balmiki	3,24,321	1,32,000	28,103		4,84,424			4,84,424
6	235	Ram Shanker	2,04,066	1,48,000	19,802		3,71,868			3,71,868
7	236	Chhunna Lal	6,09,586	45,000	19,099		6,73,685		6,73,685	-
8	239	Jagdish Prasad	22,88,484	51,000	96,290		24,35,774		24,35,774	-
9	240	Kamlesh	91,405	1,32,000	11,566		2,34,971			2,34,971
10	241	Bhagwan Din	1,54,632	1,20,000	12,044		2,86,676		1,00,000	1,86,676
11	243	Suresh Lal	1,55,741	49,500	6,237	45,000	2,56,478		2,56,478	-
12	244	Babaji Das	16,44,638	1,56,000	1,16,852		19,17,490		10,00,000	9,17,490
13	245	Temu	2,07,422	2,75,000	24,608		5,07,030			5,07,030
14	246	Amar Pal Singh	8,34,204	1,80,000	66,151		10,80,355			10,80,355
15	247	Hari Ram Yadav	5,13,686	1,20,000	39,903		6,73,589		1,00,000	5,73,589
16	250	Ranvir Singh	3,95,573	72,000	30,861		4,98,434			4,98,434
17	251	Ram Prasad	2,25,441	3,00,000	21,332		5,46,773		1,50,000	3,96,773
<b>TOTAL</b>			<b>87,43,485</b>	<b>22,40,500</b>	<b>5,33,275</b>	<b>45,000</b>	<b>1,15,62,260</b>	<b>-</b>	<b>56,72,750</b>	<b>58,89,510</b>
<b>Add : Contribution Receivable</b>										<b>1,56,000</b>
<b>Add : Refundable Loan Paid Against Fund</b>										<b>-</b>
<b>AS PER BALANCE SHEET</b>										<b>60,45,510</b>

**INDIAN INSTITUTE OF TECHNOLOGY KANPUR**  
**STUDENTS' ACTIVITIES FUND**

BALANCE SHEET AS AT 31st MARCH 2022

(Amount-Rs)

CORPUS/CAPITAL FUND & LIABILITIES	CURRENT YEAR 31.03.2022		PREVIOUS YEAR 31.03.2021
<b>RESERVES &amp; SURPLUS</b>			
Opening Balance as at 01.04.2021	27,43,281		
Add : C/F from Income & Expenditure Account	(12,275)	27,31,006	27,43,281
<b>TOTAL</b>		<b>27,31,006</b>	<b>27,43,281</b>
<b>ASSETS</b>			
<b>Investment</b>			
Opening Balance as at 01.04.2021	20,00,000		
Add: Made During the year	20,00,000		
Less: Encashed during the year	15,00,000	25,00,000	20,00,000
<b>Current Assets</b>			
Amount Receivable from Account I		-	2,72,400
Bank Balances		2,16,754	1,08,415
Accrued Interest on FDR		14,252	3,62,466
<b>TOTAL</b>		<b>27,31,006</b>	<b>27,43,281</b>

DY.REGISTRAR (F&A)

DY.REGISTRAR (F&A)

**INDIAN INSTITUTE OF TECHNOLOGY KANPUR**  
**STUDENTS' ACTIVITIES FUND**

**INCOME AND EXPENDITURE ACCOUNT FOR THE YEAR ENDED 31st MARCH 2022**

(Amount-Rs)

INCOME	CURRENT YEAR 31.03.2022	PREVIOUS YEAR 31.03.2021
Interest on FDR	2,01,194	1,37,623
Student Contribution	18,54,000	16,92,600
<b>TOTAL (A)</b>	<b>20,55,194</b>	<b>18,30,223</b>
EXPENDITURE		
Anragini	6,91,062	7,10,000
Udghosh	6,85,275	-
Techkriti	6,91,062	7,10,000
Bank Charges	70	18
<b>TOTAL (B)</b>	<b>20,67,469</b>	<b>14,20,018</b>
<b>BALANCE BEING SURPLUS/ (DEFICIT) CARRIED TO RESERVE AND SURPLUS</b>	<b>(12,275)</b>	<b>4,10,205</b>

  
DY.REGISTRAR (F&A)

  
DY.REGISTRAR (F&A)

**INDIAN INSTITUTE OF TECHNOLOGY KANPUR**  
**STUDENTS' ACTIVITIES FUND**

**RECEIPTS AND PAYMENTS FOR THE YEAR ENDED 31st MARCH 2022**

(Amount-Rs)

RECEIPTS	CURRENT YEAR 31.03.2022	PREVIOUS YEAR 31.03.2021	PAYMENTS	CURRENT YEAR 31.03.2022	PREVIOUS YEAR 31.03.2021
<b>OPENING BALANCES</b>			<b>EXPENSES</b>		
Balance with UBI	1,08,415	5,83,110	Anragini	6,91,062	7,10,000
			Udghosh	6,85,275	-
<b>INCOME</b>			Techkriti	6,91,062	7,10,000
Student Contribution	18,54,000	14,20,200	Bank Charges	70	18
Interest on FDR	5,49,408	25,123			
			FDR Made	20,00,000	5,00,000
FDR Encashed	15,00,000	-			
Amount Received from Account I	2,72,400	-	<b>CLOSING BALANCE</b>		
			Balance with UBI	2,16,754	1,08,415
<b>TOTAL</b>	<b>42,84,223</b>	<b>20,28,433</b>	<b>TOTAL</b>	<b>42,84,223</b>	<b>20,28,433</b>

DY.REGISTRAR (F&A)

DY.REGISTRAR (F&A)

**INDIAN INSTITUTE OF TECHNOLOGY KANPUR**  
**STUDENT ACTIVITIES FUND**

**CASH FLOW FOR THE YEAR ENDED 31st MARCH 2022**

**CASH FLOW FROM OPERATING ACTIVITIES**

Students Contribution	18,54,000	
Interest on FDR	5,49,408	
Amount Received from Account I	2,72,400	26,75,808
Less: Antragini	6,91,062	
Udghosh	6,85,275	
Bank Charges	70	
Techkriti	6,91,062	20,67,469
<b>Net Cash Flow from Operating Activities</b>		<b><u>6,08,339</u></b>

**CASH FLOW FROM INVESTING ACTIVITIES**

Cash Receipts		15,00,000
Less: Cash Payments		20,00,000
<b>Net Cash Flow from Investing Activities</b>		<b><u>-5,00,000</u></b>

**CASH FLOW FROM FINANCING ACTIVITIES**

Cash Receipts		-
Less: Cash Payments		-
<b>Net Cash Flow from Financing Activities</b>		<b><u>-</u></b>

**NET INCREASE IN CASH** **1,08,339**

Closing Cash Balance as on 31.03.2022		2,16,754
Less: Opening Cash Balance as on 01.04.2021		1,08,415
<b>NET INCREASE IN CASH</b>		<b><u>1,08,339</u></b>

DY.REGISTRAR (F&A)

DY.REGISTRAR (F&A)

**INDIAN INSTITUTE OF TECHNOLOGY KANPUR**  
**STUDENTS' ACTIVITIES FUND**

**DETAILS OF INVESTMENT HELD AS ON 31st MARCH 2022**

**ANNEXURE - B**

DATE OF INVESTMENT	FDR NO.	OPENING BALANCE 01.04.21	MADE DURING THE		ENCASHED DURING THE YEAR	CLOSING BALANCE AS ON 31.03.22	DATE OF MATURITY	INTEREST RATE	DAYS 31.03.22	INTEREST ACCRUED TILL 31.03.22
			BY PAYMENT	BY RENEWAL						
10.01.18	HDFC KP/2664361	15,00,000	-	-	15,00,000	-	10.01.22	7.50%		
13.07.20	LIC 699154	5,00,000	-	-	-	5,00,000	13.07.22	7.10%		
08.02.22	SBI 40771951110	-	20,00,000	-	-	20,00,000	08.02.23	5.10%	51	14,252
	<b>TOTAL</b>	<b>20,00,000</b>	<b>20,00,000</b>	<b>-</b>	<b>15,00,000</b>	<b>25,00,000</b>				<b>14,252</b>

**INDIAN INSTITUTE OF TECHNOLOGY KANPUR**  
**STUDENTS' BENEFIT FUND**

**BALANCE SHEET AS AT 31st MARCH 2022**

(Amount-Rs)

CORPUS/CAPITAL FUND & LIABILITIES	CURRENT YEAR 31.03.2022		PREVIOUS YEAR 31.03.2021
<b>Reserves &amp; Surplus</b>			
Opening Balance as at 01.04.2021	2,18,49,765		
Add : C/F from Income & Expenditure Account	21,42,422	2,39,92,187	2,18,49,765
<b>Current Liabilities</b>			
Sundry Creditors		44,788	46,403
<b>TOTAL</b>		<b>2,40,36,975</b>	<b>2,18,96,168</b>
<b>ASSETS</b>			
<b>Investment</b>			
Opening Balance as at 01.04.2021	1,69,11,805		
Add: Made during the year	1,20,00,000		
Less: Encashed during the year	90,00,000	1,99,11,805	1,69,11,805
<b>Current Assets</b>			
Bank Balances		24,43,328	35,09,306
TDS Receivable		41,261	1,54,150
Accrued Interest on FDR		6,64,973	4,62,968
<b>Advances</b>			
Advance to Others		30,000	30,000
SBF Advance		8,44,320	7,79,120
SHMC Advance		1,01,288	48,819
<b>TOTAL</b>		<b>2,40,36,975</b>	<b>2,18,96,168</b>

DY REGISTRAR (F&A)

DY REGISTRAR (F&A)

**INDIAN INSTITUTE OF TECHNOLOGY KANPUR**  
**STUDENTS' BENEFIT FUND**

**INCOME AND EXPENDITURE ACCOUNT FOR THE YEAR ENDED 31st MARCH 2022**

(Amount-Rs)

INCOME	CURRENT YEAR 31.03.2022	PREVIOUS YEAR 31.03.2021
IIT Contribution	18,87,300	7,10,100
Interest on FDR	11,16,824	13,73,619
Misc Receipts	87,344	39,378
Fine & Penalty Received	80,000	4,40,000
<b>TOTAL (A)</b>	<b>31,71,468</b>	<b>25,63,097</b>
EXPENDITURE		
Consumable Expenses	-	10,869
Bank Charges	702	696
SBF Scholarship	8,77,500	-
Covid 19 Expenses	17,555	2,96,800
Student Welfare Expenses	1,33,289	-
<b>TOTAL (B)</b>	<b>10,29,046</b>	<b>3,08,365</b>
<b>BALANCE BEING SURPLUS/ (DEFICIT) CARRIED TO RESERVE AND SURPLUS</b>	<b>21,42,422</b>	<b>22,54,732</b>

  
DY REGISTRAR (F&A)

  
DY REGISTRAR (F&A)



**INDIAN INSTITUTE OF TECHNOLOGY KANPUR**  
**STUDENTS' BENEFIT FUND**

**RECEIPTS AND PAYMENTS FOR THE YEAR ENDED 31st MARCH 2022**

(Amount-Rs)

RECEIPTS	CURRENT YEAR 31.03.2022	PREVIOUS YEAR 31.03.2021	PAYMENTS	CURRENT YEAR 31.03.2022	PREVIOUS YEAR 31.03.2021
<b>OPENING BALANCES</b>			<b>EXPENSES</b>		
Balance with SBI	35,09,306	11,64,236	Consumable Expenses	-	10,869
			Bank Charges	702	696
<b>INVESTMENT ENCASHED</b>	90,00,000	1,55,98,206	SBF Scholarship	8,77,500	-
			Covid 19 Expenses	17,555	2,83,947
<b>CURRENT ASSETS</b>			Student Welfare Expenses	1,33,289	-
SBF Advance	6,41,433	8,11,336			
SHMC Advance	82,689	41,198	<b>CURRENT ASSETS</b>		
			SBF Advance	7,06,633	45,000
<b>INCOME</b>			SHMC Advance	1,35,158	5,504
IIT Contribution	18,87,300	7,10,100	Other Dues	1,615	-
Interest on FDR	10,27,708	19,62,673			
Misc Receipts	87,344	39,378	<b>INVESTMENT MADE</b>	1,20,00,000	1,69,11,805
Fine & Penalty Received	80,000	4,40,000			
			<b>CLOSING BALANCE</b>		
			Balance with SBI	24,43,328	35,09,306
<b>TOTAL</b>	<b>1,63,15,780</b>	<b>2,07,67,127</b>	<b>TOTAL</b>	<b>1,63,15,780</b>	<b>2,07,67,127</b>

  
DY REGISTRAR (F&A)

  
DY REGISTRAR (F&A)

**INDIAN INSTITUTE OF TECHNOLOGY KANPUR**  
**STUDENT BENEFIT FUND**

**CASH FLOW FOR THE YEAR ENDED 31st MARCH 2022**

**CASH FLOW FROM OPERATING ACTIVITIES**

IIT Contribution	18,87,300	
Interest on FDR	10,27,708	
Misc Receipts	87,344	
Fine & Penalty Received	80,000	
SBF Advance	6,41,433	
SHMC Advance	82,689	<b>38,06,474</b>
Less: SBF Scholarship	8,77,500	
Bank Charges	702	
Covid 19 Expenses	17,555	
Student Welfare Expenses	1,33,289	
Other Dues	1,615	
SBF Advance	7,06,633	
SHMC Advance	1,35,158	<b>18,72,452</b>
<b>Net Cash Flow from Operating Activities</b>		<b><u>19,34,022</u></b>

**CASH FLOW FROM INVESTING ACTIVITIES**

Cash Receipts		90,00,000
Less: Cash Payments		1,20,00,000
<b>Net Cash Flow from Investing Activities</b>		<b><u>-30,00,000</u></b>

**CASH FLOW FROM FINANCING ACTIVITIES**

Cash Receipts		-
Less: Cash Payments		-
<b>Net Cash Flow from Financing Activities</b>		<b><u>-</u></b>

**NET DECREASE IN CASH** **-10,65,978**

Closing Cash Balance as on 31.03.2022		24,43,328
Less: Opening Cash Balance as on 01.04.2021		35,09,306
<b>NET DECREASE IN CASH</b>		<b><u>-10,65,978</u></b>

  
DY REGISTRAR (F&A)

  
DY REGISTRAR (F&A)



**INDIAN INSTITUTE OF TECHNOLOGY KANPUR**  
**STUDENTS' BENEFIT FUND**

**DETAILS OF SBF ADVANCES AS ON 31.03.2022**

<b>S.NO.</b>	<b>NAME OF STUDENTS</b>	<b>AMOUNT</b>
1	Abhishek Singh, 150044	50,000
2	Arun Kumar (190179)	50,000
3	Banoth Naveen (190226)	50,000
4	Bhukya Veerendar, 180198	22,000
5	Chitrasen Singh-11967	85,919
6	Kewal Anand (191056)	35,000
7	K. S. R. Akhilesh	97,672
8	LAKAWATH RAMMURTRI 11386	20,000
9	Lokesh Sharma-12382	56,000
10	Rahul Kumar-16205019	9,405
11	R.Madukar 11105048	40,000
12	Saikat Sharma-14215262	50,000
13	Saleem Shaik	31,083
14	S. Anudeep, 13203067	50,000
15	Shadman Hasan, 16102276	16,585
16	Shubhankar Paul (191137)	20,000
17	Sourav Ghosh, 17206265	50,000
18	Subham Goyal, 13714	2,344
19	Sumanta Maity (191163)	40,000
20	Sumesh Singh, 14720	50,000
21	Sunny Bhushan, 13100076	23,000
	<b>GRAND TOTAL</b>	<b>8,44,320</b>

**INDIAN INSTITUTE OF TECHNOLOGY KANPUR**  
**STUDENTS' BENEFIT FUND**

**DETAILS OF SHMC ADVANCES AS ON 31.03.2022**

S.NO.	NAME OF STUDENTS	AMOUNT
1	Abhishek Rai, 150040	39,452
2	Aikagra Singh-14101261	4,931
3	Balmer Lawrie	3,672
4	Chetan Bhagwan Ingale, 17126010	2,258
5	Hamid Hussain	6,038
6	Kunchala Prasad, 14807344	3,430
7	Mandeep Saikia	5,703
8	Monmee Phukan	937
9	Mudit Garg	3,346
10	Rahuk Badhwani, 13539	43
11	Ranba Lambhate, 150566	3,268
12	Rohan Sakeri	9,032
13	Sanjan Pradhan 14207277	8,281
14	Satyadit De, 17101271	2,570
15	Shubham Saurabh-14684	900
16	Sibani Priyadarshani Malik	5,083
17	Sidhartha Srivastava, 13698	8,155
18	Sparsh Singh Azad 150730	461
19	Vipin Chhillar 150805	9,961
20	Yelmelwar Akhil, 12807834	1,832
	<b>GRAND TOTAL</b>	<b>1,01,288</b>

**FORM GFR 12A**  
**GENERAL FINANCIAL RULES 2017**  
**Ministry of Finance**  
**Department of Expenditure**

**GFR 12 - A**  
**[(See Rule 238(1))]**

**FORM OF UTILIZATION CERTIFICATE**  
**FOR INDIAN INSTITUTE OF TECHNOLOGY KANPUR OF THE GRANTEE ORGANIZATION**

**FINAL UTILIZATION CERTIFICATE FOR THE YEAR 2021-2022 IN RESPECT OF RECURRING AND NON-RECURRING**  
**GRANT-IN-AID-GENERAL/SALARIES/CREATION OF CAPITAL ASSETS**

- 1 Name of the Scheme : **Support to Indian Institute of Technology(IITs){0920}**
- 2 Whether recurring/non-recurring grants : **Recurring and Non-Recurring Grants**
- 3 Grant position of the beginning of the Financial year
- (i) Cash in Hand/ Bank : **Rs. 10,02,80,765.00**
- (ii) Unadjusted advances : **Nil**
- (iii) Total : **Rs. 10,02,80,765.00**
- 4 Details of grants received, expenditure incurred and closing balances (Actuals)

Unspent Balances of Grants received year	Internal Income including Corpus and Interest Income	Interest deposited back to the Government	Grant received during the year 2020-21			Total Available funds	Expenditure incurred	Closing Balance
			Sanction No.(i)	Date (ii)	Amount (iii)			
1	2	3	4			5 = [1+2+3+4]	6	7
100280765.00	672639394.00	0	27-2/2021-TS-I	29-04-2021	184400000.00	6841282982.00	6768453176.00	72829806.00
			27-2/2021-TS-I	29-04-2021	10600000.00			
			27-2/2021-TS-I	29-04-2021	5500000.00			
			27-2/2021-TS-I	29-04-2021	193500000.00			
			27-2/2021-TS-I	29-04-2021	13400000.00			
			27-2/2021-TS-I	29-04-2021	30200000.00			
			27-2/2021-TS-I	29-04-2021	6400000.00			
			27-2/2021-TS-I	29-04-2021	1000000.00			
			27-2/2021-TS-I	29-04-2021	2100000.00			
			27-3/2021-TS-I	10-05-2021	21982521.00			
			27-3/2021-TS-I	10-05-2021	1518793.00			
			27-3/2021-TS-I	10-05-2021	721850.00			
			27-2/2021-TS-I	18-05-2021	184400000.00			
			27-2/2021-TS-I	18-05-2021	10600000.00			
			27-2/2021-TS-I	18-05-2021	5500000.00			
			27-2/2021-TS-I	18-05-2021	193500000.00			
			27-2/2021-TS-I	18-05-2021	13400000.00			
			27-2/2021-TS-I	18-05-2021	6400000.00			
			27-2/2021-TS-I	18-05-2021	30200000.00			
			27-2/2021-TS-I	18-05-2021	2100000.00			
			27-2/2021-TS-I	18-05-2021	1000000.00			
			27-2/2021-TS-I	17-06-2021	1000000.00			
			27-2/2021-TS-I	17-06-2021	30300000.00			
			27-2/2021-TS-I	17-06-2021	2100000.00			
			27-2/2021-TS-I	17-06-2021	184500000.00			
			27-2/2021-TS-I	17-06-2021	10600000.00			

			27-2/2021-TS-I	17-06-2021	5500000.00		
			27-2/2021-TS-I	17-06-2021	193600000.00		
			27-2/2021-TS-I	17-06-2021	13400000.00		
			27-2/2021-TS-I	17-06-2021	6400000.00		
			27-2/2021-TS-I	19-07-2021	9500000.00		
			27-2/2021-TS-I	19-07-2021	5700000.00		
			27-2/2021-TS-I	19-07-2021	2000000.00		
			27-2/2021-TS-I	19-07-2021	1000000.00		
			27-2/2021-TS-I	19-07-2021	30300000.00		
			27-2/2021-TS-I	19-07-2021	14800000.00		
			27-2/2021-TS-I	19-07-2021	7400000.00		
			27-2/2021-TS-I	19-07-2021	174800000.00		
			27-2/2021-TS-I	19-07-2021	224500000.00		
			27-3/2021-TS-I	29-07-2021	827248.00		
			27-3/2021-TS-I	29-07-2021	25192223.00		
			27-3/2021-TS-I	29-07-2021	1740554.00		
			27-2/2021-TS-I	09-08-2021	9500000.00		
			27-2/2021-TS-I	09-08-2021	5900000.00		
			27-2/2021-TS-I	09-08-2021	14800000.00		
			27-2/2021-TS-I	09-08-2021	7400000.00		
			27-2/2021-TS-I	09-08-2021	30300000.00		
			27-2/2021-TS-I	09-08-2021	2000000.00		
			27-2/2021-TS-I	09-08-2021	1000000.00		
			27-2/2021-TS-I	09-08-2021	174800000.00		
			27-2/2021-TS-I	09-08-2021	224500000.00		
			27-2/2021-TS-I	06-09-2021	9500000.00		
			27-2/2021-TS-I	06-09-2021	5700000.00		
			27-2/2021-TS-I	06-09-2021	30400000.00		
			27-2/2021-TS-I	06-09-2021	2000000.00		
			27-2/2021-TS-I	06-09-2021	1000000.00		
			27-2/2021-TS-I	06-09-2021	14800000.00		
			27-2/2021-TS-I	06-09-2021	7400000.00		
			27-2/2021-TS-I	06-09-2021	175100000.00		
			27-2/2021-TS-I	06-09-2021	224400000.00		
			27-2/2021-TS-I	21-09-2021	36000000.00		
			27-2/2021-TS-I	21-09-2021	27200000.00		
			27-2/2021-TS-I	21-09-2021	12800000.00		
			27-2/2021-TS-I	21-09-2021	337100000.00		
			27-2/2021-TS-I	21-09-2021	76400000.00		
			27-2/2021-TS-I	21-09-2021	120000000.00		
			27-2/2021-TS-I	20-10-2021	600000.00		
			27-2/2021-TS-I	20-10-2021	4400000.00		
			27-2/2021-TS-I	20-10-2021	130100000.00		
			27-2/2021-TS-I	20-10-2021	175000000.00		
			27-2/2021-TS-I	20-10-2021	29500000.00		
			27-2/2021-TS-I	20-10-2021	13900000.00		
			27-3/2021-TS-I	26-10-2021	24095844.00		
			27-3/2021-TS-I	26-10-2021	1588737.00		
			27-3/2021-TS-I	26-10-2021	794368.00		
			27-2/2021-TS-I	10-11-2021	10400000.00		
			27-2/2021-TS-I	10-11-2021	5200000.00		
			27-2/2021-TS-I	10-11-2021	180000000.00		
			27-2/2021-TS-I	10-11-2021	157900000.00		

		27-2/2021-TS-I	02-12-2021	5200000.00		
		27-2/2021-TS-I	02-12-2021	180100000.00		
		27-2/2021-TS-I	02-12-2021	157900000.00		
		27-2/2021-TS-I	02-12-2021	10400000.00		
		27-1/2019-TS-I	10-12-2021	196800000.00		
		27-2/2021-TS-I	15-12-2021	40200000.00		
		27-2/2021-TS-I	15-12-2021	40000000.00		
		27-2/2021-TS-I	29-12-2021	20000000.00		
		27-2/2021-TS-I	24-01-2022	201400000.00		
		27-2/2021-TS-I	24-01-2022	13300000.00		
		27-2/2021-TS-I	24-01-2022	6600000.00		
		27-3/2021-TS-I	27-01-2022	23777122.00		
		27-3/2021-TS-I	27-01-2022	1642783.00		
		27-3/2021-TS-I	27-01-2022	780780.00		
		27-2/2021-TS-I	04-02-2022	12500000.00		
		27-2/2021-TS-I	04-02-2022	7600000.00		
		27-2/2021-TS-I	04-02-2022	231600000.00		
		27-2/2021-TS-I	04-02-2022	214000000.00		
		27-2/2021-TS-I	04-02-2022	22700000.00		
		27-2/2021-TS-I	04-02-2022	1500000.00		
		27-2/2021-TS-I	04-02-2022	700000.00		
		27-2/2021-TS-I	04-02-2022	7300000.00		
		27-2/2021-TS-I	07-03-2022	13700000.00		
		27-2/2021-TS-I	07-03-2022	46200000.00		
		27-2/2021-TS-I	07-03-2022	64000000.00		
		27-2/2021-TS-I	07-03-2022	221400000.00		
		27-2/2021-TS-I	14-03-2022	180000000.00		
		<b>Total</b>		<b>6068362823.00</b>		

Component wise utilization of grants:

Grant-in-aid-General (OH-31)	Grant-in-aid-Creation of Capital Assets (OH-35)	Grant-in-aid-Salary (OH-36)	Internal Income - Creation of Capital Assets under HEFA	Total
2956174316.00	617751931.00	2623226929.00	571300000.00	6768453176.00

Details of grants position of the end of the year:

(i) Cash in Hand/ Bank	:	Rs. 7,28,29,806.00
(ii) Unadjusted advances	:	Rs.0.00
(iii) Total	:	Rs. 7,28,29,806.00

Deputy Registrar (F&A-I)  
25/06

Deputy Registrar (F&A-II)

Deputy Director

Director



**FORM GFR 12A**  
**GENERAL FINANCIAL RULES 2017**  
**Ministry of Finance**  
**Department of Expenditure**

Certified that I have satisfied myself that the conditions on which grants were sanctioned have been duly fulfilled/are being fulfilled and that I have exercised following checks to see that the money has been actually utilized for the purpose for which it was sanctioned:

- 1 The main accounts and other subsidiary accounts and registers (including assets registers) are maintained as prescribed in the relevant Act/Rules/Standing instructions (mention the Act/Rules). The figures depicted above tally with the audited figures mentioned in financial statements/accounts.
- 2 There exist internal controls for safeguarding public funds/assets, watching outcomes and achievements of physical targets against the financial inputs, ensuring quality in asset creation etc. & the periodic evaluation of internal controls is exercised to ensure their effectiveness
- 3 To the best of our knowledge and belief, no transactions have been entered that are in violation of relevant Act/Rules/standing instructions and scheme guidelines
- 4 The responsibilities among the key functionaries for execution of the scheme have been assigned in clear terms and are not general in nature
- 5 The benefits were extended to the intended beneficiaries and only such areas/districts were covered where the scheme was intended to operate.
- 6 The expenditure on various components of the scheme was in the proportions authorized as per the scheme guidelines and terms and conditions of the grants-in-aid
- 7 It has been ensured that the physical and financial performance under **Indian Institute of Technology Kanpur** has been according to the requirements, as prescribed in the guidelines issued by Govt. of India and the performance/targets achieved statement for the year to which the utilization of the funds resulted in outcomes given at Annexure-I duly enclosed.
- 8 The utilization of the funds resulted in outcomes given at Annexure-II duly enclosed (to be formulated by the Ministry/Department concerned as per their requirements/specifications.)
- 9 Details of various schemes executed by the agency through grants-in-aid received from the same Ministry or from other Ministries is enclosed at Annexure-II (to be formulated by the Ministry/Department concerned as per their requirements/specifications).

  
Deputy Registrar (F&A)  
12/5/08

  
Deputy Registrar (F&A)

  
Deputy Director

  
Director

निदेशक Director  
भारतीय प्रौद्योगिकी संस्थान कानपुर  
Indian Institute of Technology Kanpur

FORM GFR 12A  
GENERAL FINANCIAL RULES 2017  
Ministry of Finance  
Department of Expenditure

GFR 12 - A  
[[See Rule 238(1)]]

FORM OF UTILIZATION CERTIFICATE  
FOR INDIAN INSTITUTE OF TECHNOLOGY KANPUR OF THE GRANTEE ORGANIZATION  
FINAL UTILIZATION CERTIFICATE FOR THE YEAR 2021-2022 IN RESPECT OF RECURRING AND NON-RECURRING  
GRANT-IN-AID-GENERAL/SALARIES/CREATION OF CAPITAL ASSETS

- 1 Name of the Scheme : Prime Minister Research Fellowship(PMRF){3268}
- 2 Whether Recurring/Non-Recurring Grants: Recurring Grants
- 3 Grant position of the beginning of the Financial year
- (i) Cash in Hand/ Bank : Rs.1,90,93,531.00
- (ii) Unadjusted advances : Nil
- (iii) Total : Rs.1,90,93,531.00
- 4 Details of grants received, expenditure incurred and closing balances (Actuals)

Unspent Balances of Grants received year	Interest Earned thereon	Interest deposited back to the Government	Grant received during the year 2020-21			Total Available Funds	Expenditure incurred	Grant deposited back to the Government	Closing Balance
			Sanction No.(i)	Date (ii)	Amount (iii)				
1	2	3	4			5 = [1+2+3+4]	6	7	8 = [5-6-7]
19093531.00	0	0			9731250.00	132793531.00	93680031.00	36902061.00	2211439.00
			41-1/2018-TS-I	28.05.2021	2205750.00				
					1038000.00				
					6720967.00				
			41-1/2018-TS-I	29.06.2021	1523419.00				
					716904.00				
					20220000.00				
			41-1/2018-TS-I	17.09.2021	4583200.00				
					2156800.00				
					27085283.00				
			41-1/2018-TS-I	21.12.2021	6139330.00				
					2889097.00				
					17826600.00				
			41-1/2018-TS-I	16.02.2022	3854400.00				
					2409000.00				
			41-1/2018-TS-I	24.03.2022	4600000.00				
			Total		113700000.00				

Component wise utilization of grants:

Grant-in-aid-General(OH-31)	Grant-in-aid-Creation of Capital Assets (OH-35)	Grant-in-aid-Salary(OH-36)	Total
93680031.00	0	0	93680031.00

Details of grants position

- (i) Cash in Hand/ Bank : Rs. 22,11,439.00
- (ii) Unadjusted advances : Rs. 0
- (iii) Total : Rs. 22,11,439.00

Deputy Registrar(F&A-I)

Deputy Registrar(F&A-II)

Deputy Director

Director

निदेशक Director  
भारतीय प्रौद्योगिकी संस्थान कांपुर  
Indian Institute of Technology Kanpur

**FORM GFR 12A**  
**GENERAL FINANCIAL RULES 2017**  
**Ministry of Finance**  
**Department of Expenditure**

Certified that I have satisfied myself that the conditions on which grants were sanctioned have been duly fulfilled/are being fulfilled and that I have exercised following checks to see that the money has been actually utilized for the purpose for which it was sanctioned:

- 1 The main accounts and other subsidiary accounts and registers (including assets registers) are maintained as prescribed in the relevant Act/Rules/Standing instructions (mention the Act/Rules). The figures depicted above tally with the audited figures mentioned in financial statements/accounts.
- 2 There exist internal controls for safeguarding public funds/assets, watching outcomes and achievements of physical targets against the financial inputs, ensuring quality in asset creation etc. & the periodic evaluation of internal controls is exercised to ensure their effectiveness
- 3 To the best of our knowledge and belief, no transactions have been entered that are in violation of relevant Act/Rules/standing instructions and scheme guidelines
- 4 The responsibilities among the key functionaries for execution of the scheme have been assigned in clear terms and are not general in nature
- 5 The benefits were extended to the intended beneficiaries and only such areas/districts were covered where the scheme was intended to operate.
- 6 The expenditure on various components of the scheme was in the proportions authorized as per the scheme guidelines and terms and conditions of the grants-in-aid
- 7 It has been ensured that the physical and financial performance under **Indian Institute of Technology Kanpur** has been according to the requirements, as prescribed in the guidelines issued by Govt. of India ~~and the performance/targets achieved statement for the year to which the utilization of the funds resulted in outcomes given at Annexure-I duly enclosed.~~
- 8 The utilization of the funds resulted in outcomes given at Annexure-II duly enclosed (to be formulated by the Ministry/Department concerned as per their requirements/specifications.)
- 9 Details of various schemes executed by the agency through grants-in-aid received from the same Ministry or from other Ministries is enclosed at Annexure-II (to be formulated by the Ministry/Department concerned as per their requirements/specifications).

Deputy Registrar (F&A)

Deputy Registrar (F&A)

Deputy Director

Director

निदेशक Director  
भारतीय प्रौद्योगिकी संस्थान कानपुर  
Indian Institute of Technology Kanpur

**FORM GFR 12A**  
**GENERAL FINANCIAL RULES 2017**  
**Ministry of Finance**  
**Department of Expenditure**

**GFR 12 - A**  
**[[See Rule 238(1)]]**

**FORM OF UTILIZATION CERTIFICATE**  
**FOR INDIAN INSTITUTE OF TECHNOLOGY KANPUR OF THE GRANTEE ORGANIZATION**

**FINAL UTILIZATION CERTIFICATE FOR THE YEAR 2021-2022 IN RESPECT OF RECURRING AND NON-RECURRING**  
**GRANT-IN-AID-GENERAL/SALARIES/CREATION OF CAPITAL ASSETS**

- 1 Name of the Scheme : ASEAN Fellowship {3840}
- 2 Whether Recurring/Non-Recurring Grants: Recurring Grants
- 3 Grant position of the beginning of the Financial year
- (i) Cash in Hand/ Bank : Rs. 13,00,000.00
- (ii) Unadjusted advances : Rs. Nil
- (iii) Total** : **Rs. 13,00,000.00**
- 4 Details of grants received, expenditure incurred and closing balances (Actuals)

Unspent Balances of Grants received year	Interest Earned thereon	Interest deposited back to the Government	Grant received during the year 2020-21			Total Available funds	Expenditure incurred	Closing Balance
			Sanction No.(i)	Date (ii)	Amount (iii)			
1	2	3	4			5 = [1+2+3+4]	6	7
1300000.00	0	0			0	1300000.00	1116000.00	184000.00
			<b>Total</b>			<b>0</b>		

Component wise utilization of grants:

Grant-in-aid-General (OH-31)	Grant-in-aid-Creation of Capital Assets (OH-35)	Grant-in-aid-Salary (OH-36)	Total
1116000.00	0	0	1116000.00

Details of grants position of the end of the year :

- (i) Cash in Hand/ Bank : Rs. 1,84,000.00
- (ii) Unadjusted advances : Rs.0.00
- (iii) Total** : **Rs. 1,84,000.00**

  
Deputy Registrar(F&A)  
25/06

  
Deputy Registrar(F&A)

  
Deputy Director

  
Director

**FORM GFR 12A**  
**GENERAL FINANCIAL RULES 2017**  
**Ministry of Finance**  
**Department of Expenditure**

Certified that I have satisfied myself that the conditions on which grants were sanctioned have been duly fulfilled/are being fulfilled and that I have exercised following checks to see that the money has been actually utilized for the purpose for which it was sanctioned:

- 1 The main accounts and other subsidiary accounts and registers (including assets registers) are maintained as prescribed in the relevant Act/Rules/Standing instructions (mention the Act/Rules). The figures depicted above tally with the audited figures mentioned in financial statements/accounts.
- 2 There exist internal controls for safeguarding public funds/assets, watching outcomes and achievements of physical targets against the financial inputs, ensuring quality in asset creation etc. & the periodic evaluation of internal controls is exercised to ensure their effectiveness
- 3 To the best of our knowledge and belief, no transactions have been entered that are in violation of relevant Act/Rules/standing instructions and scheme guidelines
- 4 The responsibilities among the key functionaries for execution of the scheme have been assigned in clear terms and are not general in nature
- 5 The benefits were extended to the intended beneficiaries and only such areas/districts were covered where the scheme was intended to operate.
- 6 The expenditure on various components of the scheme was in the proportions authorized as per the scheme guidelines and terms and conditions of the grants-in-aid
- 7 It has been ensured that the physical and financial performance under **Indian Institute of Technology Kanpur** has been according to the requirements, as prescribed in the guidelines issued by Govt. of India and the performance/targets achieved statement for the year to which the utilization of the funds resulted in outcomes given at Annexure-I duly enclosed.
- 8 The utilization of the funds resulted in outcomes given at Annexure-II duly enclosed (to be formulated by the Ministry/Department concerned as per their requirements/specifications.)
- 9 Details of various schemes executed by the agency through grants-in-aid received from the same Ministry or from other Ministries is enclosed at Annexure-II (to be formulated by the Ministry/Department concerned as per their requirements/specifications).

Deputy Registrar(F&A-I)

Deputy Registrar(F&A-II)

Deputy Director

Director

Pages 2 of 2

निदेशक Director  
भारतीय प्रौद्योगिकी संस्थान कानपुर  
Indian Institute of Technology Kanpur

FORM GFR 12A  
GENERAL FINANCIAL RULES 2017  
Ministry of Finance  
Department of Expenditure

GFR 12 - A  
[[See Rule 238(1)]]

FORM OF UTILIZATION CERTIFICATE  
FOR INDIAN INSTITUTE OF TECHNOLOGY KANPUR OF THE GRANTEE ORGANIZATION

FINAL UTILIZATION CERTIFICATE FOR THE YEAR 2021-2022 IN RESPECT OF RECURRING AND NON-RECURRING  
GRANT-IN-AID-GENERAL/SALARIES/CREATION OF CAPITAL ASSETS

- 1 Name of the Scheme : National Initiative for Technology Transfer Including Setting up of Research Parks and Establishment of Council for Industry and Higher Education{9026}
- 2 Whether Recurring/Non-Recurring Grants : Non-Recurring Grants
- 3 Grant position of the beginning of the Financial year
- (i) Cash in Hand/ Bank : Rs. 28,78,80,728.00
- (ii) Unadjusted advances : Nil
- (iii) Total : Rs. 28,78,80,728.00
- 4 Details of grants received, expenditure incurred and closing balances (Actuals)

Unspent Balances of Grants received year	Interest Earned thereon	Interest deposited back to the Government	Grant received during the year 2020-21			Total Available funds	Expenditure incurred	Closing Balance
			Sanction No.(i)	Date (ii)	Amount (iii)			
1	2	3	4			5 = [1+2+3+4]	6	7
287880728.00	0	0			0	287880728.00	100000000.00	187880728.00
					0			
					0			
				Total	0			

Component wise utilization of grants:

Grant-in-aid-General (OH-31)	Grant-in-aid-Creation of Capital Assets (OH-35)	Grant-in-aid-Salary (OH-36)	Total
0	100000000.00	0	100000000.00

Details of grants position of the end of the year :

- (i) Cash in Hand/ Bank : Rs. 18,78,80,728.00
- (ii) Unadjusted advances : Rs.0.00
- (iii) Total : Rs. 18,78,80,728.00

Deputy Registrar (F&A-I)

Deputy Registrar (F&A-II)

Deputy Director

Director

निदेशक Director  
भारतीय प्रौद्योगिकी संस्थान कानपुर  
Indian Institute of Technology Kanpur  
Pages 1 of 2 99

**FORM GFR 12A**  
**GENERAL FINANCIAL RULES 2017**  
**Ministry of Finance**  
**Department of Expenditure**

Certified that I have satisfied myself that the conditions on which grants were sanctioned have been duly fulfilled/are being fulfilled and that I have exercised following checks to see that the money has been actually utilized for the purpose for which it was sanctioned:

- 1 The main accounts and other subsidiary accounts and registers (including assets registers) are maintained as prescribed in the relevant Act/Rules/Standing instructions (mention the Act/Rules). The figures depicted above tally with the audited figures mentioned in financial statements/accounts.
- 2 There exist internal controls for safeguarding public funds/assets, watching outcomes and achievements of physical targets against the financial inputs, ensuring quality in asset creation etc. & the periodic evaluation of internal controls is exercised to ensure their effectiveness
- 3 To the best of our knowledge and belief, no transactions have been entered that are in violation of relevant Act/Rules/standing instructions and scheme guidelines
- 4 The responsibilities among the key functionaries for execution of the scheme have been assigned in clear terms and are not general in nature
- 5 The benefits were extended to the intended beneficiaries and only such areas/districts were covered where the scheme was intended to operate.
- 6 The expenditure on various components of the scheme was in the proportions authorized as per the scheme guidelines and terms and conditions of the grants-in-aid
- 7 It has been ensured that the physical and financial performance under **Indian Institute of Technology Kanpur** has been according to the requirements, as prescribed in the guidelines issued by Govt. of India and the performance/targets achieved statement for the year to which the utilization of the funds resulted in outcomes given at Annexure-I duly enclosed.
- 8 The utilization of the funds resulted in outcomes given at Annexure-II duly enclosed (to be formulated by the Ministry/Department concerned as per their requirements/specifications.)
- 9 Details of various schemes executed by the agency through grants-in-aid received from the same Ministry or from other Ministries is enclosed at Annexure-II (to be formulated by the Ministry/Department concerned as per their requirements/specifications).

Deputy Registrar(F&A)

Deputy Registrar(F&A)

Deputy Director

Director

निदेशक Director  
भारतीय प्रौद्योगिकी संस्थान कानपुर  
Indian Institute of Technology Kanpur

Pages 2 of 2

**INDIAN INSTITUTE OF TECHNOLOGY KANPUR**  
**DETAILS OF UTILIZATION OF REVENUE GRANTS DURING THE FINANCIAL YEAR 2021-22**

PARTICULARS	SALARY	PENSION	SCHOLARSHIP	NON SALARY	HEFA INT	P M RESEARCH	TOTAL
GRANT RECEIVED	2,56,45,00,000	89,90,46,968	77,53,39,981	1,09,99,13,051	10,46,62,823	7,67,97,939	5,52,02,60,762
ADD: OPENING BALANCE 01.04.2021	2,51,03,908	-	-	3,22,18,284	15,57,285	1,90,93,531	7,79,73,008
	2,58,96,03,908	89,90,46,968	77,53,39,981	1,13,21,31,335	10,62,20,108	9,58,91,470	5,59,82,33,770
ADD: INTERNAL INCOME	3,36,23,021	-	-	6,77,16,373	-	-	10,13,39,394
LESS: UTILIZED-NON PLAN	2,62,32,26,929	89,90,46,968	77,53,39,981	1,19,98,47,708	8,19,39,659	9,36,80,031	5,67,30,81,276
CLOSING BALANCE 31.03.2022	-	-	-	-	2,42,80,449	22,11,439	2,64,91,888

PARTICULARS	PENSION	
GRANT RECEIVED		89,90,46,968
PENSION PAID SCH 13A	90,59,89,839	
LESS: CONTRIBUTION RECEIVED SCH 13A	69,42,871	89,90,46,968
NET UTILIZATION OF REVENUE GRANT		-

PARTICULARS	SALARY	
GRANT RECEIVED		2,56,45,00,000
INTERNAL INCOME		3,36,23,021
SALARY PAID SCH 13	3,87,81,38,619	
LESS: PROVISION SCH 13	1,51,46,17,248	
	2,36,35,21,371	
ADD: NPS CONTRIBUTION SCH 13A	14,44,03,476	
ADD: GRATUITY SCH 13A	5,67,28,000	
ADD: LEAVE SCH 13A	5,89,52,416	
	2,62,36,05,263	
CURRENT YEAR LIABILITIES		
LESS: EXPENSES PAYABLE	3,78,334	2,62,32,26,929
NET UTILIZATION OF REVENUE GRANT		-2,51,03,908

PARTICULARS	HEFA INTEREST	
GRANT RECEIVED		10,46,62,823
HEFA INTEREST SCH 18	11,01,09,029	
CURRENT YEAR LIABILITIES		
LESS: INTEREST PAYABLE	2,81,69,370	8,19,39,659
NET UTILIZATION OF REVENUE GRANT		2,27,23,164

PARTICULARS	NON SALARY	
GRANT RECEIVED		1,09,99,13,051
ACADEMIC RECEIPTS SCH 7	58,06,47,484	
LESS: INCOME TRF TO SALARY	3,36,23,021	
LESS: RECEIPTS RETAINED FOR HEFA	16,46,40,357	
INCOME FROM INVESTMENTS SCH 9	6,62,14,402	
LESS: CURRENT YEAR ACCRUED INT	2,29,06,811	
INTEREST EARNED SCH 10	2,02,26,554	
LESS: CURRENT YEAR ACCRUED INT	19,81,843	
PRIOR PERIOD INCOME SCH 12	2,84,455	
OTHER INCOME SCH 11	55,28,35,092	
LESS: CURRENT YEAR SUNDRY DEBTORS	25,53,194	
LESS: PROVISION SCH 11	35,54,86,388	
LESS: REPAYMENT OF HEFA LOAN	57,13,00,000	6,77,16,373
		1,16,76,29,424
ACADEMIC EXPENSES SCH 14	1,09,10,44,738	
LESS: SCHOLARSHIP SCH 14	77,53,39,981	
LESS: TRF TO P M RESEARCH SCH 14	9,12,29,914	
ADMINISTRATIVE EXPENSES SCH 15	44,73,74,369	
REPAIRS & MAINTENANCE SCH 17	47,89,21,770	
OTHER EXPENSES SCH 19	4,66,27,015	
PRIOR PERIOD EXPENSES SCH 20	77,973	
FINANCE COSTS SCH 18	11,03,12,748	
LESS: TRF TO HEFA INT SCH 18	11,01,09,029	
ADD: CURRENT YEAR NON INT ADV	70,55,097	
	1,20,47,34,786	
CURRENT YEAR LIABILITIES		
LESS: SUNDRY CREDITORS	48,87,078	1,19,98,47,708
NET UTILIZATION OF REVENUE GRANT		-3,22,18,284



**INDIAN INSTITUTE OF TECHNOLOGY KANPUR**  
**DETAILS OF UTILIZATION OF CAPITAL GRANTS DURING THE FINANCIAL YEAR 2021-22**

PARTICULARS	PLAN	SCI & TECH PARK	HEFA LOAN
OPENING BALANCE	4,14,01,288	28,78,80,828	-
GRANT RECEIVED	62,49,00,000	-	-
ADD: INTERNAL RECEIPTS	-	-	57,13,00,000
	66,63,01,288	28,78,80,828	57,13,00,000
LESS: UTILIZED	61,77,51,931	10,00,00,000	57,13,00,000
BALANCE 31.03.2022	4,85,49,357	18,78,80,828	-

UTILIZATION OF CAPITAL GRANT			
<b>TOTAL CAPITAL EXPENDITURE AS PER SCHEDULE 4A</b>	4,65,06,70,383		SCH 4A
LESS: ADDITION THROUGH HEFA	62,55,57,473		
LESS: DONATED BOOKS	6,69,848		SCH 4A
LESS: ADDITION THROUGH P M RESEARCH	24,50,117		
LESS: WIP AGAINST HEFA / OTHERS	1,08,83,05,439	<b>2,93,36,87,506</b>	IWD SCH A
ADD: C.Y.ADVANCES			
P-04A	59,83,367		SCH 8
P-04B	1,66,73,798		SCH 8
P-04D	1,82,020		SCH 8
P-15	7,00,00,000		SCH 8
P-21	10,31,64,947		
ADVANCE TO IIT BANGALORE	1,90,00,000		SCH 8
ADVANCE FOR PRE ENGINEERED BUILDING	19,99,904		
SECURED CIVIL	1,46,25,126		SCH 8
SECURED ELECTRICITY	3,44,08,269	26,60,37,431	SCH 8
		3,19,97,24,937	
LESS: P Y ADVANCES			
P-04A	11,35,97,074		SCH 8
P-04B	1,65,94,564		SCH 8
P-04C	35,52,059		SCH 8
P-04D	2,14,39,489		SCH 8
P-04E	62,43,975		SCH 8
P-1Q	5,89,600		SCH 8
P-07	2,28,26,810		SCH 8
P-15	7,00,00,000		SCH 8
P-21	22,26,61,512		SCH 8
P-08A	1,15,83,000		SCH 8
ADVANCE FOR HEFA PROJECT	3,27,80,000		SCH 8
ADVANCE FOR AUGMENTATION	16,99,200		SCH 8
ADVANCE TO IIT BANGALORE	1,60,00,000		SCH 8
ADVANCE FOR PRE ENGINEERED BUILDING	19,99,904		
SECURED CIVIL	1,32,89,908		SCH 8
SECURED ELECTRICITY	3,12,18,535	58,60,75,630	SCH 8
		2,61,36,49,307	
LESS:			
P Y CWIP (IWD)	1,99,41,93,099		SCH 4A
P Y STOCK (IWD)	28,93,522	1,99,70,86,621	SCH 7
		61,65,62,686	
ADD: C Y STOCK (IWD)		11,89,245	SCH 7
<b>NET UTILIZATION OF CAPITAL GRANT</b>		<b>61,77,51,931</b>	

**INDIAN INSTITUTE OF TECHNOLOGY KANPUR****ACCOUNT - II****BALANCE SHEET AS AT 31ST MARCH'2022****(AMOUNT-')**

<b>SOURCES OF FUNDS</b>	<b>SCHEDULE</b>	<b>CURRENT YEAR 31.03.2022</b>	<b>PREVIOUS YEAR 31.03.2021</b>
CORPUS FUND	<b>A</b>	2,65,23,96,874	2,59,48,60,202
DESIGNATED/ EARMARKED/ ENDOWMENT FUND		-	
CREDIT BALANCE IN PROJECTS	<b>B</b>	4,26,17,40,729	3,52,89,81,738
CURRENT LIABILITIES & PROVISIONS	<b>B</b>	9,67,07,944	3,75,49,757
<b>TOTAL</b>		<b>7,01,08,45,547</b>	<b>6,16,13,91,697</b>
<b>APPLICATION OF FUNDS</b>	<b>SCHEDULE</b>	<b>CURRENT YEAR 31.03.2022</b>	<b>PREVIOUS YEAR 31.03.2021</b>
<b>FIXED ASSETS</b>	<b>C</b>		
TANGIBLE ASSETS		2,61,70,37,700	2,57,82,13,515
INTANGIBLE ASSETS		1,81,40,181	
<b>CURRENT ASSETS</b>	<b>D</b>		
<b>TERM DEPOSITS WITH SCHEDULE BANKS</b>		3,18,91,14,500	1,64,90,00,000
<b>RECEIVABLE FROM OTHER UNITS</b>			
Receivable from Account I		1,71,000	1,14,75,435
Receivable from Endowment		2,69,37,057	32,15,370
Receivable from Endowment Pension Fund		86,90,287	86,90,287
<b>DEBIT BALANCE IN PROJECTS</b>		58,39,23,496	45,49,10,564
<b>CASH &amp; BANK BALANCES</b>			
State Bank of India		30,45,46,936	87,54,92,890
Union Bank of India		5,62,97,049	48,44,27,287
<b>LOANS, ADVANCES &amp; DEPOSITS</b>	<b>E</b>		
Project Advances - Non Recurring		18,09,31,496	7,57,58,200
Project Advances - Recurring		1,52,83,685	1,03,49,649
Loan to SIDBI Incubatees		96,55,941	96,55,941
Staff Advances		1,16,218	2,02,559
<b>TOTAL</b>		<b>7,01,08,45,547</b>	<b>6,16,13,91,697</b>

**INDIAN INSTITUTE OF TECHNOLOGY KANPUR**

**ACCOUNT-II**

**INCOME & EXPENDITURE ACCOUNT FOR THE YEAR ENDED 31ST MARCH 2022**

(AMOUNT-`)

PARTICULARS	SCHEDULE NO.	CURRENT YEAR 31.03.2022	PREVIOUS YEAR 31.03.2021
<b>INCOME</b>			
Grants/ Subsidies	<b>G</b>	2,48,82,36,285.00	2,93,17,68,395.00
Other Income		-	3,15,98,427.00
Deffered Revenue Income (Depriciation)		32,60,78,072.55	38,19,87,845.00
<b>TOTAL (1)</b>		<b>2,81,43,14,357.55</b>	<b>3,34,53,54,667.00</b>
<b>EXPENDITURE</b>			
Staff Payments & Benefits (Establishment Expenses)	<b>H</b>	76,49,23,400.00	1,81,47,823.00
<b>Consumable various Projects</b>			
Academic Expenses	<b>I</b>	81,44,603.00	
Administrative & General Expenses	<b>J</b>	74,81,66,985.50	2,14,75,22,296.00
Repairs & Maintenance	<b>K</b>	49,73,456.00	
Refund to Agencies			1,46,47,369.00
Depreciation		32,60,78,072.55	38,19,87,845.00
<b>TOTAL (2)</b>		<b>1,85,22,86,517.05</b>	<b>2,56,23,05,333.00</b>
<b>BALANCE BEING EXCESS OF INCOME OVER EXPENDITURE(1-2)</b>		<b>96,20,27,840.50</b>	<b>78,30,49,334.00</b>
LESS: Transfer to Capital Fund		40,93,01,243.00	71,09,85,208.00
<b>BALANCE BEING SURPLUS (DEFICIT) CARRIED TO PROJECT BALANCE</b>		<b>55,27,26,597.50</b>	<b>7,20,64,126.00</b>

**INDIAN INSTITUTE OF TECHNOLOGY - KANPUR**

**ACCOUNT - II**

**RECEIPT AND PAYMENT ACCOUNT FOR THE YEAR ENDED 31ST MARCH 2022**

RECEIPTS	AMOUNT-- (RS.)	CURRENT YEAR 31.03.2022	PREVIOUS YEAR 31.03.2021	PAYMENTS	AMOUNT-- (RS.)	CURRENT YEAR 31.03.2022	PREVIOUS YEAR 31.03.2021
<b>OPENING BALANCES</b>				<b>EXPENSES</b>			
Current Account - SBI	291135437.00		793672161.00	(a) Establishment Expenses	773606963.00		
Saving Bank Accounts - SBI & UBI	1068784740.00	1359920177.00		(b) Academic Expenses	8947547.00		
				(c) Administrative Expenses	703053970.50		
<b>GRANTS RECEIVED</b>				(d) Transportation Expenses	0.00		
From Government of India	1886154831.00		1547150701.00	(e) Repairs & Maintenance	4312956.00		
From State Government	38584283.00		109887117.00	(f) Prior Period expenses	0.00	1489921436.50	2357595353.00
From Industries/Other	906933983.00	2831673097.00	1276669546.00				
				<b>EXPENDITURE ON FIXED ASSETS &amp; CAPITAL WIP</b>			
Terms Deposits with Schedule Banks encashed		1649000000.00	2725000000.00	(a) Fixed Assets	373141263.00		
				(b) Capital WIP	0.00	373141263.00	60,99,43,578.00
Other Incomes (including prior period incomes)		0.00		Other Payments including Statutory Payments		103021860.00	
Deposits & Advances		22156154.00		Refund of Grants		354215802.00	1,46,47,369.00
Miscellaneous Receipts including Statutory Receipts		72777371.00		Terms Deposits with Schedule Banks Deposits & Advances		3189114500.00	2,29,00,00,000.00
Any other Receipts		1358266923.99	226357902.00	(a) Recurring	141351161.00		47,00,529.00
				(b) Non- Recurring	12399385.00	153750546.00	4,19,30,421.00
				Other Payments		1269784330.00	
				<b>CLOSING BALANCE</b>			
				Current Account - SBI	118265188.00		1,35,99,20,177.00
				Saving Bank Accounts - SBI & UBI	242578797.49	360843985.49	
<b>TOTAL</b>		<b>7293793722.99</b>	<b>6678737427.00</b>	<b>TOTAL</b>		<b>7293793722.99</b>	<b>6678737427.00</b>

# INDIAN INSTITUTE OF TECHNOLOGY KANPUR

## PROJECTS' ACCOUNT

CASH FLOW FOR THE YEAR ENDED 31st MARCH 2022

### CASH FLOW FROM OPERATING ACTIVITIES

	1,88,61,54,831
	3,85,84,283
	90,69,33,983
	2,21,56,154
	7,27,77,371
	<u>1,35,82,66,924</u>
	<b>4,28,48,73,546</b>
Less:	
Establishment Expenses	77,36,06,963
Academic Expenses	89,47,547
Administrative Expenses	70,30,53,971
Repairs & Maintenance	43,12,956
Other Payments including Statutory Payments	10,30,21,860
Refund of Grants	35,42,15,802
Purchase of Non-Consumable Items (Equipment, Furniture, Patents, Books, etc.)	37,31,41,263
Payment for Non-Consumable (Advances)	1,23,99,385
Payment for Consumable (Advances)	14,13,51,161
Other Payments	<u>1,26,97,84,330</u>
<b>Net Cash Flow from Operating Activities</b>	<b><u>54,10,38,308</u></b>

### CASH FLOW FROM INVESTING ACTIVITIES

	1,64,90,00,000
Less:	
Terms Deposits with Schedule Banks made	<u>3,18,91,14,500</u>
<b>Net Cash Flow from Investing Activities</b>	<b><u>-1,54,01,14,500</u></b>

### CASH FLOW FROM FINANCING ACTIVITIES

	-
Less:	
Cash Payments	<u>-</u>
<b>Net Cash Flow from Financing Activities</b>	<b><u>-</u></b>

<b>NET INCREASE IN CASH</b>	<b><u>-99,90,76,192</u></b>
-----------------------------	-----------------------------

	36,08,43,985
Less:	
Opening Cash Balance as on 01.04.2021	<u>1,35,99,20,177</u>
<b>NET INCREASE IN CASH</b>	<b><u>-99,90,76,192</u></b>

**INDIAN INSTITUTE OF TECHNOLOGY KANPUR**  
**ACCOUNT - II**  
**SCHEDULE FORMING PART OF BALANCE SHEET**  
**AS AT 31ST MARCH'2022**

**SCHEDULE - 'A'**

**SCHEDULE OF CORPUS FUND AS AT 31ST MARCH'2022**

PARTICULARS	(AMOUNT-`)
Opening Balance as at 01.04.2021	2,59,48,60,202.00
Add: Fixed Assets Capitalised during the year (As per SCHEDULE C-1)	40,93,01,243.00
	<b>3,00,41,61,445.00</b>
Less: Reversal of Previous Year Fixed Assets Capitalized	30,27,994.00
	<b>3,00,11,33,451.00</b>
Add: PO 208 & 1139 of 2020-21 Capitalized during the year	4,99,720.00
	<b>3,00,16,33,171.00</b>
Add: Previous Year Cr. Balance in Non Recurring Advances Adjusted	5,72,305.00
	<b>3,00,22,05,476.00</b>
Less: Previous year Adjustment (Reversal of Assets capitalised out of Initiation Grant)	1,96,49,872.00
	<b>2,98,25,55,604.00</b>
Less: Equipment written off	67,93,596.86
	<b>2,97,57,62,007.14</b>
Less: Depreciation for the year	32,60,78,072.55
	<b>2,64,96,83,934.59</b>
Add: Adjust. In P.Y. Depreciation	27,12,939.00
<b>TOTAL</b>	<b>2,65,23,96,873.59</b>

**INDIAN INSTITUTE OF TECHNOLOGY KANPUR**  
**ACCOUNT - II**  
**SCHEDULE FORMING PART OF BALANCE SHEET**  
**AS AT 31ST MARCH'2022**

**SCHEDULE - B**

**SCHEDULE OF CURRENT LIABILITIES & PROVISIONS AS AT 31ST MARCH'2022**

PARTICULARS	SCHEDULE	(AMOUNT-`)
Credit Balances In Project Accounts	B-1	4,26,17,40,729.00
Statutory Liabilities	B-2	90,58,601.00
Current Liabilities & Provisions	B-3	8,76,49,343.00
<b>TOTAL</b>		<b>4,35,84,48,673.00</b>

INDIAN INSTITUTE OF TECHNOLOGY KANPUR

ACCOUNT - II

SCHEDULE FORMING PART OF BALANCE SHEET

AS AT 31ST MARCH'2022

SCHEDULE - B-1

SUMMARY CREDIT BALANCES IN PROJECT ACCOUNTS FOR THE YEAR ENDED 31ST

MARCH'2022

PROJECT TYPE	CREDIT BALANCE
CNF	42567002
CON	179060473
DON	76416
DPA	538591594
DUM	51056000
EMF	29738
EMS	4004750
END	8015515
EXF	4787543
FLW	124115483
IMP	28182093
INI	32725546
INS	35778987
LDA	274453383
MIS	88220798
OTH	71164209
PA	239448
PDA	190238678
RND	497775467
SIA	672744
SPO	2031460766
SPS	4835967
SWS	25000
TA	493419
THM	125552
TNR	7052344
TRF	42777281
TRO	11133
TSF	3203400
TOTAL	4261740729



**INDIAN INSTITUTE OF TECHNOLOGY KANPUR**

**ACCOUNT - II**

**SCHEDULE FORMING PART OF BALANCE SHEET**

**AS AT 31ST MARCH'2022**

**SCHEDULE - B-2**

**SCHEDULE OF STATUTORY LIABILITIES AS AT 31ST MARCH'2022**

PARTICULARS	(AMOUNT-`)
Income Tax Payable	2,86,100.00
CPF Payable to Account-I	1,23,266.00
Gst Payable	86,49,235.00
<b>TOTAL</b>	<b>90,58,601.00</b>

**SCHEDULE - B-3**

**SCHEDULE OF CURRENT LIABILITIES & PROVISIONS AS AT 31ST MARCH'2022**

PARTICULARS	(AMOUNT-`)
Sundry Creditors for Fixed Assets (PO) - SCHEDULE B-4	3,79,87,124.00
Sundry Creditors for Goods & Services - SCHEDULE B-5	57,61,523.00
Salary Payable (March'2022)	2,70,22,026.00
Deductions Against Salary Payable (March'2022)	3,90,962.00
Liability Against C Ganga Space Building Project	1,50,00,000.00
Liability Against Cancelled Cheques	83,788.00
Security Refundable	6,33,882.00
Liability Against PDA (Balance in Bank Accounts)	4,58,538.00
Caution Money Refundable	3,11,500.00
<b>TOTAL</b>	<b>8,76,49,343.00</b>

**INDIAN INSTITUTE OF TECHNOLOGY KANPUR****ACCOUNT - II****SCHEDULE B-4****SCHEDULE OF SUNDRY CREDITORS FOR FIXED ASSETS (PO) AS ON 31ST MARCH' 2022****AMOUNT-'**

<b>PO NO</b>	<b>PO DATE</b>	<b>IR NO</b>	<b>IR DATE</b>	<b>PROJ NO.</b>	<b>ASSET TYPE</b>	<b>PO VALUE</b>
P/CHE/RD/2021-2022/2/69	28-Jun-21	I/RD/2021-2022/382	11-Oct-21	2020410	TAN9	126525
P/CHE/RD/2021-2022/1/71	28-Jun-21	I/RD/2021-2022/383	11-Oct-21	2020410	TAN9	203175
P/MSE/RD/2021-2022/4/78	01-Jul-21	I/RD/2021-2022/434	02-Nov-21	2019110	TAN9	249900
P/CE/RD/2021-2022/9/176	06-Aug-21	I/RD/2021-2022/566	29-Dec-21	2015036	TAN9	236700
P/IME/RD/2021-2022/6/419	03-Nov-21	I/RD/2021-2022/561	29-Dec-21	2017369	TAN9	177995
P/ACMS/RD/2021-2022/3/434	10-Nov-21	I/RD/2021-2022/588	06-Jan-22	2016363	TAN9	217047
P/CESE/RD/2021-2022/4/431	10-Nov-21	I/RD/2021-2022/552	24-Dec-21	2020344	TAN9	450000
P/CSE/RD/2021-2022/22/482	24-Nov-21	I/RD/2021-2022/579	04-Jan-22	2018274	TAN9	353990
P/ME/RD/2021-2022/51/536	08-Dec-21	I/RD/2021-2022/514	10-Dec-21	2019252	TAN12	88650
P/PHY/RD/2021-2022/36/662	12-Jan-22	I/RD/2021-2022/797	07-Mar-22	2019050	TAN9	1226873
P/BSBE/RD/2021-2022/89/670	17-Jan-22	I/RD/2021-2022/739	21-Feb-22	2021198	TAN9	129990
P/CE/RD/2021-2022/36/675	19-Jan-22	I/RD/2021-2022/792	07-Mar-22	2014274	TAN9	120750
P/CSE/RD/2021-2022/28/680	21-Jan-22	I/RD/2021-2022/723	17-Feb-22	2019292	TAN9	1661307
P/CE/RD/2021-2022/37/689	25-Jan-22	I/RD/2021-2022/765	28-Feb-22	20080003	TAN9	702259
P/NWTF/RD/2021-2022/7/711	31-Jan-22	I/RD/2021-2022/811	09-Mar-22	19990224	TAN9	299610
P/ME/RD/2021-2022/58/710	31-Jan-22	I/RD/2021-2022/714	17-Feb-22	2018437	TAN12	124800
P/ME/RD/2021-2022/57/709	31-Jan-22	I/RD/2021-2022/898	30-Mar-22	2021189	TAN9	349000
P/MTC/RD/2021-2022/2/723	02-Feb-22	I/RD/2021-2022/870	25-Mar-22	TSA21001	TAN9	427000
P/MATH/RD/2021-2022/18/722	02-Feb-22	I/RD/2021-2022/862	23-Mar-22	2021295	TAN12	85566
P/CE/RD/2021-2022/40/733	04-Feb-22	I/RD/2021-2022/740	21-Feb-22	2019317	TAN9	91990
P/AE/RD/2021-2022/44/737	05-Feb-22	I/RD/2021-2022/869	24-Mar-22	2018569	TAN9	38858
P/AE/RD/2021-2022/43/736	05-Feb-22	I/RD/2021-2022/717	17-Feb-22	2019465	TAN9	276974
P/PHY/RD/2021-2022/43/738	05-Feb-22	I/RD/2021-2022/766	28-Feb-22	2020356	TAN12	131100
P/DORA/RD/2021-2022/8/753	08-Feb-22	I/RD/2021-2022/844	16-Mar-22	20070124	TAN9	114991
P/PHY/RD/2021-2022/41/751	08-Feb-22	I/RD/2021-2022/783	04-Mar-22	2014225	TAN9	129900
P/EE/RD/2021-2022/92/767	09-Feb-22	I/RD/2021-2022/815	10-Mar-22	2020058	TAN9	855750
P/EE/RD/2021-2022/79/768	09-Feb-22	I/RD/2021-2022/816	10-Mar-22	2020058	TAN9	708000
P/EE/RD/2021-2022/100/759	09-Feb-22	I/RD/2021-2022/837	15-Mar-22	2021096	TAN12	143975
P/ME/RD/2021-2022/63/783	12-Feb-22	I/RD/2021-2022/897	30-Mar-22	2021189	TAN9	398580
P/MSE/RD/2021-2022/38/811	18-Feb-22	I/RD/2021-2022/895	30-Mar-22	2019546	TAN9	107100

**INDIAN INSTITUTE OF TECHNOLOGY KANPUR****ACCOUNT - II****SCHEDULE B-4****SCHEDULE OF SUNDRY CREDITORS FOR FIXED ASSETS (PO) AS ON 31ST MARCH' 2022****AMOUNT-`**

PO NO	PO DATE	IR NO	IR DATE	PROJ NO.	ASSET TYPE	PO VALUE
P/MSE/RD/2021-2022/40/821	19-Feb-22	I/RD/2021-2022/785	04-Mar-22	2018490	TAN9	356000
P/CSE/RD/2021-2022/40/819	19-Feb-22	I/RD/2021-2022/881	29-Mar-22	2017518	TAN9	2388288
P/AE/RD/2021-2022/47/822	19-Feb-22	I/RD/2021-2022/878	28-Mar-22	2021254	TAN9	708610
P/CSE/RD/2021-2022/43/915	20-Feb-22	I/RD/2021-2022/880	29-Mar-22	2017477	TAN9	820631
P/MATH/RD/2021-2022/20/844	23-Feb-22	I/RD/2021-2022/827	14-Mar-22	2019456	TAN9	124950
P/PHY/RD/2021-2022/46/851	23-Feb-22	I/RD/2021-2022/772	02-Mar-22	2014225	Computer	92500
P/BSBE/RD/2021-2022/124/830	23-Feb-22	I/RD/2021-2022/901	31-Mar-22	2021198	TAN9	550000
P/CE/RD/2021-2022/41/835	23-Feb-22	I/RD/2021-2022/899	31-Mar-22	2020429	TAN9	246320
P/CHE/RD/2021-2022/44/848	23-Feb-22	I/RD/2021-2022/779	03-Mar-22	2020410	TAN12	219780
P/CHE/RD/2021-2022/45/864	26-Feb-22	I/RD/2021-2022/848	17-Mar-22	2020410	TAN12	647172
P/EE/RD/2021-2022/110/871	28-Feb-22	I/RD/2021-2022/830	14-Mar-22	2017284	Computer	64200
P/MATH/RD/2021-2022/22/876	02-Mar-22	I/RD/2021-2022/868	24-Mar-22	2021259	TAN9	92474
P/EE/RD/2021-2022/117/913	04-Mar-22	I/RD/2021-2022/831	14-Mar-22	2021389	TAN9	75450
P/SCDT/RD/2021-2022/38/912	04-Mar-22	I/RD/2021-2022/813	09-Mar-22	2014294B	TAN9	415710
P/PHY/RD/2021-2022/52/893	05-Mar-22	I/RD/2021-2022/887	29-Mar-22	2021281	TAN9	197000
P/CE/RD/2021-2022/50/902	05-Mar-22	I/RD/2021-2022/823	11-Mar-22	2021032	TAN9	393750
P/MSE/RD/2021-2022/46/914	05-Mar-22	I/RD/2021-2022/807	09-Mar-22	2018490	TAN9	156000
P/CHM/RD/2021-2022/60/897	05-Mar-22	I/RD/2021-2022/872	25-Mar-22	2021262	TAN9	1365000
P/CSE/RD/2021-2022/44/924	09-Mar-22	I/RD/2021-2022/879	29-Mar-22	2020423	TAN9	2487814
P/CE/RD/2021-2022/53/925	09-Mar-22	I/RD/2021-2022/845	17-Mar-22	20100124	TAN9	82789
P/BSBE/RD/2021-2022/132/934	09-Mar-22	I/RD/2021-2022/866	23-Mar-22	2021130	TAN9	102795
P/CE/RD/2021-2022/55/939	12-Mar-22	I/RD/2021-2022/860	22-Mar-22	2021249	TAN9	388000
P/ME/RD/2021-2022/75/940	14-Mar-22	I/RD/2021-2022/884	29-Mar-22	2021145	TAN9	2141423
P/ES/RD/2021-2022/18/948	15-Mar-22	I/RD/2021-2022/889	30-Mar-22	2017238	TAN9	649845
P/MSE/RD/2021-2022/52/1004	16-Mar-22	I/RD/2021-2022/894	30-Mar-22	2021076	TAN9	217080
P/CE/RD/2021-2022/60/954	16-Mar-22	I/RD/2021-2022/846	17-Mar-22	2016408G	TAN9	165578
P/MD/RD/2021-2022/1/963	19-Mar-22	I/RD/2021-2022/855	21-Mar-22	TSA21001	TAN12	124800
P/SEE/RD/2021-2022/11/984	21-Mar-22	I/RD/2021-2022/883	29-Mar-22	2021341	Computer	94900
P/EE/RD/2021-2022/127/1009	25-Mar-22	I/RD/2021-2022/891	30-Mar-22	2021153	TAN13	148500
P/ME/RD/2021-2022/86/1012	25-Mar-22	I/RD/2021-2022/896	30-Mar-22	2016408Z	TAN9	48660

**INDIAN INSTITUTE OF TECHNOLOGY KANPUR**

**ACCOUNT - II**

**SCHEDULE B-4**

**SCHEDULE OF SUNDRY CREDITORS FOR FIXED ASSETS (PO) AS ON 31ST MARCH' 2022**

**AMOUNT-'**

<b>PO NO</b>	<b>PO DATE</b>	<b>IR NO</b>	<b>IR DATE</b>	<b>PROJ NO.</b>	<b>ASSET TYPE</b>	<b>PO VALUE</b>
P/ME/RD/2021-2022/91/1027	29-Mar-22	I/RD/2021-2022/892	30-Mar-22	2021269	TAN9	160000
P/IMP/2021-22/LTA-671	23-Dec-21	I/2021-2022/176	29-03-2022	BIO	TAN9	217674
P/IMP/2021-22/LTA-674	18-Jan-22	I/2021-2022/167	22-03-2022	2021052	TAN9	1217062
P/IMP/2021-22/LTA-675	02-Feb-22	I/2021-2022/154	03-02-2022	2020323	TAN9	131824
P/IMP/2021-22/NC-3797	16-Feb-22	I/2022-2023/10	04-11-2022	2021198	TAN9	2851200
P/IMP/2021-22/NC-3798	16-Feb-22	I/2022-2023/11	04-11-2022	2021198	TAN9	3249400
P/IMP/2021-22/NC-3802	21-Feb-22	I/2022-2023/1	04-01-2022	2021198	TAN9	1771000
P/IMP/2021-22/LTA-682	04-Mar-22	I/2021-2022/166	14-03-2022	2021020	INTAN2	2594592
<b>TOTAL</b>						<b>37987124</b>

**INDIAN INSTITUTE OF TECHNOLOGY KANPUR**

**ACCOUNT - II**

**SCHEDULE B-5**

**SCHEDULE OF SUNDRY CREDITORS FOR GOODS & SERVICES AS ON 31ST MARCH' 2022**

**AMOUNT-'**

VR. NO.	VR. DATE	PARTY NAME	BUDGET	PROJECT NO.	BILL NO.	BILL DATE	INVOICE VALUE
1606	21-04-2022	Sigma Aldrich Chemicals Pvt Ltd	CONS	2019444	KA21410118070	24-11-2021	405030.00
1936	25-04-2022	Adfactors Pr Pvt Ltd	CONS	9009	MAH27-2122-9914	01-03-2022	300000.00
4267	18-05-2022	Hiten Techno Products Corporation	CONS	2020041	4238/21-22	21-03-2022	312630.00
2392	28-04-2022	Prakash Freight Movers Limited	CONS	2021429	I-00020,BS-00016	07-04-2022	295097.00
350	06-04-2022	Future Oriented Research Conferences	CONTG	2014387	FORCE220101	28-11-2021	441600.00
627	08-04-2022	Omega Biotech	CONS	2020127	OB/2021-22/1044	15-03-2022	261660.00
530	08-04-2022	Omega Biotech	CONS	2021040	OB/2021-22/971	04-03-2022	302452.00
898	13-04-2022	Dharmendra Srivastava & Associates	CONS	9009	GST/2021-22/0303 & 0304	25-03-2022	193520.00
727	11-04-2022	Omega Biotech	CONS	2020127	OB/2021-22/1084	23-03-2022	260610.00
1181	18-04-2022	Thermo Fisher Scientific India Pvt Ltd	CONS	2018382/2018336/ 2021073/20090148	9240403562	29-03-2022	532394.00
1308	19-04-2022	Vias India Pvt. Ltd.	MAINT	2021080/2018579	INV-2022002	09-02-2022	661500.00
590	08-04-2022	Propress Instrumentation And Solutions Pvt Ltd	OTHERS	2019252	16	23-02-2022	1390000.00
1606	21-04-2022	Sigma Aldrich Chemicals Pvt Ltd	CONS	2019444	KA21410118070	24-11-2021	405030.00
<b>TOTAL</b>							<b>5761523.00</b>

**INDIAN INSTITUTE OF TECHNOLOGY KANPUR**  
**ACCOUNT - II**  
**SCHEDULE FORMING PART OF BALANCE SHEET**

**SCHEDULE - 'C'**

**SCHEDULE OF FIXED ASSETS AS AT 31ST MARCH'2022**

PARTICULARS	(AMOUNT-`)
Opening Balance as at 01.04.2021	2,57,82,13,515.00
Add: Additions during the year (SCHEDULE C-1)	40,93,01,243.00
	<b>2,98,75,14,758.00</b>
Add: PO 208 & 1139 of 2020-21 Capitalized during the year (Corpus Fund)	4,99,720.00
	<b>2,98,80,14,478.00</b>
Less : Reversal of Previous Year Fixed Assets Capitalized (Corpus Fund)	30,27,994.00
	<b>2,98,49,86,484.00</b>
Less: Previous Year Adjustment (Reversal of Fixed Assets capitalised out of Initiation Grant & Asset w/off)	2,64,43,469.00
	<b>2,95,85,43,015.00</b>
Less : Current Year Depreciation	32,60,78,072.55
	<b>2,63,24,64,942.45</b>
Add: Adjust. In P.Y.Depreciation	27,12,939.00
<b>TOTAL</b>	<b>2,63,51,77,881.45</b>

**INDIAN INSTITUTE OF TECHNOLOGY KANPUR**

**ACCOUNT - II**

**SCHEDULE C-1**

**SCHEDULE OF FIXED ASSETS AS AT 31ST MARCH' 2022**

**AMOUNT-**

S.N.	PARTICULARS	GROSS BLOCK				DEPRECIATION			W.D.V. 31.03.22	W.D.V. 31.03.21
		OPENING BALANCE 01.04.2021	ADDITIONS	SALE/ ADJ./W/O/ REFUND	GROSS BLOCK 31.03.22	OPENING BAL	FOR THE YEAR	TOTAL 31.03.2022		
<b>TANGIBLE ASSETS</b>										
1	Building (On Free Hold Land)	5503637	0	0	5503637	155210	104569.1	259779.103	5243857.9	5348427
2	Computer/Peripherals Equipment	643371705	49795745	8024858	685142592	514735233	37554773	552290006	132852586	128636472
3	Lab & Scientific Equipments	5317398565	309459067	10760811	5616096821	3397449109	205203537	3602652646	2013444175	1919949456
4	General (Office) Equipments	774275082	11184837	577908.7	784882010	420769695	56055201	476824896	308057114	353505387
5	Furniture & Fixtures	77576638	4560559	305692.8	81831504.2	59274404	5810997	65085401	16746103.2	18302234
6	Library Books	19331860	847785	106438	20073207	16149346	649499	16798845	3274362	3182514
7	Electric Installation & Equipment	0	5788609	0	5788609	0	274961	274961	5513648	0
8	Audio Visual Equipment	0	14250	0	14250	0	1015	1015	13235	0
9	Plant & Machinery	151070937	342097	5552582	145860452	7303209	6664624	13967833	131892619	143767728
	<b>TOTAL (A)</b>	<b>6988528424</b>	<b>381992949</b>	<b>25328291</b>	<b>7345193082</b>	<b>4415836206</b>	<b>312319176</b>	<b>4728155382</b>	<b>2617037700</b>	<b>2572692218</b>
<b>INTANGIBLE ASSETS</b>										
1	E-Journals	5194631	0	0	5194631	4934899	0	4934899	259732	259732
2	Old Patents	4802775	0	0	4802775	2802362	433450.44	3235812.44	1566962.56	2000413
3	New Patents	362380	1069813	0	1432193	153005	151175	304180	1128013	209375
4	Computer Software	8237105	23710207	1115179	30832133.3	5185328	10461332	15646660	15185473.3	3051777
	<b>TOTAL (B)</b>	<b>18596891</b>	<b>24780020</b>	<b>1115179</b>	<b>42261732.3</b>	<b>13075594</b>	<b>11045957</b>	<b>24121551.4</b>	<b>18140180.9</b>	<b>5521297</b>
	<b>GRAND TOTAL (A+B)</b>	<b>7007125315</b>	<b>406772969</b>	<b>26443469</b>	<b>7387454815</b>	<b>4428911800</b>	<b>323365134</b>	<b>4752276934</b>	<b>2635177881</b>	<b>2578213515</b>

REFER SCHEDULE C-2 FOR NET ADDITIONS

**INDIAN INSTITUTE OF TECHNOLOGY KANPUR**  
**ACCOUNT - II**

**SCHEDULE C-2**

**DETAILS OF ADDITIONS TO FIXED ASSETS DURING THE YEAR ENDED 31ST MARCH 2022**

S.NO.	PARTICULARS	GROSS PAYMENTS	REFUND/ Initiation Grant	NET AS PER RECEIPT & PAYMENT	ADD PROVISIONS/ TRANSFER ADJUSTMENT	ADD PROVIOUS YEAR ADVANCES CAPITALIZE D	LIABILITY AGAINST PO	TOTAL EXPENDITURE
<b>A</b>	<b>TANGIBLE FIXED ASSETS</b>							
1	Scientific & Lab Equipments	26,09,07,012	2,02,95,227	24,06,11,785	-9,87,323.00	36408015	3,34,26,589.77	-
2	Office Equipments	1,29,27,545	17,42,708	1,11,84,837	-		-	<b>30,94,59,067</b>
3	Computer & Peripherals	6,03,72,730	1,08,53,476	4,95,19,254	-15,40,951.00		-	<b>1,11,84,837</b>
4	Furniture & Fixtures	47,10,107	2,98,048	44,12,059	-		18,17,442.02	<b>4,97,95,745</b>
5	Electric Installation & Equipment	59,62,918	1,74,309	57,88,609	-		1,48,500	<b>45,60,559</b>
6	Plant & Machinery	3,42,097	-	3,42,097	-		-	<b>57,88,609</b>
7	Liabrary Books & Scientific Journals	12,40,800	3,93,015	8,47,785	-		-	<b>3,42,097</b>
8	Audio Visual Euiptment	24,24,719	24,10,469	14,250	-		-	<b>8,47,785</b>
								<b>14,250</b>
<b>B</b>	<b>INTANGIBLE FIXED ASSETS</b>							
1	Computer Software	2,31,83,522	20,67,907	2,11,15,615	-		25,94,592	-
2	Patents & Copyrights	10,69,813	-	10,69,813	-		-	<b>2,37,10,207</b>
								<b>10,69,813</b>
	<b>TOTAL</b>	<b>37,31,41,263</b>	<b>3,82,35,159</b>	<b>33,49,06,104</b>	<b>-25,28,274.00</b>	<b>36408015</b>	<b>3,79,87,123.79</b>	<b>40,67,72,969</b>



**INDIAN INSTITUTE OF TECHNOLOGY KANPUR**

**SCHEDULE - 4C (I) PATENTS AND COPYRIGHTS**

(Amount-Rs)

S.NO.	PARTICULARS	OPENING BALANCE	ADDITIONS	GROSS	AMORTIZATION UPTO 31.03.2021	AMORTIZATION DURING THE YEAR	NET BLOCK 31.03.2022	NET BLOCK 31.03.2021
A	<b>PATENTS GRANTED</b>							
1	<b>Balance as on 31.03.2022</b>							-
	Patents Obtained in 2008-09	7,29,457	-	7,29,457	4,42,233	65,833	2,21,391	2,87,225
2	<b>Balance as on 31.03.2022</b>							
	Patents Obtained in 2009-10	-	-	-	-	-	-	-
3	<b>Balance as on 31.03.2022</b>							
	Patents Obtained in 2010-11	3,50,318	-	3,50,318	2,12,380	31,616	1,06,322	1,37,939
4	<b>Balance as on 31.03.2022</b>							
	Patents Obtained in 2011-12	-	-	-	-	-	-	-
5	<b>Balance as on 31.03.2022</b>							
	Patents Obtained in 2012-13	-	-	-	-	-	-	-
6	<b>Balance as on 31.03.2022</b>							
	Patents Obtained in 2013-14	-	-	-	-	-	-	-
7	<b>Balance as on 31.03.2022</b>							
	Patents Obtained in 2014-15	-	-	-	-	-	-	-
8	<b>Balance as on 31.03.2022</b>							
	Patents Obtained in 2015-16	30,18,000	-	30,18,000	18,29,617	2,72,375	9,16,008	11,88,383
9	<b>Balance as on 31.03.2022</b>							
	Patents Obtained in 2016-17	7,05,000	-	7,05,000	3,18,131	63,627	3,23,242	3,86,868
10	<b>Balance as on 31.03.2022</b>							
	Patents Obtained in 2017-18	3,62,380	-	3,62,380	1,53,005	38,251	1,71,124	2,09,373
11	<b>Balance as on 31.03.2022</b>							
	Patents Obtained in 2018-19	-	-	-	-	-	-	-
12	<b>Balance as on 31.03.2022</b>							
	Patents Obtained in 2019-20	-	-	-	-	-	-	-
13	<b>Balance as on 31.03.2022</b>							
	Patents Obtained in 2020-21	-	-	-	-	-	-	-
14	<b>ADDITION IN 2021-22</b>	-	10,69,813	10,69,813	-	1,12,924	9,56,889	
	<b>TOTAL</b>	51,65,155	10,69,813	62,34,968	29,55,366	5,84,626	26,94,976	22,09,788
B	<b>PATENTS PENDING IN RESPECT OF PATENTS APPLIED FOR</b>			NIL				

**INDIAN INSTITUTE OF TECHNOLOGY KANPUR**  
**ACCOUNT - II**

**SCHEDULE FORMING PART OF BALANCE SHEET**  
**AS AT 31ST MARCH'2022**

**SCHEDULE - 'D'**

**SCHEDULE OF CURRENT ASSETS AS ON 31ST MARCH'2022**

PARTICULARS	SCHEDULE	(AMOUNT-`)
Term Deposits With Schedule Banks	D-1	3,18,91,14,500.00
Debit Balances in Project Accounts	D-2	58,39,23,496.00
Other Current Assets	D-3	3,57,98,344.00
Cash & Bank Balances	D-4	
a) Current Bank Accounts		11,82,65,188.00
b) Saving Bank Accounts		24,25,78,797.49
<b>TOTAL</b>		<b>4,16,96,80,325.49</b>

**SCHEDULE - 'D-1'**

**SCHEDULE OF TERM DEPOSITS WITH SCHEDULE BANKS**  
**AS ON 31ST MARCH'2022**

PARTICULARS	(AMOUNT-`)
Opening Balance as at 01.04.2021	1,64,90,00,000.00
Add: Made during the year (SCHEDULE D-5)	3,18,91,14,500.00
	<b>4,83,81,14,500.00</b>
Less: Encashed during the year	1,64,90,00,000.00
<b>TOTAL</b>	<b>3,18,91,14,500.00</b>

INDIAN INSTITUTE OF TECHNOLOGY KANPUR  
ACCOUNT - II  
SCHEDULE FORMING PART OF BALANCE SHEET  
SCHEDULE - 'D-2'  
SCHEDULE OF DEBIT BALANCE IN PROJECT ACCOUNTS AS ON 31ST MARCH'2022

PROJECT TYPE	DEBIT BALANCE
CNF	6332819
CON	6100367
DON	0
DPA	0
DUM	0
EMF	0
EMS	0
END	70802
EXF	50000
FLW	15185367
IMP	9668693
INI	0
INS	966980
LDA	291999
MIS	6767451
OTH	2688339
PA	0
PDA	3513
RND	22118576
SIA	0
SPO	513120218
SPS	469
SWS	0
TA	32226
THM	9094
TNR	516583
TRF	0
TRO	0
TSF	0
<b>TOTAL</b>	<b>583923496</b>

**INDIAN INSTITUTE OF TECHNOLOGY KANPUR**

**ACCOUNT - II**

**SCHEDULE FORMING PART OF BALANCE SHEET AS AT 31ST MARCH'2022**

**SCHEDULE - 'D-3'**

**SCHEDULE OF OTHER CURRENT ASSETS AS ON 31ST MARCH'2022**

PARTICULARS	(AMOUNT-`)
Endowment Pension Corpus	86,90,287.00
Receivable from Account I - Schedule - D-6	1,71,000.00
Receivable from Endowment - Schedule - D-6	2,69,37,057.00
<b>TOTAL</b>	<b>3,57,98,344.00</b>

**SCHEDULE - 'D-4'**

**SCHEDULE OF BANK BALANCES AS ON 31ST MARCH'2022**

PARTICULARS	(AMOUNT-`)	(AMOUNT-`)
<b>State Bank of India Accounts</b>		
SBI-1 - 10426002126		11,82,65,188.00
SBI-3 - 36880589812	7634621.5	
Add: Short Term Deposits	58132037.5	6,57,66,659.00
SBI-4 - 37201255346	129981	
Add: Short Term Deposits	662696	7,92,677.00
SBI-5 - 38252644968		8,55,513.00
SBI-6 - 38156203354		10,688.00
SBI-7 - 38368990543	2525819	
Add: Short Term Deposits	110000000	11,25,25,819.00
SBI-8 - 39208799587		26,425.00
SBI-9 - 37174348003		19,490.50
SBI-10 - 39963446098		58,25,939.00
Account No. 39104564621 - B.V. Phani		1,18,860.81
Account No. 39077398399 - Amitabh Bandyopadhyay		2,30,036.18
Account No. 39077398173 - Jonaki Sen		1,09,641.00
<b>Union Bank of India Accounts</b>		
UBI-1 - 537201010019001		5,60,41,546.00
UBI-2 - 537201010035329		2,55,503.00
<b>TOTAL</b>		<b>36,08,43,985.49</b>

**INDIAN INSTITUTE OF TECHNOLOGY KANPUR**  
**ACCOUNT - II**

**SCHEDULE D-5**

**DETAILS OF INVESTMENTS HELD AS ON 31ST MARCH' 2022**

**AMOUNT -`**

FDR/BOND NO.	RATE OF INTT	DATE OF INVESTMENT	DATE OF MATURITY	INVESTMENTS AS ON 01.04.2021	INVESTMENTS MADE DURING THE YEAR	INVESTMENTS ENCASHED DURING THE YEAR	INVESTMENTS AS ON 31.03.2022
<b>WITH STATE BANK OF INDIA</b>							
37983456289	6.25%	01-10-2018	09-09-2021	90,00,000		90,00,000	0.00
40453900609	4.40%	20-09-2021	20-03-2022		21,60,000		2160000.00
40455394259	4.40%	20-09-2021	20-03-2022		50,000		50000.00
40474891861	4.40%	29-09-2021	29-03-2022		50,00,000		5000000.00
40474892638	4.40%	29-09-2021	29-03-2022		30,77,000		3077000.00
40603926813	5.00%	26-11-2021	26-11-2022		1,99,00,000		19900000.00
40603927942	5.00%	26-11-2021	26-11-2022		1,99,00,000		19900000.00
40603929008	5.00%	26-11-2021	26-11-2022		1,99,00,000		19900000.00
40603929382	5.00%	26-11-2021	26-11-2022		1,99,00,000		19900000.00
40603929836	5.00%	26-11-2021	26-11-2022		1,99,00,000		19900000.00
40603930308	5.00%	26-11-2021	26-11-2022		1,99,00,000		19900000.00
40603930705	5.00%	26-11-2021	26-11-2022		1,99,00,000		19900000.00
40603931562	5.00%	26-11-2021	26-11-2022		1,99,00,000		19900000.00
40603928550	5.00%	26-11-2021	26-11-2022		1,58,00,000		15800000.00
40613392506	5.00%	01-12-2021	01-12-2022		1,99,00,000		19900000.00
40613393101	5.00%	01-12-2021	01-12-2022		1,99,00,000		19900000.00
40609993680	5.00%	30-11-2021	30-11-2022		1,99,00,000		19900000.00
40609994946	5.00%	30-11-2021	30-11-2022		3,00,000		300000.00
40613393951	5.00%	01-12-2021	01-12-2022		52,00,000		5200000.00
40609994174	5.00%	30-11-2021	30-11-2022		1,99,00,000		19900000.00
40609994708	5.00%	30-11-2021	30-11-2022		1,99,00,000		19900000.00
40617212974	5.00%	02-12-2021	02-12-2022		1,99,00,000		19900000.00
40617213354	5.00%	02-12-2021	02-12-2022		1,99,00,000		19900000.00
40617215238	5.00%	02-12-2021	02-12-2022		1,99,00,000		19900000.00
40617215567	5.00%	02-12-2021	02-12-2022		3,00,000		300000.00
40648739253	5.00%	15-12-2021	15-12-2022		1,99,00,000		19900000.00

**INDIAN INSTITUTE OF TECHNOLOGY KANPUR**  
**ACCOUNT - II**

**SCHEDULE D-5**

**DETAILS OF INVESTMENTS HELD AS ON 31ST MARCH' 2022**

**AMOUNT -`**

FDR/BOND NO.	RATE OF INTT	DATE OF INVESTMENT	DATE OF MATURITY	INVESTMENTS AS ON 01.04.2021	INVESTMENTS MADE DURING THE YEAR	INVESTMENTS ENCASHED DURING THE YEAR	INVESTMENTS AS ON 31.03.2022
40648735816	5.00%	15-12-2021	15-12-2022		1,99,00,000		19900000.00
40648736784	5.00%	15-12-2021	15-12-2022		1,99,00,000		19900000.00
40648737381	5.00%	15-12-2021	15-12-2022		3,00,000		300000.00
40779791509	5.10%	11-02-2022	11-02-2023		1,99,00,000		19900000.00
40779792116	5.10%	11-02-2022	11-02-2023		1,99,00,000		19900000.00
40779792478	5.10%	11-02-2022	11-02-2023		1,99,00,000		19900000.00
40779792853	5.10%	11-02-2022	11-02-2023		1,99,00,000		19900000.00
40779793404	5.10%	11-02-2022	11-02-2023		1,99,00,000		19900000.00
40779793743	5.10%	11-02-2022	11-02-2023		1,99,00,000		19900000.00
40779794146	5.10%	11-02-2022	11-02-2023		1,99,00,000		19900000.00
40779794420	5.10%	11-02-2022	11-02-2023		1,99,00,000		19900000.00
40779794850	5.10%	11-02-2022	11-02-2023		1,99,00,000		19900000.00
40779795311	5.10%	11-02-2022	11-02-2023		1,99,00,000		19900000.00
40779795559	5.10%	11-02-2022	11-02-2023		10,00,000		1000000.00
40791970423	5.10%	17-02-2022	17-02-2023		3,00,000		300000.00
40791969939	5.10%	17-02-2022	17-02-2023		1,99,00,000		19900000.00
40791969407	5.10%	17-02-2022	17-02-2023		1,99,00,000		19900000.00
40791968709	5.10%	17-02-2022	17-02-2023		1,99,00,000		19900000.00
40844491251	5.10%	10-03-2022	10-03-2023		1,99,00,000		19900000.00
40844491591	5.10%	10-03-2022	10-03-2023		1,99,00,000		19900000.00
10844491863	5.10%	10-03-2022	10-03-2023		1,99,00,000		19900000.00
40844492131	5.10%	10-03-2022	10-03-2023		1,99,00,000		19900000.00
40844492471	5.10%	10-03-2022	10-03-2023		1,99,00,000		19900000.00
40844492889	5.10%	10-03-2022	10-03-2023		1,99,00,000		19900000.00
40844493101	5.10%	10-03-2022	10-03-2023		1,99,00,000		19900000.00
40844493463	5.10%	10-03-2022	10-03-2023		1,99,00,000		19900000.00
40844493702	5.10%	10-03-2022	10-03-2023		1,99,00,000		19900000.00

**INDIAN INSTITUTE OF TECHNOLOGY KANPUR**

**ACCOUNT - II**

**SCHEDULE D-5**

**DETAILS OF INVESTMENTS HELD AS ON 31ST MARCH' 2022**

**AMOUNT-**

FDR/BOND NO.	RATE OF INTT	DATE OF INVESTMENT	DATE OF MATURITY	INVESTMENTS AS ON 01.04.2021	INVESTMENTS MADE DURING THE YEAR	INVESTMENTS ENCASHED DURING THE YEAR	INVESTMENTS AS ON 31.03.2022
40844493917	5.10%	10-03-2022	10-03-2023		1,99,00,000		19900000.00
40844494172	5.10%	10-03-2022	10-03-2023		10,00,000		1000000.00
40535479836	3.90%	30-11-2021			24,56,000		2456000.00
40737381116		03-02-2022			1,21,11,000		12111000.00
40842657391		11-03-2022			45,22,000		4522000.00
40855321897		23-03-2022			34,81,500		3481500.00
40570916570		30-11-2021			12,98,000		1298000.00
40571050327		01-12-2021			24,35,000		2435000.00
40638583852		13-12-2021			10,61,000		1061000.00
40822660329		15-03-2022			1,90,00,000		19000000.00
40822663750					10,59,500		1059500.00
40826382211					1,20,000		120000.00
40867276317		24-03-2022			12,83,500		1283500.00
<b>WITH UNION BANK OF INDIA</b>							
537203030142402	5.40%	23-06-2020	23-06-2021	90,00,000		90,00,000	0.00
537203030142403	5.40%	23-06-2020	23-06-2021	90,00,000		90,00,000	0.00
537203030142404	5.40%	23-06-2020	23-06-2021	90,00,000		90,00,000	0.00
537203030142405	5.40%	23-06-2020	23-06-2021	90,00,000		90,00,000	0.00
537203030142406	5.40%	23-06-2020	23-06-2021	90,00,000		90,00,000	0.00
537203030142407	5.40%	23-06-2020	23-06-2021	50,00,000		50,00,000	0.00
537203030142498	5.40%	11-08-2020	11-08-2021	20,00,000		20,00,000	0.00
537203030142497	5.40%	11-08-2020	11-08-2021	90,00,000		90,00,000	0.00
537203030142496	5.40%	11-08-2020	11-08-2021	90,00,000		90,00,000	0.00
537203030142495	5.40%	11-08-2020	11-08-2021	90,00,000		90,00,000	0.00
537203030142494	5.40%	11-08-2020	11-08-2021	90,00,000		90,00,000	0.00
537203030142493	5.40%	10-08-2020	10-08-2021	90,00,000		90,00,000	0.00
537203030142492	5.40%	10-08-2020	10-08-2021	90,00,000		90,00,000	0.00

**INDIAN INSTITUTE OF TECHNOLOGY KANPUR**

**ACCOUNT - II**

**SCHEDULE D-6**

**DETAILS OF RECEIVABLES AS ON 31ST MARCH' 2022**

**AMOUNT -`**

<b>RECEIVABLES FROM ACCOUNT-I</b>	
<b>PROJECT NO.</b>	<b>AMOUNT</b>
2019418	21,000.00
2018389	1,50,000.00
<b>TOTAL</b>	<b>1,71,000.00</b>
<b>RECEIVABLES FROM ENDOWMENT</b>	
<b>PROJECT NO.</b>	<b>AMOUNT</b>
20130153	16,71,710.00
20070124	11,76,525.00
20020342	45,000.00
20130164	25,500.00
2018451	8,260.00
2021009	2,00,000.00
2019121	90000
2016017	72483
2018308	24100
2021136A	112066
2019016	337861
2021012	184171
2020391	22225831
2021044	682698
2021420	80852
<b>TOTAL</b>	<b>2,69,37,057.00</b>



**INDIAN INSTITUTE OF TECHNOLOGY KANPUR**  
**ACCOUNT - II**  
**SCHEDULE FORMING PART OF BALANCE SHEET AS AT 31ST MARCH'2022**  
**SCHEDULE - 'E'**  
**SCHEDULE OF LOANS, ADVANCES & DEPOSITS AS ON 31ST MARCH'2022**

PARTICULARS	SCHEDULE	(AMOUNT-`)
Project Advances - Non Recurring	E-1	18,09,31,496.00
Project Advances - Recurring	E-2	1,52,83,685.00
Loan to SIDBI Incubatees		96,55,941.00
Staff Advances	E-3	1,16,218.00
<b>TOTAL</b>		<b>20,59,87,340.00</b>

**SCHEDULE - 'E-1'**  
**SCHEDULE OF PROJECT ADVANCES (NON RECURRING) AS ON 31ST MARCH'2022**

PARTICULARS	(AMOUNT-`)
Opening Balance as at 01.04.2021	7,57,58,200.00
Add: Previous Year Cr. Balance in Non Recurring Advances Adjusted (Corpus Fund)	5,72,305.00
	<b>7,63,30,505.00</b>
Less: P.Y. Advance Refund (Receipt & Payment)	3,181.00
	<b>7,63,27,324.00</b>
Less: Capitalised/ adjusted (SCHEDULE E-4)	3,64,08,015.00
	<b>3,99,19,309.00</b>
Add: Current year Advances	14,10,12,187.00
<b>TOTAL (SCHEDULE E-5)</b>	<b>18,09,31,496.00</b>

INDIAN INSTITUTE OF TECHNOLOGY KANPUR

ACCOUNT - II

SCHEDULE FORMING PART OF BALANCE SHEET AS AT 31ST MARCH'2022

SCHEDULE - 'E-2'

SCHEDULE OF PROJECT ADVANCES (RECURRING) AS ON 31ST MARCH'2022

PARTICULARS	(AMOUNT-')
Opening Balance as at 01.04.2021	1,03,49,649.00
Less: Adjusted during the year	74,65,349.00
	<b>28,84,300.00</b>
Add: Current year Advances (SCHEDULE E-6)	1,23,99,385.00
<b>TOTAL (SCHEDULE E-7)</b>	<b>1,52,83,685.00</b>

SCHEDULE - 'E-3'

SCHEDULE OF STAFF ADVANCES AS ON 31ST MARCH'2022

PARTICULARS	(AMOUNT-')
House Building Advance (SCHEDULE E-8)	10,913.00
Computer Advances	1,05,305.00
<b>TOTAL</b>	<b>1,16,218.00</b>

**INDIAN INSTITUTE OF TECHNOLOGY KANPUR**

**ACCOUNT - II**

**SCHEDULE E-4**

**DETAILS OF NON RECURRING ADVANCES AS ON 31ST MARCH' 2022**

**AMOUNT -`**

S. NO.	YEAR	OPENING 01.04.2021	ADD DURING THE YEAR	PRIOR PERIOD ADJUSTMENT/ REFUND	CAPITALISED IN 2021-22	CLOSING 31.03.2022
1	2016-17 - PI	5000	0	0	0	5000
2	2016-17 - PO	57678	0	0	0	57678
3	2017-18 - PO	8178959	0	0	6603959	1575000
4	2018-19 - PO	24128356	0	0	23984532	143824
5	2019-20- PO	483959	0	0	0	483959
6	2019-20 - PI	24900	0	0	0	24900
7	2020-21 - PO	40926551	0	-5,72,305.00	4069652	37429204
8	2020-21 - PI	1953053	0	3181	1749872	200000
9	2021-22 - PO + PI	0	141351161	338974	0	141012187
	<b>TOTAL</b>	<b>75758456</b>	<b>141351161</b>	<b>-230150</b>	<b>36408015</b>	<b>180931752</b>
	Old Difference	256	0	0	0	256
		<b>75758200</b>	<b>141351161</b>	<b>-230150</b>	<b>36408015</b>	<b>180931496</b>
		<b>PO NO./ SR.NO.</b>	<b>IR DATE</b>	<b>AMOUNT</b>		
		P/SCDT/RD/2017-2018/6/71/A5	16-Oct-19	6603959		
		P/SCDT/RD/2017-2018/6/71/A5	16-Oct-19	2690048		
		P/SCDT/RD/2017-2018/6/71/A5	16-Oct-19	2285441		
		P/SCDT/RD/2017-2018/6/71/A5	16-Oct-19	2366910		
		P/SCDT/RD/2018-2019/3/38/A1	10-09-2020	9391148		
		P/SCDT/RD/2017-2018/6/71/A5	16-Oct-19	4248451		
		P/SCDT/RD/2018-2019/3/38/A1	10-09-2020	3002534		
		EQUIP/020/5	11-Jun-20	597505		
		EQUIP/020/22	27-Jan-21	13040		
		EQUIP/020/24	30-Jun-20	99381		
		EQUIP/020/54	17-Aug-20	20000		
		EQUIP/020/55	06-Jul-20	250000		
		EQUIP/020/60	15-Jul-20	300000		
		EQUIP/020/61	03-Nov-20	20013		
		EQUIP/020/64	08-Oct-20	100000		
		EQUIP/020/65	06-Jul-20	349933		
		2019137	18-09-2020	193750		
		2018555	21-Dec-21	3264000		
		2019050	12-Apr-21	2274		
		2020144	01-Apr-21	235843		
		2019050	01-Apr-21	4026		
		2019050	12-Apr-21	115000		
		2020144	01-Apr-21	15006		
		2020323	28-Jul-21	239753		
		<b>TOTAL</b>		<b>36408015</b>		

**INDIAN INSTITUTE OF TECHNOLOGY KANPUR**

**ACCOUNT - II**

**SCHEDULE E-5**

**DETAILS OF NON RECURRING ADVANCES OUTSTANDING AS ON 31ST MARCH' 2022**

**AMOUNT -**

PO NO	PO NO	PAYMENT DATE	ADVANCE AS ON 31.03.2022
<b>ADVANCES OF 2016-17</b>			
Equip/016/11/2016007	2016007	27-May-16	5000
3252	20080313	30-Mar-17	57678
<b>ADVANCES OF 2017-18</b>			
Acf Charges Vide Po No Nc-3665	3702	03-07-2020	76121
Acf Charges Vide Po No Nc-3663	3734	03-07-2020	110266
Tt Charges Vide Po No Nc-3665 Against Eur 13500.00 Against Leica Mikrosysteme Vertrieb Gmbh,Germany	6923	02-09-2020	1186898
Outward Remittance Vide Po No Nc-3367 Against Usd 110 00 Against Quantel Private Limited,Singapore	7733	14-09-2020	11364
Charges Vide Po Nc-3754 Against Usd 20580.37 [90% Payment] Against Newport Spectra Physics Gmbh,Germany	24277	31-03-2021	1496334
Partial Payment For Delivered Item Against Pono:963/A1,Dt:26/08/2020	7338	07-09-2020	3953435
Second Partial Payment Upto 75% For Delivered Item Vide Pono:963/A1,Dt:26/08/2020	14062	21-12-2020	10203253
Second Partial Payment Upto 75% For Delivered Item Vide Pono:963/A1,Dt:26/08/2020	14062	21-12-2020	10000000
Second Partial Payment Upto 75% For Delivered Item Vide Pono:963/A1,Dt:26/08/2020	14062	21-12-2020	10000000
100% Advance Payment Vide Pono:721,Dt:28/01/2021	17840	04-02-2021	247732
TT Charges Vide Po No Lta-650 Against Usd 1430.00 Against Gasturb Gmbh,Germany	9786	20-10-2020	108401
50% Payment After 1St Visit Vide Pono:70/A1,Dt:17/09/2020	13630	15-12-2020	35400
<b>ADVANCES OF 2017-18</b>			
100% Payment After Approval Vide Pono:661,Dt:27/03/2018	31754	31-03-2018	1575000
<b>ADVANCES OF 2018-19</b>			
TT Charges Vide Po No Lta-514 Against Usd 1482.00 Against Agisoft Llc	2017228	31-03-2019	100824
100% Advance Payment Vide Pono:661,Dt:19/12/2018	20110151	24-12-2018	43000
<b>ADVANCES OF 2019-20</b>			
Tt Charges Vide Po No Nc-3703 Against Usd 5310.00 Against Aeronics Usa Llc,Usa	36642	12-03-2020	384734
100% Payment Against Bg Vide Pono:887/A1,Dt:15/04/2019	4355	22-05-2019	99225
Online Equip Adv Req Ref No Adv/Equip/2019-20/30364 (20.02.2020)	34090	25-02-2020	24900
<b>ADVANCES OF 2020-21</b>			
Equip/020/66	2019325	18-03-2021	200000
<b>ADVANCES OF 2021-22</b>			
Soft Adv Req Ag Ref No Adv/Soft/2020-22/34015 Dt 25/3/2022	31971	28-Mar-22	41000
Ncons Adv Req Ag Ref No Adv/Ncons/2020-22/32225 Dt 7/6/21	2143	09-Jun-21	200000
Ncons Adv Req Ag Ref No Adv/Ncons/2020-22/32226 Dt 7/6/21	2144	09-Jun-21	200000
Ncons Adv Adj Ag Ref No Ncons/021/3 Dt 09/06/21	13329	20-Oct-21	162
Ncons Adv Adj Ag Ref No Ncons/021/2 Dt 9/6/21	33476	31-Mar-22	340
Online Adv Req Ref No Adv/Equip/2021-22/32061 Dt 06/04/2021	306	08-04-2021	40000
Online Adv Req Ref No Adv/Equip/2021-22/32076 Dt 07/04/2021	331	09-04-2021	50000
Online Adv Req Ref No Adv/Equip/2021-22/32103 Dt 12/04/2021	655	13-04-2021	200000
Online Adv Req Ref No Adv/Equip/2021-22/32108 Dt 13/04/2021	958	28-04-2021	250000
Online Adv Req Ref No Adv/Equip/2021-22/32107 Dt 13/04/2021	957	28-04-2021	250000
Equip Adv Req Ag Ref No Adv/Equip/2021-22/32125 Dt 19/4/21	1000	28-04-2021	30000
Equip Adv Req Ag Ref No Adv/Equip/2021-22/32134 Dt 22/4/21	1009	28-04-2021	200000

**INDIAN INSTITUTE OF TECHNOLOGY KANPUR**

**ACCOUNT - II**

**SCHEDULE E-5**

**DETAILS OF NON RECURRING ADVANCES OUTSTANDING AS ON 31ST MARCH' 2022**

**AMOUNT -**

PO NO	PO NO	PAYMENT DATE	ADVANCE AS ON 31.03.2022
Equip Adv Req Ag Ref No Adv/Equip/2021-22/32123 Dt 17/4/2021	999	28-04-2021	10000
Equip Adv Req Ag Ref No Adv/Equip/2021-22/32148 Dt 2/5/21	1173	10-05-2021	50000
Equip Adv Req Ag Ref No Adv/Equip/2020-22/32179 Dt 25/5/2021	1620	27-05-2021	50000
Equip Adv Req Ag Ref No Adv/Equip/2020-22/32220 Dt 4/6/21	2049	07-06-2021	80000
Equip Adv Req Ag Ref No Adv/Equip/2020-22/32230 Dt 8/6/21	2147	09-06-2021	27979
Equip Adv Req Ag Ref No Adv/Equip/2020-22/32251 Dt 11/6/21	2366	14-06-2021	100000
Equip Adv Req Ag Ref No Adv/Equip/2020-22/32252 Dt 11/6/21	2367	14-06-2021	100000
Equip Adv Req Ag Ref No Adv/Equip/2020-22/32253 Dt 11/6/21	2368	14-06-2021	200000
Equip Adv Req Ag Ref No Adv/Equip/2021-22/32321 Dt 1/7/2021	3781	05-07-2021	50000
Equip Adv Req Ag Ref No Adv/Equip/2021-22/32322 Dt 1/7/2021	3783	05-07-2021	50000
Equip Adv Req Ag Ref No Adv/Equip/2021-22/32331 Dt 2/7/2021	3927	06-07-2021	50000
Equip Adv Req Ag Ref No. Adv/Equip/2021-22/32386 Dt. 11/07/21	4316	13-07-2021	50000
Equip Adv Req Ag Ref No. Adv/Equip/2021-22/32387 Dt. 11/07/21	4317	13-07-2021	50000
Equip Adv Req Ag Ref No. Adv/Equip/2021-22/32443 Dt. 23/07/21	5302	27-07-2021	139764
Equip Adv Req Ag Ref No. Adv/Equip/2021-22/32466 Dt. 26/07/21	5317	27-07-2021	24780
Equip Adv Req Ag Ref No. Adv/Equip/2021-22/32482 Dt. 28/07/21	5784	29-07-2021	200000
Equip Adv Req Ag Ref No. Adv/Equip/2020-22/32505 Dt. 01/08/21	5909	02-08-2021	7591
Equip Adv Req Ag Ref No. Adv/Equip/2020-22/32551 Dt 10/08/21	6907	11-08-2021	100000
Equip Adv Req Ag Ref No. Adv/Equip/2020-22/32550 Dt 10/08/21	6906	11-08-2021	200000
Equip Adv Req Ag Ref No. Adv/Equip/2020-22/32552 Dt 10/08/21	6908	11-08-2021	13500
Equip Adv Req Ag Ref No Adv/Equip/2020-22/32558 Dt. 11/08/21	7101	13-08-2021	25000
Equip Adv Req Ag Ref No Adv/Equip/2020-22/32564 Dt 12/08/21	7135	13-08-2021	50000
Equip Adv Req Ag Ref No. Adv/Equip/2020-22/32563 Dt 12/08/21	7134	13-08-2021	50000
Equip Adv Req Ag Ref No Adv/Equip/2020-22/32565 Dt 12/08/21	7136	13-08-2021	50000
Equip Adv Req Ag Ref No Adv/Equip/2020-22/32589 Dt 18/8/2021	7823	23-08-2021	200000
Payment Of Balance Amount Agst. Po No.P/Math/Rd/2021-2022/2/77 Dated 01/07/2021	8625	02-09-2021	4812
Equip Adv Req Ag Ref No Adv/Equip/2020-22/32670 Dt 6/9/2021	9234	08-09-2021	100000
Equip Adv Req Ag Ref No Adv/Equip/2020-22/32690 Dt 7/9/2021	9329	08-09-2021	50000
Equip Adv Req Ag Ref No Adv/Equip/2020-22/32718 Dt 9/9/2021	9634	10-09-2021	6848
Equip Adv Req Ag Ref No Adv/Equip/2020-22/32730 Dt 13/9/2021	9771	13-09-2021	30597
Equip Adv Req Ag Ref No Adv/Equip/2020-22/32733 Dt 13/09/21	9895	15-09-2021	64526
Equip Adv Req Ag Ref No Adv/Equip/2020-22/32769 Dt 21/09/21	10500	21-09-2021	63850
Equip Adv Req Ag Ref No Adv/Equip/2020-22/32812 Dt 28/9/2021	11220	29-09-2021	160000
Equip Adv Req Ag Ref No Adv/Equip/2020-22/32817 Dt 29/9/2021	11422	29-09-2021	22000
Equip Adv Req Ag Ref No Adv/Equip/2020-22/32818 Dt 29/9/2021	11423	29-09-2021	21000
Equip Adv Req Ag Ref No Adv/Equip/2020-22/32819 Dt 29/9/2021	11424	29-09-2021	16000
Equip Adv Req Ag Ref No Adv/Equip/2020-22/32830 Dt 30/9/2021	11649	01-10-2021	50000
Equip Adv Req Ag Ref No Adv/Equip/2020-22/32842 Dt 2/10/21	11894	05-10-2021	200000
Equip Adv Req Ag Ref No Adv/Equip/2020-22/32843 Dt 3/10/2021	11897	05-10-2021	27000
Equip Adv Req Ag Ref No Adv/Equip/2020-22/32879 Dt 8/10/2021	12845	12-10-2021	90000

**INDIAN INSTITUTE OF TECHNOLOGY KANPUR**

**ACCOUNT - II**

**SCHEDULE E-5**

**DETAILS OF NON RECURRING ADVANCES OUTSTANDING AS ON 31ST MARCH' 2022**

**AMOUNT -**

PO NO	PO NO	PAYMENT DATE	ADVANCE AS ON 31.03.2022
Equip Adv Req Ag Ref No Adv/Equip/2020-22/32890 Dt 11/10/2021	12931	13-10-2021	50000
Equip Adv Req Ag Ref No Adv/Equip/2020-22/32891 Dt 11/10/21	12932	13-10-2021	50000
Equip Adv Req Ag Ref No Adv/Equip/220-22/32979 Dt 23/10/21	13913	25-10-2021	25000
Equip Adv Req Ag Ref No Adv/Equip/2020-22/32997 Dt 25/10/21	14033	26-10-2021	0
Equip Adv Req Ag Ref No Adv/Equip/2020-22/32999 Dt 26/10/21	14037	26-10-2021	11199
Equip Adv Req Ag Ref No Adv/Equip/2020-22/33033 Dt 30/10/21	14509	01-11-2021	200000
Equip Adv Req Ag Ref No Adv/Equip/2020-22/33031 Dt 30/10/2021	14507	01-11-2021	50000
Equip Adv Req Ag Ref No Adv/Equip/2020-22/33030 Dt 30/10/2021	14506	01-11-2021	110000
Equip Adv Req Ag Ref No Adv/Equip/2020-22/33059 Dt 03/11/21	14890	08-11-2021	46000
Equip Adv Req Ag Ref No Adv/Equip/2020-22/33060 Dt 03/11/21	14891	08-11-2021	46000
Equip Adv Req Ag Ref No Adv/Equip/2020-22/33061 Dt 03/11/21	14892	08-11-2021	46000
Equip Adv Req Ag Ref No Adv/Equip/2020-22/33169 Dt 22/11/21	16596	24-11-2021	250000
Equip Adv Req Ag Ref No Adv/Equip/2020-22/33229 Dt 30/11/2021	17449	01-12-2021	100000
Equip Adv Req Ag Ref No Adv/Equip/2020-22/33237 Dt 1/12/2021	17566	02-12-2021	0
Equip Adv Req Ag Ref No Adv/Equip/2020-22/33296 Dt 8/12/2021	18408	09-12-2021	30000
Equip Adv Req Ref No Adv/Equip/2020-22/33312 Dt 12/12/21	18672	13-12-2021	599
Equip Adv Req Ag Ref No Adv/Equip/2020-22/33393 Dt 22/12/2021	20317	23-12-2021	5999
Equip Adv Req Ag Ref No Adv/Equip/2020-22/33394 Dt 22/12/2021	20404	24-12-2021	50000
Equip Adv Req Ag Ref No Adv/Equip/2020-22/33396 Dt 23/12/2021	20405	24-12-2021	84000
Equip Adv Req Ag Ref No Adv/Equip/2020-22/33423 Dt 28/12/2021	20745	29-12-2021	80000
Equip Adv Req Ag Ref No Adv/Equip/2020-22/33452 Dt 1/1/2022	21185	03-01-2022	50000
Equip Adv Req Ag Ref No Adv/Equip/2020-22/33510 Dt 10/1/2022	22301	11-01-2022	90000
Equip Adv Req Ag Ref No Adv/Equip/2020-22/33664 Dt 10/2/2022	25895	14-02-2022	48990
Equip Adv Req Ag Ref No Adv/Equip/2020-22/33768 Dt 22/2/2022	27389	23-02-2022	28298
Equip Adv Req Ag Ref No Adv/Equip/2020-22/33794 Dt 25/2/2022	27858	02-03-2022	25318
Equip Adv Req Ag Ref No Adv/Equip/2020-22/33808 D T 28/2/22	27868	02-03-2022	25000
Equip Adv Req Ag Ref No Adv/Equip/2020-22/33840 Dt 2/3/2022	28270	03-03-2022	48700
Equip Adv Req Ag Ref No Adv/Equip/2020-22/33841 Dt 2/3/22	28271	03-03-2022	49600
Equip Adv Req Ag Ref No Adv/Equip/2020-22/33844 Dt 2/3/22	28274	03-03-2022	49400
Equip Adv Req Ag Ref No Adv/Equip/2020-22/33846 Dt 2/3/22	28276	03-03-2022	0
Equip Adv Req Ag Ref No Adv/Equip/2020-22/33847 Dt 2/3/2022	28277	03-03-2022	0
Equip Adv Req Ag Ref No Adv/Equip/2020-22/33854 Dt 2/3/22	28280	03-03-2022	49507
Equip Adv Req Ag Ref No Adv/Equip/2020-22/33876 Dt 6/3/2022	29062	07-03-2022	100000
Equip Adv Req Ag Ref No Adv/Equip/2020-22/33980 Dt 21/3/2022	31287	22-03-2022	180000
Equip Adv Req Ag Ref No Adv/Equip/2020-22/33981 Dt 21/3/2022	31288	22-03-2022	200000
Equip Adv Req Ag Ref No Adv/Equip/2020-22/33996 Dt 22/3/2022	31542	23-03-2022	23999
Equip Adv Req Ag Ref No Adv/Equip/2020-22/34004 Dt 23/3/2022	31639	24-03-2022	75000
Online Adv Req Ref No Adv/Equip/2021-22/32029 Dt 03/04/2021	264	07-04-2021	20000
Equip Adv Req Ag Ref. No. Adv/Equip/2020-22/32298	3500	29-06-2021	50000
Equip Adv Req Ag Ref. No. Adv/Equip/2020-22/32299	3501	29-06-2021	50000

**INDIAN INSTITUTE OF TECHNOLOGY KANPUR**

**ACCOUNT - II**

**SCHEDULE E-5**

**DETAILS OF NON RECURRING ADVANCES OUTSTANDING AS ON 31ST MARCH' 2022**

**AMOUNT -**

PO NO	PO NO	PAYMENT DATE	ADVANCE AS ON 31.03.2022
Equip Adv Req Ag Ref No Adv/Equip/2020-22/32559 Dt. 11/08/21	7102	13-08-2021	25000
Equip Adv Req Ag Ref No Adv/Equip/2020-22/33058 Dt 03/11/21	14889	08-11-2021	46000
Equip Adv Req Ref No. Adv/Equip/2020-22/33317 Dt 13/12/21	18675	13-12-2021	5000
Equip Adv Req Ag Ref No Adv/Equip/2020-22/33329 Dt 14/12/2021	19131	15-12-2021	47010
Equip Adv Req Ag Ref No Adv/Equip/2020-22/33838 Dt 2/3/22	28268	03-03-2022	49900
Equip Adv Req Ag Ref No Adv/Equip/2020-22/33839 Dt 2/3/2022	28269	03-03-2022	49800
Equip Adv Req Ag Ref No Adv/Equip/2020-22/33845 Dt 2/3/22	28275	03-03-2022	49300
Equip Adv Req Ag Ref No Adv/Equip/2020-22/33887 Dt 7/3/2022	29291	08-03-2022	6200
Equip Adv Req Ag Ref No Adv/Equip/2020-22/33927 Dt 11/3/2022	30177	14-03-2022	29581
P/Mse/Rd/2021-2022/29/570	570	24-Jan-22	1637700
P/Ae/Rd/2021-2022/1/75	75	01-Feb-22	7964352
P/Ee/Rd/2021-2022/65/500	500	11-Feb-22	1716667
P/Mse/Rd/2021-2022/30/620	620	10-Mar-22	150083
P/Phy/Rd/2021-2022/18/331	331	17-Mar-22	1471400
P/Cse/Rd/2021-2022/17/390	390	14-Mar-22	2961754
P/Sedt/Rd/2021-2022/19/414	414	11-Mar-22	395176
P/Ae/Rd/2021-2022/25/439	439	10-Mar-22	1323760
P/Ee/Rd/2021-2022/58/465	465	09-Mar-22	472500
P/Mse/Rd/2021-2022/27/542	542	15-Mar-22	365786
P/Ce/Rd/2021-2022/32/600	600	14-Mar-22	407400
P/Ae/Rd/2021-2022/36/604	604	09-Mar-22	920241
P/Me/Rd/2021-2022/8	8	22-Jun-21	249529
P/Ee/Rd/2021-2022/7/54/A1	54/A1	29-Nov-21	14504343
P/Cese/Rd/2021-2022/1/117	117	27-Jul-21	307500
P/Ce/Rd/2021-2022/10/177	177	04-Feb-22	498889
P/Che/Rd/2021-2022/8/191	191	23-Feb-22	224675
P/Che/Rd/2021-2022/6/201	201	23-Feb-22	221350
P/Che/Rd/2021-2022/7/199	199	23-Feb-22	216125
P/Me/Rd/2021-2022/32/266	266	28-Sep-21	16250
P/Ee/Rd/2021-2022/33/288	288	17-Feb-22	5228725
P/Ee/Rd/2021-2022/42/347	347	27-Jan-22	147554
P/Cgs/Rd/2021-2022/2/348	348	09-Feb-22	313164
P/Es/Rd/2021-2022/6/355	355	27-Jan-22	250218
P/2021-22/356	356	12-Nov-21	249565
P/Es/Rd/2021-2022/8/386	386	16-Feb-22	5675400
P/Me/Rd/2021-2022/41/391	391	22-Feb-22	100000
P/Bsbe/Rd/2021-2022/50/409	409	09-Feb-22	300286
P/Ee/Rd/2021-2022/51/418	418	09-Feb-22	496471
P/Che/Rd/2021-2022/19/423	423	21-Feb-22	185175
P/Cese/Rd/2021-2022/5/443	443	24-Feb-22	405386

**INDIAN INSTITUTE OF TECHNOLOGY KANPUR**  
**ACCOUNT - II**

**SCHEDULE E-5**

**DETAILS OF NON RECURRING ADVANCES OUTSTANDING AS ON 31ST MARCH' 2022**

PO NO	PO NO	PAYMENT DATE	ADVANCE AS ON 31.03.2022
P/Bsbe/Rd/2021-2022/53/461	461	18-Feb-22	863123
P/Bsbe/Rd/2021-2022/58/475	475	04-Mar-22	167736
P/Me/Rd/2021-2022/42/473	473	04-Mar-22	146038
P/Ee/Rd/2021-2022/64/497	497	07-Mar-22	2942800
P/Me/Rd/2021-2022/49/510	510	09-Feb-22	5144895
P/Cs/Rd/2021-2022/8/516	516	17-Jan-22	201479
P/Cs/Rd/2021-2022/9/515	515	17-Jan-22	231476
P/Ee/Rd/2021-2022/68/522	522	23-Feb-22	480457
P/Ae/Rd/2021-2022/29/520	520	04-Mar-22	54823
P/Ime/Rd/2021-2022/9/530	530	14-Feb-22	712228
P/Ae/Rd/2021-2022/30/544	544	14-Mar-22	42241
P/Che/Rd/2021-2022/29/545	545	09-Feb-22	253641
P/Bsbe/Rd/2021-2022/65/553	553	04-Feb-22	499225
P/Mse/Rd/2021-2022/23/566	566	04-Feb-22	132300
P/Es/Rd/2021-2022/12/567	567	15-Feb-22	347025
P/Mse/Rd/2021-2022/22/583	583	30-Mar-22	91350
P/Ee/Rd/2021-2022/73/586	586	25-Jan-22	223713
P/Che/Rd/2021-2022/25/591	591	05-Jan-22	43050
P/Che/Rd/2021-2022/30/605	605	24-Feb-22	162000
P/Ce/Rd/2021-2022/34/606	606	24-Mar-22	53550
P/Cs/Rd/2021-2022/11/609	609	18-Jan-22	98994
P/Bsbe/Rd/2021-2022/81/608	608	24-Jan-22	207564
P/Ae/Rd/2021-2022/38/618	618	04-Mar-22	54823
P/Ee/Rd/2021-2022/81/616	616	21-Feb-21	496361
P/Ee/Rd/2021-2022/80/615	615	23-Feb-22	496361
P/Ae/Rd/2021-2022/38/619	619	15-Mar-22	215000
P/Cse/Rd/2021-2022/27/621	621	01-Feb-22	67865
P/Chm/Rd/2021-2022/41/632	632	18-Feb-22	70612
P/Ce/Rd/2021-2022/33/641	641	25-Jan-22	159752
P/Phy/Rd/2021-2022/33/639	639	25-Jan-22	160137
P/Ee/Rd/2021-2022/77/640	640	14-Mar-22	47245
P/Ime/Rd/2021-2022/11/636	636	07-Mar-22	659127
P/Mse/Rd/2021-2022/32/650	650	09-Feb-22	190213
P/Ee/Rd/2021-2022/86/645	645	21-Feb-22	496361
P/Ee/Rd/2021-2022/85/644	644	21-Feb-22	496361
P/Ceaf/Rd/2021-2022/8/655	655	16-Mar-22	237146
P/2021-22/668	668	09-Feb-22	500376
P/2021-22/244	244	28-Oct-21	198784
963/A3	2020-21	12-Apr-21	42417096
734	2019-20	24-Dec-21	1067585



**INDIAN INSTITUTE OF TECHNOLOGY KANPUR**

**ACCOUNT - II**

**SCHEDULE E-5**

**DETAILS OF NON RECURRING ADVANCES OUTSTANDING AS ON 31ST MARCH' 2022**

**AMOUNT-'**

PO NO	PO NO	PAYMENT DATE	ADVANCE AS ON 31.03.2022
1100	2019-20	09-Sep-21	58956
969/A1	2019-20	02-Jun-21	474000
124	2018-19	03-Jan-22	62314
631/A1(2017-2018)	2018-18	14-Mar-22	20387367
P/Imp/2021-22/Nc-3788	NC-3788	11-Mar-22	31910
P/Imp/2021-22/Nc-3791	NC-3791	25-Mar-22	2336
P/Imp/2021-22/Nc-3792	NC-3792	12-Mar-22	3800
P/Imp/2021-22/Nc-3795	NC-3795	10-Mar-22	141114
P/Imp/2021-22/Nc-3796	NC-3796	10-Mar-22	194437
P/Imp/2021-22/Nc-3803	NC-3803	27-Mar-22	2390
P/Ae/Rd/2021-2022/38/619	619	15-Mar-22	215000
P/Bsbe/Rd/2021-2022/45/389	389	28-Feb-22	897639
P/2021-22/690	690	07-Mar-22	806054
P/Phy/Rd/2021-2022/32/601	601	01-Feb-22	163785
P/2021-22/666	666	04-Feb-22	59599
<b>TOTAL</b>			<b>180931752</b>

**INDIAN INSTITUTE OF TECHNOLOGY KANPUR**

**ACCOUNT - II**

**SCHEDULE E-6**

**DETAILS OF RECURRING ADVANCES OUTSTANDING AS ON 31ST MARCH' 2022**

**AMOUNT-'**

HEAD	2011-12	2012-13	2013-14	2014-15	2016-17	2017-18	2018-19	2019-20	2020-21	TOTAL OPENING 01.04.2021	ADJUSTED IN 2021-22	OLD ADVANCES O/S AS ON 31.03.2022	O/S ADVANCES OF 2021-22	TOTAL ADVANCES AS ON 31.03.2022
Consumables	0	0	7000	0	0	28900	235000	195000	1484900	1950800	1894900	55900	3610516	3666416
Contingency	0	0	0	0	450000	0	110000	530000	1194920	2284920	1306920	978000	3351814	4329814
RSGnt	0	0	0	0	0	0	0	0	60000	60000	0	60000	125000	185000
TA	20000	20000	45120	35000	30000	60000	185000	3477100	1177709	5049929	3309529	1740400	2302355	4042755
Workshop	0	0	0	0	0	0	0	0	200000	200000	200000	0	100000	100000
Expendables	0	0	0	0	0	0	0	0	275000	275000	225000	50000	0	50000
Foreign Travel	0	0	0	0	0	0	96000	274000		370000	370000	0	1137000	1137000
Medical	0	0	0	0	0	0	0	0	84000	84000	84000	0	0	0
Miscellaneous	0	0	0	0	0	0	0	1000	29000	30000	30000	0	1772700	1772700
unclassified	0	0	0	0	0	0	0	0	45000	45000	45000	0	0	0
<b>TOTAL</b>	<b>20000</b>	<b>20000</b>	<b>52120</b>	<b>35000</b>	<b>480000</b>	<b>88900</b>	<b>626000</b>	<b>4477100</b>	<b>4550529</b>	<b>10349649</b>	<b>7465349</b>	<b>2884300</b>	<b>12399385</b>	<b>15283685</b>

**INDIAN INSTITUTE OF TECHNOLOGY KANPUR**

**ACCOUNT - II**

**SCHEDULE E-7**

**DETAILS OF RECURRING ADVANCES OUTSTANDING AS ON 31ST MARCH' 2022**

**AMOUNT-**

Advance Type	Advance Date	Advance Ref. No.	Project No.	Advance Amount
<b>2011-12</b>				
TA	10-May-11	TA/011/103	20080292	20000
<b>2012-13</b>				
TA	25-May-12	TA/012/244	93046	20000
<b>2013-14</b>				
TA	18-Nov-13	TA/013/690	9262	5000
CONS	03-Dec-13	CONS/013/343	20100124	7000
<b>2014-15</b>				
TA	31-Jul-14	TA/014/322	93046	10000
TA	20-Nov-14	TA/014/630	20120062	25000
<b>2016-17</b>				
CONTG	10-May-16	CONTG/016/83	20030163	300000
TA	11-May-16	TA/016/117	9222	30000
CONTG	05-Jul-16	CONTG/016/197	20030163	150000
<b>2017-18</b>				
CONS	19-Jun-17	CONS/017/137	2015264F	20000
TA	04-Jul-17	TA/017/190	9262	10000
CONS	28-Jul-17	CONS/017/199	20100157	8900
TA	15-Sep-17	TA/017/389	93046	10000
TA	12-Dec-17	TA/017/656	93045	10000
TA	09-Feb-18	TA/017/828	9262	20000
<b>2018-19</b>				
TA	29-Jun-18	TA/018/301	9262	5000
TA	20-Aug-18	TA/018/436	93046	10000
TA	07-Sep-18	TA/018/493	9286	20000
TA	05-Dec-18	TA/018/812	9262	5000
CONTG	20-Feb-19	CONTG/018/576	2017435	110000
<b>2019-20</b>				
TA	04-Apr-19	TA/019/11	19980100	50000
TA	15-May-19	TA/019/176	20030163	120000
TA	04-Jun-19	TA/019/260	93046	10000

**INDIAN INSTITUTE OF TECHNOLOGY KANPUR**

**ACCOUNT - II**

**SCHEDULE E-7**

**DETAILS OF RECURRING ADVANCES OUTSTANDING AS ON 31ST MARCH' 2022**

**AMOUNT-'**

Advance Type	Advance Date	Advance Ref. No.	Project No.	Advance Amount
TA	19-Jun-19	TA/019/316	9286	20000
TA	16-Jul-19	TA/019/407	20030163	12400
TA	24-Jul-19	TA/019/438	93051	20000
TA	23-Aug-19	TA/019/538	2019096	20000
TA	05-Sep-19	TA/019/568	2018208	150000
TA	06-Sep-19	TA/019/572	2018208	300000
TA	06-Sep-19	TA/019/573	2018208	300000
TA	24-Sep-19	TA/019/631	9262	50000
TA	10-Oct-19	TA/019/659	96097	20000
TA	18-Oct-19	TA/019/694	9262	5000
TA	18-Oct-19	TA/019/703	9262	5000
TA	30-Oct-19	TA/019/742	93046	10000
TA	11-Nov-19	TA/019/808	93046	10000
TA	13-Nov-19	TA/019/826	20010229	6000
TA	18-Nov-19	TA/019/838	9262	5000
TA	19-Nov-19	TA/019/854	9262	50000
TA	12-Dec-19	TA/019/966	2016056	18000
TA	02-Jan-20	TA/019/1003	9262	10000
TA	02-Jan-20	TA/019/1005	9262	50000
TA	02-Jan-20	TA/019/1006	9262	50000
CONS	16-Jan-20	CONS/019/561	20110151	20000
TA	27-Jan-20	TA/019/1095	9286	20000
TA	27-Jan-20	TA/019/1103	9286	20000
TA	31-Jan-20	TA/019/1121	2019354	6000
CONTG	13-Feb-20	CONTG/019/539	2015437	30000
TA	13-Feb-20	TA/019/1160	9262	50000
TA	11-Mar-20	TA/019/1233	2018149	9000
TA	11-Mar-20	TA/019/1234	2018149	9000
TA	12-Mar-20	TA/019/1255	2018016	25000
<b>2020-21</b>				
CONTG	20-Jul-20	CONTG/020/77	20050042	38000
CONTG	21-Aug-20	CONTG/020/117	2017518	130000

**INDIAN INSTITUTE OF TECHNOLOGY KANPUR**

**ACCOUNT - II**

**SCHEDULE E-7**

**DETAILS OF RECURRING ADVANCES OUTSTANDING AS ON 31ST MARCH' 2022**

**AMOUNT -`**

Advance Type	Advance Date	Advance Ref. No.	Project No.	Advance Amount
TA	26-Oct-20	TA/020/24	20040022	15000
TA	02-Nov-20	TA/020/30	20040022	40000
CONTG	12-Nov-20	CONTG/020/199	2017518	150000
TA	19-Nov-20	TA/020/37	20040022	15000
TA	07-Jan-21	TA/020/85	20040022	30000
EXPEND	12-Jan-21	EXPEND/020/13	2019325	50000
CONTG	05-Feb-21	CONTG/020/294	20120030	30000
RSGRNT	08-Feb-21	RSGRNT/020/15	2019078	60000
TA	15-Feb-21	TA/020/119	2017454	10000
CONTG	02-Mar-21	CONTG/020/323	2020382	40000
<b>2021-22</b>				
Consumables	03-06-2021	CONS/021/70	2020444	25000
Consumables	15-06-2021	CONS/021/92	93054	20000
Consumables	25-06-2021	CONS/021/105	2020444	40000
Consumables	29-06-2021	CONS/021/109	2019434	5000
Consumables	07-07-2021	CONS/021/121	2020330	300000
Consumables	27-07-2021	CONS/021/150	20110180	5000
Consumables	04-08-2021	CONS/021/163	2015147	50000
Consumables	09-08-2021	CONS/021/166	2021036	10000
Consumables	27-08-2021	CONS/021/199	2021033	10000
Consumables	29-09-2021	CONS/021/253	2020314	120000
Consumables	25-10-2021	CONS/021/310	2020371	20000
Consumables	26-10-2021	CONS/021/323	2021106	40000
Consumables	01-11-2021	CONS/021/330	2020371	15000
Consumables	03-11-2021	CONS/021/337	2020424	40000
Consumables	08-11-2021	CONS/021/345	20100060	20000
Consumables	08-11-2021	CONS/021/346	20060138	50000
Consumables	23-11-2021	CONS/021/366	2021032	10000
Consumables	24-11-2021	CONS/021/370	20100060	50000
Consumables	24-11-2021	CONS/021/371	20100060	50000
Consumables	29-11-2021	CONS/021/377	2019123	35000

**INDIAN INSTITUTE OF TECHNOLOGY KANPUR**

**ACCOUNT - II**

**SCHEDULE E-7**

**DETAILS OF RECURRING ADVANCES OUTSTANDING AS ON 31ST MARCH' 2022**

**AMOUNT-'**

<b>Advance Type</b>	<b>Advance Date</b>	<b>Advance Ref. No.</b>	<b>Project No.</b>	<b>Advance Amount</b>
Consumables	29-11-2021	CONS/021/378	20100060	50000
Consumables	23-12-2021	CONS/021/426	2018553	10000
Consumables	04-01-2022	CONS/021/450	2021025	150000
Consumables	11-01-2022	CONS/021/465	93050	18000
Consumables	13-01-2022	CONS/021/468	20040170	25000
Consumables	13-01-2022	CONS/021/469	20040170	5000
Consumables	20-01-2022	CONS/021/478	2018135	200000
Consumables	24-01-2022	CONS/021/486	2018506	50000
Consumables	27-01-2022	CONS/021/491	19980100	30000
Consumables	28-01-2022	CONS/021/495	2021254	300000
Consumables	01-02-2022	CONS/021/498	2021363	50000
Consumables	03-02-2022	CONS/021/509	2020042A	50000
Consumables	03-02-2022	CONS/021/510	2020102B	55000
Consumables	04-02-2022	CONS/021/512	2018320	50000
Consumables	17-02-2022	CONS/021/536	2019118	200000
Consumables	02-03-2022	CONS/021/580	2014294B	25000
Consumables	02-03-2022	CONS/021/581	2014294B	25000
Consumables	03-03-2022	CONS/021/587	2016408G	50000
Consumables	04-03-2022	CONS/021/589	93054	20000
Consumables	07-03-2022	CONS/021/591	2020009	150000
Consumables	07-03-2022	CONS/021/593	2021084	8496
Consumables	08-03-2022	CONS/021/595	2021328	200000
Consumables	08-03-2022	CONS/021/597	2017282B	20000
Consumables	09-03-2022	CONS/021/600	9009	5000
Consumables	09-03-2022	CONS/021/601	2019062	25000
Consumables	09-03-2022	CONS/021/602	2019062	25000
Consumables	09-03-2022	CONS/021/606	2020127	14160
Consumables	09-03-2022	CONS/021/607	2016408G	10000
Consumables	09-03-2022	CONS/021/609	2018004	25000
Consumables	11-03-2022	CONS/021/613	2021420	50000

**INDIAN INSTITUTE OF TECHNOLOGY KANPUR**

**ACCOUNT - II**

**SCHEDULE E-7**

**DETAILS OF RECURRING ADVANCES OUTSTANDING AS ON 31ST MARCH' 2022**

**AMOUNT -`**

Advance Type	Advance Date	Advance Ref. No.	Project No.	Advance Amount
Consumables	14-03-2022	CONS/021/615	2014294B	30000
Consumables	14-03-2022	CONS/021/616	2019317	50000
Consumables	15-03-2022	CONS/021/621	2021044	100000
Consumables	17-03-2022	CONS/021/624	2018004	49910
Consumables	17-03-2022	CONS/021/627	2020221	95000
Consumables	23-03-2022	CONS/021/629	2021253	5000
Consumables	24-03-2022	CONS/021/630	2021095	49950
Consumables	25-03-2022	CONS/021/631	2017369	120000
Consumables	28-03-2022	CONS/021/632	2018281	100000
Consumables	28-03-2022	CONS/021/633	2019522	200000
Contingency	08-04-2021	CONTG/021/12	20120035	70000
Contingency	28-04-2021	CONTG/021/35	2019122	20000
Contingency	29-07-2021	CONTG/021/107	2020441	15000
Contingency	11-08-2021	CONTG/021/123	20050042	42000
Contingency	19-08-2021	CONTG/021/129	20060279	25000
Contingency	27-09-2021	CONTG/021/174	2016261	50000
Contingency	06-10-2021	CONTG/021/180	2014212	36541
Contingency	07-10-2021	CONTG/021/181	2021184	45000
Contingency	25-10-2021	CONTG/021/200	2014212	40000
Contingency	25-10-2021	CONTG/021/203	2021106	20000
Contingency	27-10-2021	CONTG/021/210	2014356	250000
Contingency	25-11-2021	CONTG/021/247	2021036	25000
Contingency	29-11-2021	CONTG/021/253	2021176	15000
Contingency	02-12-2021	CONTG/021/259	2019246	50000
Contingency	24-12-2021	CONTG/021/291	2017338	10000
Contingency	29-12-2021	CONTG/021/292	20120035	50000
Contingency	29-12-2021	CONTG/021/294	2021093	50000
Contingency	29-12-2021	CONTG/021/295	2021033	25000
Contingency	30-12-2021	CONTG/021/297	2021205	50000
Contingency	30-12-2021	CONTG/021/300	2014085	150000

**INDIAN INSTITUTE OF TECHNOLOGY KANPUR**

**ACCOUNT - II**

**SCHEDULE E-7**

**DETAILS OF RECURRING ADVANCES OUTSTANDING AS ON 31ST MARCH' 2022**

**AMOUNT-'**

Advance Type	Advance Date	Advance Ref. No.	Project No.	Advance Amount
Contingency	03-01-2022	CONTG/021/304	9009	10000
Contingency	04-01-2022	CONTG/021/308	19970123	40000
Contingency	12-01-2022	CONTG/021/315	19990168	100000
Contingency	14-01-2022	CONTG/021/318	2017440	20000
Contingency	24-01-2022	CONTG/021/324	2018461	15000
Contingency	02-02-2022	CONTG/021/333	2019272	50000
Contingency	03-02-2022	CONTG/021/336	2020410	200000
Contingency	07-02-2022	CONTG/021/337	2020230	25000
Contingency	07-02-2022	CONTG/021/338	2020230	25000
Contingency	08-02-2022	CONTG/021/339	2020038	400000
Contingency	08-02-2022	CONTG/021/340	2018461	25000
Contingency	14-02-2022	CONTG/021/346	9009	10000
Contingency	14-02-2022	CONTG/021/347	2021040	117905
Contingency	16-02-2022	CONTG/021/350	2020410	200000
Contingency	16-02-2022	CONTG/021/351	2015433	50000
Contingency	16-02-2022	CONTG/021/352	2020410	200000
Contingency	18-02-2022	CONTG/021/355	2017338	15000
Contingency	02-03-2022	CONTG/021/363	2019024	10000
Contingency	03-03-2022	CONTG/021/366	2016408F	25000
Contingency	03-03-2022	CONTG/021/368	2019050	25000
Contingency	03-03-2022	CONTG/021/369	2019050	25000
Contingency	03-03-2022	CONTG/021/371	2016408J	300000
Contingency	04-03-2022	CONTG/021/373	2019199	40000
Contingency	09-03-2022	CONTG/021/377	9009	25000
Contingency	15-03-2022	CONTG/021/380	2020024	31368
Contingency	15-03-2022	CONTG/021/381	2014085	50000
Contingency	16-03-2022	CONTG/021/384	2018195	5000
Contingency	16-03-2022	CONTG/021/385	2019050	25000
Contingency	17-03-2022	CONTG/021/387	20120286	25000
Contingency	22-03-2022	CONTG/021/389	2019050	25000



**INDIAN INSTITUTE OF TECHNOLOGY KANPUR**

**ACCOUNT - II**

**SCHEDULE E-7**

**DETAILS OF RECURRING ADVANCES OUTSTANDING AS ON 31ST MARCH' 2022**

**AMOUNT-**

Advance Type	Advance Date	Advance Ref. No.	Project No.	Advance Amount
Contingency	23-03-2022	CONTG/021/390	2020210	25000
Contingency	23-03-2022	CONTG/021/391	2020210	10000
Contingency	28-03-2022	CONTG/021/392	2021347	50000
Contingency	28-03-2022	CONTG/021/393	2018281	100000
Contingency	28-03-2022	CONTG/021/394	2019554	14000
Others	27-10-2021	EXPEND/021/7	2019325	200000
Others	10-02-2022	EXPEND/021/9	2020243	25000
FTA	29-11-2021	FTA/021/2	2018544	379000
FTA	29-11-2021	FTA/021/3	2018544	379000
FTA	29-11-2021	FTA/021/4	2018544	379000
Others	22-03-2022	ICOLL/021/1	2019123	261000
Others	26-03-2022	ICOLL/021/2	2019123	272000
Others	22-03-2022	O.EXP./021/1	2016014A	564700
Others	28-03-2022	OTHERS/021/28	2018281	200000
Others	27-07-2021	OUTS/021/1	2020265	250000
Salary	27-07-2021	RSGRNT/021/7	2019504	20000
Salary	12-11-2021	RSGRNT/021/14	2020328	75000
Salary	22-02-2022	RSGRNT/021/34	2020168	10000
Salary	11-03-2022	RSGRNT/021/39	2019392	20000
TA	09-09-2021	TA/021/80	93049	5000
TA	18-10-2021	TA/021/110	2017061	100000
TA	21-10-2021	TA/021/118	2021106	60000
TA	03-11-2021	TA/021/129	2020314	20000
TA	18-11-2021	TA/021/157	2021007	125000
TA	01-12-2021	TA/021/175	2020371	5000
TA	06-12-2021	TA/021/183	2019187	45000
TA	07-12-2021	TA/021/196	2020391	5000
TA	09-12-2021	TA/021/199	2020202	25000
TA	10-12-2021	TA/021/200	2020111	50000
TA	17-12-2021	TA/021/207	2019437	30000

**INDIAN INSTITUTE OF TECHNOLOGY KANPUR****ACCOUNT - II****SCHEDULE E-7****DETAILS OF RECURRING ADVANCES OUTSTANDING AS ON 31ST MARCH' 2022****AMOUNT-'**

Advance Type	Advance Date	Advance Ref. No.	Project No.	Advance Amount
TA	20-12-2021	TA/021/209	2020346	25000
TA	27-12-2021	TA/021/212	2020111	30000
TA	11-01-2022	TA/021/235	93050	10000
TA	20-01-2022	TA/021/241	2020111	30000
TA	20-01-2022	TA/021/242	2018195	25000
TA	04-02-2022	TA/021/259	19970123	15000
TA	14-02-2022	TA/021/266	2020354	2000
TA	14-02-2022	TA/021/267	2021328	4000
TA	22-02-2022	TA/021/282	2020151	15000
TA	22-02-2022	TA/021/283	2020151	15000
TA	23-02-2022	TA/021/285	9286	20000
TA	23-02-2022	TA/021/286	9286	20000
TA	24-02-2022	TA/021/287	94217	100000
TA	24-02-2022	TA/021/289	95082	20000
TA	02-03-2022	TA/021/298	94062	1000
TA	03-03-2022	TA/021/302	2021136A	20000
TA	03-03-2022	TA/021/306	2016261	100000
TA	03-03-2022	TA/021/307	2019531	10000
TA	04-03-2022	TA/021/308	2020357	16855
TA	04-03-2022	TA/021/310	2020429	35000
TA	04-03-2022	TA/021/311	2021136A	15000
TA	07-03-2022	TA/021/315	2020429	25000
TA	07-03-2022	TA/021/316	2020429	25000
TA	08-03-2022	TA/021/317	20080085	50000
TA	08-03-2022	TA/021/318	2018537	25000
TA	10-03-2022	TA/021/323	2019029	19000
TA	11-03-2022	TA/021/324	9248	20000
TA	14-03-2022	TA/021/325	2016261	30000
TA	14-03-2022	TA/021/326	2020452	60000
TA	14-03-2022	TA/021/327	2020452	70000

**INDIAN INSTITUTE OF TECHNOLOGY KANPUR**

**ACCOUNT - II**

**SCHEDULE E-7**

**DETAILS OF RECURRING ADVANCES OUTSTANDING AS ON 31ST MARCH' 2022**

**AMOUNT-**

Advance Type	Advance Date	Advance Ref. No.	Project No.	Advance Amount
TA	15-03-2022	TA/021/328	20100290	40000
TA	15-03-2022	TA/021/329	2016261	30000
TA	15-03-2022	TA/021/331	2015320	15000
TA	15-03-2022	TA/021/332	20040108	3500
TA	16-03-2022	TA/021/333	2018404	200000
TA	16-03-2022	TA/021/334	2019062	20000
TA	16-03-2022	TA/021/335	2019062	20000
TA	16-03-2022	TA/021/336	2018049	3000
TA	16-03-2022	TA/021/337	2021028	25000
TA	17-03-2022	TA/021/339	2021028	20000
TA	17-03-2022	TA/021/340	2017057	25000
TA	22-03-2022	TA/021/342	2016261	10000
TA	23-03-2022	TA/021/345	2021106	10000
TA	24-03-2022	TA/021/346	2019507	350000
TA	24-03-2022	TA/021/347	2021052	50000
TA	24-03-2022	TA/021/348	2021185	15000
TA	25-03-2022	TA/021/349	2021049	35000
TA	25-03-2022	TA/021/350	2017402	13000
TA	25-03-2022	TA/021/351	2021328	20000
TA	28-03-2022	TA/021/352	2021049	45000
TA	28-03-2022	TA/021/353	20100025	15000
TA	28-03-2022	TA/021/354	2021347	15000
Training	21-03-2022	WSHOP/021/5	2021002	100000
			<b>TOTAL</b>	<b>15283685</b>

INDIAN INSTITUTE OF TECHNOLOGY KANPUR  
ACCOUNT - II

SCHEDULE E-8

DETAILS OF STAFF ADVANCES OUTSTANDING AS ON 31ST MARCH' 2022

AMOUNT-

PARTICULARS	OPENING BALANCE AS ON 01.04.2021	GIVEN DURING THE YEAR	RECOVERED DURING THE YEAR	CLOSING BALANCE AS ON 31.03.2022
House Building Advance	28,913	-	18,000	10,913
Computer Advances	1,73,646	-	68,341	1,05,305
<b>TOTAL</b>	<b>2,02,559</b>	<b>-</b>	<b>86,341</b>	<b>1,16,218</b>

**INDIAN INSTITUTE OF TECHNOLOGY KANPUR**

**ACCOUNT - II**

**SCHEDULE FORMING PART OF BALANCE SHEET AS AT 31ST MARCH'2022**

**SCHEDULE - 'F-1'**

**RECONCILIATION OF PROJECT BALANCES AS AT 31ST MARCH'2022**

PARTICULARS		AMOUNT
Opening Balance of Project Balances as on 01.04.2021		3074071174
Add: Balance from Income & Expenditure of FY 2021-22		552726597.5
		<b>3626797772</b>
Add: Receivables from Account-I		
Project No. 2019418	21000	
Project No. 2018389	150000	<b>171000</b>
		<b>3626968772</b>
Add: Receivables from Endowment		
Project No. 20130153	1671710	
Project No. 20070124	1176525	
Project No. 20020342	45000	
Project No. 20130164	25500	
Project No. 2018451	8260	
Project No. 2021009	200000	
Project No. 2019121	90000	
Project No. 2016017	72483	
Project No. 2018308	24100	
Project No. 2021136A	112066	
Project No. 2019016	337861	
Project No. 2021012	184171	
Project No. 2020391	22225831	
Project No. 2021044	682698	
Project No. 2021420	80852	26937057
		<b>3653905829</b>
Less: Opening Balance of Project No. 2016048 for Settlement of Interest received		15050167
Less: GST ITC realizable from Projects		1655467
Add: Previous Year Initiation Grants credited to Project Accounts		31598427
Add: Opening Balance of Project No. 2017396 for Settlement of Refund of Income Tax TDS		9018612
<b>CLOSING BALANCE AS ON 31.03.2022</b>		<b>3677817234</b>
<b>BALANCE AS PER NET DEBIT/CREDIT BALANCES OF PROJECTS</b>		3,67,78,17,233
<b>DIFFERENCE</b>		0.5

**INDIAN INSTITUTE OF TECHNOLOGY KANPUR**  
**ACCOUNT - II**  
**SCHEDULES FORMING PART OF INCOME & EXPENDITURE ACCOUNT**  
**FOR THE YEAR ENDED 31ST MARCH 2022**

**SCHEDULE 'G'**

**DETAILS OF GRANTS RECEIVED DURING THE YEAR 2021-22**

S. NO.	PARTICULARS	RECEIVED	REFUND/ TRANSFER	NET AS PER RECEIPT & PAYMENT	ADD (LESS) ADJUSTMENT VOUCHER	TOTAL GRANT RECEIVED
1	From Government of India	1,88,61,54,831	11,69,89,335	1,76,91,65,496	-	1,76,91,65,496
2	From State Government	3,85,84,283	36,69,346	3,49,14,937	-	3,49,14,937
3	From Other Sources including Testing Fees	90,69,33,983	23,21,76,521	67,47,57,462	93,98,390	68,41,55,852
<b>TOTAL</b>		<b>2,83,16,73,097</b>	<b>35,28,35,202</b>	<b>2,47,88,37,895</b>	<b>93,98,390</b>	<b>2,48,82,36,285</b>

**SCHEDULE 'H'**

**DETAILS OF STAFF PAYMENT AND BENEFITS (ESTABLISHMENT EXPENSES)**  
**DURING THE YEAR 2021-22**

S. NO.	PARTICULARS	PAID	REFUND	NET AS PER RECEIPT & PAYMENT	ADD PROVISIONS/ TRANSFER ADJUSTMENT	TOTAL EXPENDITURE
1	Salary	52,07,29,769	2,59,43,990	49,47,85,779	3,64,61,775	53,12,47,554
2	TA	3,72,97,183	26,33,742	3,46,63,441	-	3,46,63,441
3	Honorarium / Consultancy	21,45,98,536	1,65,55,606	19,80,42,930	-	19,80,42,930
4	Foreign Travel	9,81,475	12,000	9,69,475	-	9,69,475
<b>TOTAL</b>		<b>77,36,06,963</b>	<b>4,51,45,338</b>	<b>72,84,61,625</b>	<b>3,64,61,775</b>	<b>76,49,23,400</b>

**INDIAN INSTITUTE OF TECHNOLOGY KANPUR**  
**ACCOUNT - II**  
**SCHEDULES FORMING PART OF INCOME & EXPENDITURE ACCOUNT**

**SCHEDULE 'I'**

**DETAILS OF ACADEMIC EXPENSES DURING THE YEAR 2021-22**

S. NO.	PARTICULARS	PAID	REFUND	NET AS PER RECEIPT & PAYMENT	ADD PROVISIONS/ TRANSFER ADJUSTMENT	TOTAL EXPENDITURE
1	Workshop & Training	89,47,547	8,02,944	81,44,603	-	81,44,603
	<b>TOTAL</b>	<b>89,47,547</b>	<b>8,02,944</b>	<b>81,44,603</b>	<b>-</b>	<b>81,44,603</b>

**SCHEDULE 'J'**

**DETAILS OF ADMINISTRATION AND GENERAL EXPENSES DURING THE YEAR 2021-22**

S. NO.	PARTICULARS	PAID	REFUND	NET AS PER RECEIPT & PAYMENT	ADD PROVISIONS/ TRANSFER ADJUSTMENT	TOTAL EXPENDITURE
1	Consumables	35,19,71,501	33,49,091	34,86,22,410	29,12,915	35,15,35,325
2	Contingency	14,91,84,425	20,12,852	14,71,71,573	5,45,974.00	14,77,17,547
3	Overheads	11,44,65,702	-	11,44,65,702	-	11,44,65,702
4	Meeting Expenses	1,15,033	-	1,15,033	-	1,15,033
5	Payment to incubatees	1,06,13,699	-	1,06,13,699	-	1,06,13,699
6	Printing & Publication	2,81,515	-	2,81,515	-	2,81,515
7	Other Recurring Exp	7,64,22,096	20,68,802	7,43,53,294	1,74,86,444	9,18,39,738
8	Prior Period Adjustment (Initiation Grant)	-	-	-	3,15,98,427	3,15,98,427
	<b>TOTAL</b>	<b>70,30,53,971</b>	<b>74,30,745</b>	<b>69,56,23,226</b>	<b>5,25,43,760</b>	<b>74,81,66,986</b>

**INDIAN INSTITUTE OF TECHNOLOGY KANPUR**  
**ACCOUNT - II**  
**SCHEDULES FORMING PART OF INCOME & EXPENDITURE ACCOUNT**

**SCHEDULE 'K'**

**DETAILS OF REPAIRS & MAINTENANCE DURING THE YEAR 2021-22**

S. NO.	PARTICULARS	PAID	REFUND	NET AS PER RECEIPT & PAYMENT	ADD PROVISIONS/ TRANSFER ADJUSTMENT	TOTAL EXPENDITURE
1	Maintenance	43,12,956	1,000	43,11,956	6,61,500	49,73,456
	<b>TOTAL</b>	<b>43,12,956</b>	<b>1,000</b>	<b>43,11,956</b>	<b>6,61,500</b>	<b>49,73,456</b>



**INDIAN INSTITUTE OF TECHNOLOGY KANPUR**

**ACCOUNT - II**

**SCHEDULE FORMING PART OF BALANCE SHEET**

**SCHEDULE - '3A' (Consolidated Balance Sheet)**

**SCHEDULE - 'F-2'**

**SCHEDULE OF SPONSORED PROJECT BALANCES AS AT 31ST MARCH'2022**

PROJECT NUMBER	SPONSOR CODE	SPONSOR NAME	OPENING BALANCE - 01.04.2021		EXPENDITURES	RECEIPTS	CLOSING BALANCE - 31.03.2022	
			DEBIT	CREDIT			DEBIT	CREDIT
20080359	ADA	AERONAUTICAL DEVELOPMENT AGENCY	24,878	-	-	-	24,878	-
20090075	ADA	AERONAUTICAL DEVELOPMENT AGENCY	-	33,874	-	-	-	33,874
20100100	ADA	AERONAUTICAL DEVELOPMENT AGENCY	-	2,11,014	-	-	-	2,11,014
20100155	ADA	AERONAUTICAL DEVELOPMENT AGENCY	3,65,846	-	-	-	3,65,846	-
20110042	ADA	AERONAUTICAL DEVELOPMENT AGENCY	61,958	-	-	-	61,958	-
20120302	ADA	AERONAUTICAL DEVELOPMENT AGENCY	64,852	-	-	-	64,852	-
2017023	ADA	AERONAUTICAL DEVELOPMENT AGENCY	8,166	-	-	-	8,166	-
2018263	ADA	AERONAUTICAL DEVELOPMENT AGENCY	4,57,839	-	-	-	4,57,839	-
2019284	ADA	AERONAUTICAL DEVELOPMENT AGENCY	2,40,811	-	-	10,55,460	-	8,14,649
2020153	ADA	AERONAUTICAL DEVELOPMENT AGENCY	-	32,17,313	33,34,736	-	1,17,423	-
20130087	ADE	AERONAUTICAL DEVELOPMENT ESTABLISHMENT	-	13,29,040	13,29,040	-	-	-
2016197	ADE	AERONAUTICAL DEVELOPMENT ESTABLISHMENT	-	1,35,99,217	1,35,99,217	-	-	-
2017101B	ADE	AERONAUTICAL DEVELOPMENT ESTABLISHMENT	-	45,09,892	45,09,892	-	-	-
2018446	ADE	AERONAUTICAL DEVELOPMENT ESTABLISHMENT	-	5,23,315	93,43,315	88,20,000	-	-
2019147	ADE	AERONAUTICAL DEVELOPMENT ESTABLISHMENT	-	32,72,200	91,16,000	58,43,800	-	-

**INDIAN INSTITUTE OF TECHNOLOGY KANPUR**  
**ACCOUNT - II**  
**SCHEDULE FORMING PART OF BALANCE SHEET**

**SCHEDULE - '3A' (Consolidated Balance Sheet)**

**SCHEDULE - 'F-2'**

**SCHEDULE OF SPONSORED PROJECT BALANCES AS AT 31ST MARCH'2022**

PROJECT NUMBER	SPONSOR CODE	SPONSOR NAME	OPENING BALANCE - 01.04.2021		EXPENDITURES	RECEIPTS	CLOSING BALANCE - 31.03.2022	
			DEBIT	CREDIT			DEBIT	CREDIT
20030165	ADRDE	AERIAL DELIVERY RESEARCH AND DEVELOPMENT ESTABLISHMENT	1,18,875	-	-	-	1,18,875	-
20090040	ADRDE	AERIAL DELIVERY RESEARCH AND DEVELOPMENT ESTABLISHMENT	-	2,21,862	-	-	-	2,21,862
20090041	ADRDE	AERIAL DELIVERY RESEARCH AND DEVELOPMENT ESTABLISHMENT	-	1,59,689	-	-	-	1,59,689
20090044	ADRDE	AERIAL DELIVERY RESEARCH AND DEVELOPMENT ESTABLISHMENT	-	2,42,000	-	-	-	2,42,000
20130322	ADRDE	AERIAL DELIVERY RESEARCH AND DEVELOPMENT ESTABLISHMENT	-	1,61,667	-	-	-	1,61,667
2016070	ADRDE	AERIAL DELIVERY RESEARCH AND DEVELOPMENT ESTABLISHMENT	4,99,200	-	-	4,99,200	-	-
2018234	ADRDE	AERIAL DELIVERY RESEARCH AND DEVELOPMENT ESTABLISHMENT	-	17,400	400	-	-	17,000
2019270	ADRDE	AERIAL DELIVERY RESEARCH AND DEVELOPMENT ESTABLISHMENT	-	1,65,000	1,65,000	-	-	-
2019283	ADRDE	AERIAL DELIVERY RESEARCH AND DEVELOPMENT ESTABLISHMENT	-	46,79,000	46,79,000	-	-	-
2020134	ADRDE	AERIAL DELIVERY RESEARCH AND DEVELOPMENT ESTABLISHMENT	-	-	19,80,000	19,80,000	-	-

**INDIAN INSTITUTE OF TECHNOLOGY KANPUR**  
**ACCOUNT - II**  
**SCHEDULE FORMING PART OF BALANCE SHEET**

**SCHEDULE - '3A' (Consolidated Balance Sheet)**

**SCHEDULE - 'F-2'**

**SCHEDULE OF SPONSORED PROJECT BALANCES AS AT 31ST MARCH'2022**

PROJECT NUMBER	SPONSOR CODE	SPONSOR NAME	OPENING BALANCE - 01.04.2021		EXPENDITURES	RECEIPTS	CLOSING BALANCE - 31.03.2022	
			DEBIT	CREDIT			DEBIT	CREDIT
19970024	AICTE	ALL INDIA COUNCIL OF TECH EDU	7,500	-	-	-	7,500	-
20020329	AICTE	ALL INDIA COUNCIL OF TECH EDU	6,46,118	-	-	-	6,46,118	-
20070139	AICTE	ALL INDIA COUNCIL OF TECH EDU	-	342	-	-	-	342
20130248	AICTE	ALL INDIA COUNCIL OF TECH EDU	4,57,346	-	-	-	4,57,346	-
96266	AICTE	ALL INDIA COUNCIL OF TECH EDU	-	12,000	-	-	-	12,000
20070146	AIP	AUTODESK INDIA PVT LTD	51,876	-	-	-	51,876	-
2016469	AMIPL	APPLIED MATERIALS INDIA PRIVATE LIMITED	-	29,108	-	-	-	29,108
2016471	AMIPL	APPLIED MATERIALS INDIA PRIVATE LIMITED	-	6,666	-	-	-	6,666
2016484	AMIPL	APPLIED MATERIALS INDIA PRIVATE LIMITED	-	3,61,907	-	-	-	3,61,907
2016485	AMIPL	APPLIED MATERIALS INDIA PRIVATE LIMITED	-	5,461	-	-	-	5,461
20060089	AOARD	ASIAN OFFICE OF AEROSPACE RESEARCH AND DEVELOPMENT	-	544	-	-	-	544
20060107	AOARD	ASIAN OFFICE OF AEROSPACE RESEARCH AND DEVELOPMENT	18,840	-	-	-	18,840	-
20080142	AOARD	ASIAN OFFICE OF AEROSPACE RESEARCH AND DEVELOPMENT	-	4,30,224	-	-	-	4,30,224
2021490	APN	ASIA PACIFIC NETWORK	-	-	-	2,80,000	-	2,80,000
19980278	ARDB	AERONAUTICS R&D BOARD	40	-	-	-	40	-
20020303	ARDB	AERONAUTICS R&D BOARD	-3	-	-	-	-	3
20040196	ARDB	AERONAUTICS R&D BOARD	6,826	-	-	-	6,826	-
20060035	ARDB	AERONAUTICS R&D BOARD	78,442	-	-	-	78,442	-
20070044	ARDB	AERONAUTICS R&D BOARD	1,66,491	-	-	-	1,66,491	-
20070230	ARDB	AERONAUTICS R&D BOARD	-	2,25,511	-	-	-	2,25,511

**INDIAN INSTITUTE OF TECHNOLOGY KANPUR**  
**ACCOUNT - II**  
**SCHEDULE FORMING PART OF BALANCE SHEET**

**SCHEDULE - '3A' (Consolidated Balance Sheet)**

**SCHEDULE - 'F-2'**

**SCHEDULE OF SPONSORED PROJECT BALANCES AS AT 31ST MARCH'2022**

PROJECT NUMBER	SPONSOR CODE	SPONSOR NAME	OPENING BALANCE - 01.04.2021		EXPENDITURES	RECEIPTS	CLOSING BALANCE - 31.03.2022	
			DEBIT	CREDIT			DEBIT	CREDIT
20090020	ARDB	AERONAUTICS R&D BOARD	48,436	-	-	-	48,436	-
20100144	ARDB	AERONAUTICS R&D BOARD	5,27,575	-	-	-	5,27,575	-
20120337	ARDB	AERONAUTICS R&D BOARD	23,400	-	-	-	23,400	-
2015436	ARDB	AERONAUTICS R&D BOARD	44,165	-	-	-	44,165	-
2016104	ARDB	AERONAUTICS R&D BOARD	4,12,031	-	-	-	4,12,031	-
2016381	ARDB	AERONAUTICS R&D BOARD	-	756	756	-	-	-
2017173	ARDB	AERONAUTICS R&D BOARD	-1	-	-	-	-	1
2017326	ARDB	AERONAUTICS R&D BOARD	23,389	-	-	-	23,389	-
2018189	ARDB	AERONAUTICS R&D BOARD	3,14,136	-	29,813	3,15,000	28,949	-
2018204	ARDB	AERONAUTICS R&D BOARD	2,87,119	-	-	-	2,87,119	-
2019186	ARDB	AERONAUTICS R&D BOARD	-	25,636	54,343	93,777	-	65,070
2019232	ARDB	AERONAUTICS R&D BOARD	-	1,08,338	8,06,920	6,98,582	-	-
2019365	ARDB	AERONAUTICS R&D BOARD	-	9,46,290	5,43,703	12,34,737	-	16,37,324
2020312	ARDB	AERONAUTICS R&D BOARD	-	44,85,000	12,30,000	-	-	32,55,000
2020386	ARDB	AERONAUTICS R&D BOARD	-	36,93,468	21,76,189	-	-	15,17,279
2021170	ARDB	AERONAUTICS R&D BOARD	-	-	19,03,041	63,54,000	-	44,50,959
2021254	ARDB	AERONAUTICS R&D BOARD	-	-	14,14,359	63,64,700	-	49,50,341
2021363	ARDB	AERONAUTICS R&D BOARD	-	-	10,74,697	42,82,860	-	32,08,163
2021497	ARDB	AERONAUTICS R&D BOARD	-	-	-	35,04,100	-	35,04,100
20070276	ARMREB	ARMAMENT RESEARCH BOARD	26,052	-	-	-	26,052	-
2016138	ARMREB	ARMAMENT RESEARCH BOARD	-	-	75,947	75,947	-	-
2021304	ARMREB	ARMAMENT RESEARCH BOARD	-	-	-	10,07,500	-	10,07,500
2020314	ASTDYS	ASYMMETRIC TECHNOLOGIES DYSL AST KOLKATA	-	6,81,519	21,00,016	7,32,433	6,86,064	-

**INDIAN INSTITUTE OF TECHNOLOGY KANPUR**  
**ACCOUNT - II**  
**SCHEDULE FORMING PART OF BALANCE SHEET**

**SCHEDULE - '3A' (Consolidated Balance Sheet)**

**SCHEDULE - 'F-2'**

**SCHEDULE OF SPONSORED PROJECT BALANCES AS AT 31ST MARCH'2022**

PROJECT NUMBER	SPONSOR CODE	SPONSOR NAME	OPENING BALANCE - 01.04.2021		EXPENDITURES	RECEIPTS	CLOSING BALANCE - 31.03.2022	
			DEBIT	CREDIT			DEBIT	CREDIT
20040211	ASTRAZ	ASTRAZENECA RESEARCH FOUNDATION INDIA	648	-	-	-	648	-
2019336	AVHF	ALEXANDER VON HUMBOLDT FOUNDATION	-	7,49,835	3,98,419	6,119	-	3,57,535
2020370	AVHF	ALEXANDER VON HUMBOLDT FOUNDATION	-	-	4,81,453	9,04,061	-	4,22,608
20070303	BARC	BHABHA ATOMIC RESEARCH CENTRE	1	-	-	-	1	-
20120021	BARC	BHABHA ATOMIC RESEARCH CENTRE	4,16,221	-	-	-	4,16,221	-
20120195	BARC	BHABHA ATOMIC RESEARCH CENTRE	2,46,799	-	-	-	2,46,799	-
20130260	BARC	BHABHA ATOMIC RESEARCH CENTRE	4,01,907	-	-	-	4,01,907	-
2015036	BARC	BHABHA ATOMIC RESEARCH CENTRE	-	40,97,056	11,12,322	-	-	29,84,734
2016244	BARC	BHABHA ATOMIC RESEARCH CENTRE	-	11	-	-	-	11
2016384	BARC	BHABHA ATOMIC RESEARCH CENTRE	-	8,67,233	8,67,233	-	-	-
2017253	BARC	BHABHA ATOMIC RESEARCH CENTRE	-	4,14,891	4,14,891	-	-	-
2020401	BBRF	BRAIN AND BEHAVIOR RESEARCH FOUNDATION	-	18,34,810	11,80,720	13,26,295	-	19,80,385
20070229	BCD	BRITISH COUNCIL DIVISION, NEW DELHI	4,13,477	-	-	-	4,13,477	-
2016132	BDMC	BERKELEY DEVICE MODELING CENTER(BDMC)	-	-	71,55,307	95,58,774	-	24,03,467
2018353	BEL	BHARAT ELECTRONICS LIMITED	15,41,128	-	4,729	-	15,45,857	-
2018443	BEL	BHARAT ELECTRONICS LIMITED	14,60,949	-	-	-	14,60,949	-

**INDIAN INSTITUTE OF TECHNOLOGY KANPUR**  
**ACCOUNT - II**  
**SCHEDULE FORMING PART OF BALANCE SHEET**

**SCHEDULE - '3A' (Consolidated Balance Sheet)**

**SCHEDULE - 'F-2'**

**SCHEDULE OF SPONSORED PROJECT BALANCES AS AT 31ST MARCH'2022**

PROJECT NUMBER	SPONSOR CODE	SPONSOR NAME	OPENING BALANCE - 01.04.2021		EXPENDITURES	RECEIPTS	CLOSING BALANCE - 31.03.2022	
			DEBIT	CREDIT			DEBIT	CREDIT
2018464	BEL	BHARAT ELECTRONICS LIMITED	13,51,114	-	17,718	-	13,68,832	-
20050263	BELL	BELL LABS FELLOWSHIP SCHEME INDIA	-	6,37,500	-	-	-	6,37,500
2020306	BEML	BEML LIMITED	-	1,15,09,762	2,58,34,264	64,25,400	78,99,102	-
20120328	BIRAC	BIOTECHNOLOGY INDUSTRY RESEARCH ASSISTANCE COUNCIL	79,225	-	-	-	79,225	-
2016353	BIRAC	BIOTECHNOLOGY INDUSTRY RESEARCH ASSISTANCE COUNCIL	-	51,614	-	-	-	51,614
2017354	BIRAC	BIOTECHNOLOGY INDUSTRY RESEARCH ASSISTANCE COUNCIL	-	57,42,295	57,08,313	2,37,995	-	2,71,977
2017356	BIRAC	BIOTECHNOLOGY INDUSTRY RESEARCH ASSISTANCE COUNCIL	-	3,328	3,63,782	3,60,454	-	-
2019246	BIRAC	BIOTECHNOLOGY INDUSTRY RESEARCH ASSISTANCE COUNCIL	-	51,55,652	95,89,107	1,12,30,837	-	67,97,382
2019272	BIRAC	BIOTECHNOLOGY INDUSTRY RESEARCH ASSISTANCE COUNCIL	-	6,96,79,477	3,54,14,905	-	-	3,42,64,572
2020265	BIRAC	BIOTECHNOLOGY INDUSTRY RESEARCH ASSISTANCE COUNCIL	-	10,26,967	25,68,219	7,39,293	8,01,959	-
2019108	BMGF	BILL AND MELINDA GATES FOUNDATION AND TAT TRUSTS	-	20,88,792	71,08,284	-	50,19,492	-
20080273	BOEING	BOEING	-	4,21,483	4,11,277	-	-	10,206
20110129	BOEING	BOEING	-	2,532	-	-	-	2,532
20120165	BOEING	BOEING	-	549	-	-	-	549
2016081	BOEING	BOEING	-	32,78,360	17,57,409	-	-	15,20,951
2017097	BOEING	BOEING	8,836	-	-	-	8,836	-
2018260	BOEING	BOEING	5,42,755	-	-	5,75,043	-	32,288
20090116	BRFST	BOARD OF RESEARCH IN FUSION SCIENCE & TECHNOLOGY	43,333	-	-	43,333	-	-

**INDIAN INSTITUTE OF TECHNOLOGY KANPUR****ACCOUNT - II****SCHEDULE FORMING PART OF BALANCE SHEET****SCHEDULE - '3A' (Consolidated Balance Sheet)****SCHEDULE - 'F-2'****SCHEDULE OF SPONSORED PROJECT BALANCES AS AT 31ST MARCH'2022**

PROJECT NUMBER	SPONSOR CODE	SPONSOR NAME	OPENING BALANCE - 01.04.2021		EXPENDITURES	RECEIPTS	CLOSING BALANCE - 31.03.2022	
			DEBIT	CREDIT			DEBIT	CREDIT
20030311	BRNS	BOARD OF RESEARCH IN NUCLEAR SCIENCES	1,81,860	-	-	-	1,81,860	-
20040087	BRNS	BOARD OF RESEARCH IN NUCLEAR SCIENCES	-	4,951	-	-	-	4,951
20060117	BRNS	BOARD OF RESEARCH IN NUCLEAR SCIENCES	-	500	-	-	-	500
20060276	BRNS	BOARD OF RESEARCH IN NUCLEAR SCIENCES	-	2,65,736	-	-	-	2,65,736
20070221	BRNS	BOARD OF RESEARCH IN NUCLEAR SCIENCES	60,359	-	-	-	60,359	-
20090033	BRNS	BOARD OF RESEARCH IN NUCLEAR SCIENCES	1,21,016	-	-	1,21,016	-	-
20100224	BRNS	BOARD OF RESEARCH IN NUCLEAR SCIENCES	1,09,273	-	-	-	1,09,273	-
20110028	BRNS	BOARD OF RESEARCH IN NUCLEAR SCIENCES	14,328	-	-	-	14,328	-
20110115	BRNS	BOARD OF RESEARCH IN NUCLEAR SCIENCES	1,44,539	-	-	-	1,44,539	-
20120182	BRNS	BOARD OF RESEARCH IN NUCLEAR SCIENCES	-	79,898	-	-	-	79,898
20120186	BRNS	BOARD OF RESEARCH IN NUCLEAR SCIENCES	5,16,791	-	-	-	5,16,791	-
20130053	BRNS	BOARD OF RESEARCH IN NUCLEAR SCIENCES	-	14,989	-	-	-	14,989
20130076	BRNS	BOARD OF RESEARCH IN NUCLEAR SCIENCES	-	44,817	-	-	-	44,817
20130126	BRNS	BOARD OF RESEARCH IN NUCLEAR SCIENCES	-	1,77,840	-	-	-	1,77,840
20130251	BRNS	BOARD OF RESEARCH IN NUCLEAR SCIENCES	1,76,120	-	-	-	1,76,120	-

**INDIAN INSTITUTE OF TECHNOLOGY KANPUR**

**ACCOUNT - II**

**SCHEDULE FORMING PART OF BALANCE SHEET**

**SCHEDULE - '3A' (Consolidated Balance Sheet)**

**SCHEDULE - 'F-2'**

**SCHEDULE OF SPONSORED PROJECT BALANCES AS AT 31ST MARCH'2022**

PROJECT NUMBER	SPONSOR CODE	SPONSOR NAME	OPENING BALANCE - 01.04.2021		EXPENDITURES	RECEIPTS	CLOSING BALANCE - 31.03.2022	
			DEBIT	CREDIT			DEBIT	CREDIT
20130276	BRNS	BOARD OF RESEARCH IN NUCLEAR SCIENCES	-	2,92,080	-	-	-	2,92,080
20130279	BRNS	BOARD OF RESEARCH IN NUCLEAR SCIENCES	-	1,69,898	-	-	-	1,69,898
2014110	BRNS	BOARD OF RESEARCH IN NUCLEAR SCIENCES	4,68,626	-	-	-	4,68,626	-
2014118	BRNS	BOARD OF RESEARCH IN NUCLEAR SCIENCES	-	16,797	-	-	-	16,797
2014327	BRNS	BOARD OF RESEARCH IN NUCLEAR SCIENCES	-	3,27,263	-	-	-	3,27,263
2014370	BRNS	BOARD OF RESEARCH IN NUCLEAR SCIENCES	88,269	-	-	-	88,269	-
2015035	BRNS	BOARD OF RESEARCH IN NUCLEAR SCIENCES	3,99,287	-	15,61,445	21,92,579	-	2,31,847
2016057	BRNS	BOARD OF RESEARCH IN NUCLEAR SCIENCES	71,855	-	-	-	71,855	-
2017029	BRNS	BOARD OF RESEARCH IN NUCLEAR SCIENCES	45,077	-	1,80,115	2,25,192	-	-
2018050	BRNS	BOARD OF RESEARCH IN NUCLEAR SCIENCES	-	6,03,656	7,06,104	2,02,268	-	99,820
2019370	BRNS	BOARD OF RESEARCH IN NUCLEAR SCIENCES	28,702	-	3,91,204	1,55,300	2,64,606	-
2020191	BRNS	BOARD OF RESEARCH IN NUCLEAR SCIENCES	-	20,00,000	18,92,000	-	-	1,08,000
20120128	BSDMA	BIHAR STATE DISASTER MANAGEMENT AUTHORITY	565	-	-	-	565	-
20080033	BSNL	BHARAT SANCHAR NIGAM LIMITED	-	1,12,739	-	-	-	1,12,739
2021312	CAIR	CENTRE FOR ARTIFICIAL INTELLIGENCE AND ROBOTICS-DRDO	-	-	3,10,120	6,65,520	-	3,55,400



**INDIAN INSTITUTE OF TECHNOLOGY KANPUR**  
**ACCOUNT - II**  
**SCHEDULE FORMING PART OF BALANCE SHEET**

**SCHEDULE - '3A' (Consolidated Balance Sheet)**

**SCHEDULE - 'F-2'**

**SCHEDULE OF SPONSORED PROJECT BALANCES AS AT 31ST MARCH'2022**

PROJECT NUMBER	SPONSOR CODE	SPONSOR NAME	OPENING BALANCE - 01.04.2021		EXPENDITURES	RECEIPTS	CLOSING BALANCE - 31.03.2022	
			DEBIT	CREDIT			DEBIT	CREDIT
20050208	CDAC	CENTRE FOR DEVELOPMENT OF ADVANCED COMPUTING	53,557	-	-	-	53,557	-
20060201	CDAC	CENTRE FOR DEVELOPMENT OF ADVANCED COMPUTING	-	3,07,730	-	-	-	3,07,730
2019328	CDAC	CENTRE FOR DEVELOPMENT OF ADVANCED COMPUTING	-	37,58,995	39,31,415	-	1,72,420	-
2019423	CDAC	CENTRE FOR DEVELOPMENT OF ADVANCED COMPUTING	-	15,22,849	25,19,844	80,139	9,16,856	-
2020415	CDAC	CENTRE FOR DEVELOPMENT OF ADVANCED COMPUTING	-	3,72,27,646	26,137	73,68,458	-	4,45,69,967
20120105	CDRI	CSIR-CENTRAL DRUG RESEARCH INSTITUTE	-	609	-	-	-	609
20120343	CDRI	CSIR-CENTRAL DRUG RESEARCH INSTITUTE	-	857	-	-	-	857
2020032	CEAT	CEAT LIMITED	-	12,19,933	2,36,998	7,21,656	-	17,04,591
2015159	CEERI	CEERI PILANI	-	1,18,799	-	-	-	1,18,799
2017015	CEFIPR	CENTRE FRANCO INDIEN POPURLA PROMOTION LE LA RECHERCHE AVANCEE	1,02,404	-	-	-	1,02,404	-
2017211	CEFIPR	CENTRE FRANCO INDIEN POPURLA PROMOTION LE LA RECHERCHE AVANCEE	18,95,507	-	1,89,575	-	20,85,082	-
2016472	CEP	CHAIN ELEXTRONICS PVT. LTD.	-	4,64,498	4,64,498	-	-	-
2017415	CGBMS	CENTRE FOR GANGA RIVER BASIN MANAGEMENT AND STUDIES	3,71,614	-	6,19,150	3,71,614	6,19,150	-
2020416	CGMFP	CHHATTISGARH STATE MINOR FOREST PRODUCE CO-OPERATIVE FEDERATION LTD	600	-	1,68,532	-	1,69,132	-

**INDIAN INSTITUTE OF TECHNOLOGY KANPUR**

**ACCOUNT - II**

**SCHEDULE FORMING PART OF BALANCE SHEET**

**SCHEDULE - '3A' (Consolidated Balance Sheet)**

**SCHEDULE - 'F-2'**

**SCHEDULE OF SPONSORED PROJECT BALANCES AS AT 31ST MARCH'2022**

PROJECT NUMBER	SPONSOR CODE	SPONSOR NAME	OPENING BALANCE - 01.04.2021		EXPENDITURES	RECEIPTS	CLOSING BALANCE - 31.03.2022	
			DEBIT	CREDIT			DEBIT	CREDIT
2020416A	CGMFP	CHHATTISGARH STATE MINOR FOREST PRODUCE CO-OPERATIVE FEDERATION LTD	-	-	1,42,110	3,744	1,38,366	-
20030238	CHIPS	CHIPS, CHATTISGARH	-	6,382	-	-	-	6,382
2017496	CMC	COMPACT MODEL COALITION	-	6,77,367	6,77,367	-	-	-
2018468	CPCB	CENTRAL POLLUTION CONTROL BOARD	-	72,15,934	2,79,715	13,59,257	-	82,95,476
2018468A	CPCB	CENTRAL POLLUTION CONTROL BOARD	34,45,240	-	22,39,236	49,952	56,34,524	-
2018468B	CPCB	CENTRAL POLLUTION CONTROL BOARD	63,31,927	-	45,834	-	63,77,761	-
2018468C	CPCB	CENTRAL POLLUTION CONTROL BOARD	13,85,187	-	13,58,981	13,286	27,30,882	-
2018468D	CPCB	CENTRAL POLLUTION CONTROL BOARD	-	2,19,056	3,44,584	-	1,25,528	-
2021192	CPCB	CENTRAL POLLUTION CONTROL BOARD	-	-	10,23,747	18,97,500	-	8,73,753
2021339	CPCB	CENTRAL POLLUTION CONTROL BOARD	-	-	1,82,400	6,27,000	-	4,44,600
2021398	CPCB	CENTRAL POLLUTION CONTROL BOARD	-	-	5,68,087	18,36,692	-	12,68,605
20000253	CPCBCE	CPCB CENTRAL POLLU.CONT.BORD	-	1,957	1,957	-	-	-
20020187	CPRI	CENTRAL POWER RESEARCH INSTITUTE	-	97,558	-	-	-	97,558
2016101	CPRI	CENTRAL POWER RESEARCH INSTITUTE	-	2,65,486	2,65,486	-	-	-
2019107	CPRI	CENTRAL POWER RESEARCH INSTITUTE	-	3,72,344	2,71,568	-	-	1,00,776

**INDIAN INSTITUTE OF TECHNOLOGY KANPUR**  
**ACCOUNT - II**  
**SCHEDULE FORMING PART OF BALANCE SHEET**

**SCHEDULE - '3A' (Consolidated Balance Sheet)**

**SCHEDULE - 'F-2'**

**SCHEDULE OF SPONSORED PROJECT BALANCES AS AT 31ST MARCH'2022**

PROJECT NUMBER	SPONSOR CODE	SPONSOR NAME	OPENING BALANCE - 01.04.2021		EXPENDITURES	RECEIPTS	CLOSING BALANCE - 31.03.2022	
			DEBIT	CREDIT			DEBIT	CREDIT
2021059	CPRI	CENTRAL POWER RESEARCH INSTITUTE	-	-	15,17,590	37,00,000	-	21,82,410
2021456	CPRI	CENTRAL POWER RESEARCH INSTITUTE	-	-	3,07,006	21,27,000	-	18,19,994
20100280	CRESIS	CENTER FOR REMOTE SENSING OF ICE SHEETS	-	1,711	-	-	-	1,711
20010258	CSIR	COUNCIL OF SC.& IND. RESEARCH	2,05,178	-	-	-	2,05,178	-
20010260	CSIR	COUNCIL OF SC.& IND. RESEARCH	15,586	-	-	-	15,586	-
20010263	CSIR	COUNCIL OF SC.& IND. RESEARCH	58,189	-	-	-	58,189	-
20010271	CSIR	COUNCIL OF SC.& IND. RESEARCH	9,075	-	-	-	9,075	-
20020121	CSIR	COUNCIL OF SC.& IND. RESEARCH	67,157	-	-	-	67,157	-
20030020	CSIR	COUNCIL OF SC.& IND. RESEARCH	-	1,703	-	-	-	1,703
20030345	CSIR	COUNCIL OF SC.& IND. RESEARCH	-	7	-	-	-	7
20040234	CSIR	COUNCIL OF SC.& IND. RESEARCH	1,185	-	-	-	1,185	-
20040262	CSIR	COUNCIL OF SC.& IND. RESEARCH	-	12,470	-	-	-	12,470
20050249	CSIR	COUNCIL OF SC.& IND. RESEARCH	53,595	-	-	-	53,595	-
20050295	CSIR	COUNCIL OF SC.& IND. RESEARCH	-	121	-	-	-	121
20060036	CSIR	COUNCIL OF SC.& IND. RESEARCH	-	16,877	16,877	-	-	-
20060198	CSIR	COUNCIL OF SC.& IND. RESEARCH	78,552	-	-	-	78,552	-
20060259	CSIR	COUNCIL OF SC.& IND. RESEARCH	1,86,238	-	-	-	1,86,238	-
20070022	CSIR	COUNCIL OF SC.& IND. RESEARCH	-	343	-	-	-	343
20070046	CSIR	COUNCIL OF SC.& IND. RESEARCH	-	3,32,000	-	-	-	3,32,000
20070058	CSIR	COUNCIL OF SC.& IND. RESEARCH	-	99,072	-	-	-	99,072
20070187	CSIR	COUNCIL OF SC.& IND. RESEARCH	51,099	-	-	-	51,099	-
20070193	CSIR	COUNCIL OF SC.& IND. RESEARCH	25,746	-	-	-	25,746	-
20070206	CSIR	COUNCIL OF SC.& IND. RESEARCH	63,787	-	-	-	63,787	-

**INDIAN INSTITUTE OF TECHNOLOGY KANPUR**

**ACCOUNT - II**

**SCHEDULE FORMING PART OF BALANCE SHEET**

**SCHEDULE - '3A' (Consolidated Balance Sheet)**

**SCHEDULE - 'F-2'**

**SCHEDULE OF SPONSORED PROJECT BALANCES AS AT 31ST MARCH'2022**

PROJECT NUMBER	SPONSOR CODE	SPONSOR NAME	OPENING BALANCE - 01.04.2021		EXPENDITURES	RECEIPTS	CLOSING BALANCE - 31.03.2022	
			DEBIT	CREDIT			DEBIT	CREDIT
20080055	CSIR	COUNCIL OF SC.& IND. RESEARCH	94,368	-	-	-	94,368	-
20080243	CSIR	COUNCIL OF SC.& IND. RESEARCH	16,813	-	-	-	16,813	-
20080258	CSIR	COUNCIL OF SC.& IND. RESEARCH	2,057	-	-	-	2,057	-
20080279	CSIR	COUNCIL OF SC.& IND. RESEARCH	18,444	-	-	-	18,444	-
20080288	CSIR	COUNCIL OF SC.& IND. RESEARCH	7,05,000	-	1,80,000	-	8,85,000	-
20080294	CSIR	COUNCIL OF SC.& IND. RESEARCH	29,057	-	-	29,057	-	-
20080362	CSIR	COUNCIL OF SC.& IND. RESEARCH	2,10,108	-	-	-	2,10,108	-
20090006	CSIR	COUNCIL OF SC.& IND. RESEARCH	17,296	-	-	-	17,296	-
20100045	CSIR	COUNCIL OF SC.& IND. RESEARCH	817	-	-	-	817	-
20100096	CSIR	COUNCIL OF SC.& IND. RESEARCH	3,89,817	-	-	3,89,817	-	-
20100268	CSIR	COUNCIL OF SC.& IND. RESEARCH	-	484	-	-	-	484
20100326	CSIR	COUNCIL OF SC.& IND. RESEARCH	10,596	-	-	-	10,596	-
20110030	CSIR	COUNCIL OF SC.& IND. RESEARCH	7,05,000	-	1,80,000	-	8,85,000	-
20120192	CSIR	COUNCIL OF SC.& IND. RESEARCH	27,176	-	-	27,176	-	-
20120206	CSIR	COUNCIL OF SC.& IND. RESEARCH	-	5,528	-	-	-	5,528
20120212	CSIR	COUNCIL OF SC.& IND. RESEARCH	1,81,226	-	-	-	1,81,226	-
20130242	CSIR	COUNCIL OF SC.& IND. RESEARCH	-	86,500	-	-	-	86,500
20130323	CSIR	COUNCIL OF SC.& IND. RESEARCH	4,74,986	-	-	-	4,74,986	-
2014264	CSIR	COUNCIL OF SC.& IND. RESEARCH	-	70,178	-	-	-	70,178
2014291	CSIR	COUNCIL OF SC.& IND. RESEARCH	1,69,868	-	-	-	1,69,868	-
2014382	CSIR	COUNCIL OF SC.& IND. RESEARCH	1,66,332	-	-	-	1,66,332	-
2014392	CSIR	COUNCIL OF SC.& IND. RESEARCH	-	9,924	-	-	-	9,924
2015195	CSIR	COUNCIL OF SC.& IND. RESEARCH	79,237	-	-	-	79,237	-
2015222	CSIR	COUNCIL OF SC.& IND. RESEARCH	-	2,851	-	-	-	2,851
2015379	CSIR	COUNCIL OF SC.& IND. RESEARCH	-	5,976	-	-	-	5,976

**INDIAN INSTITUTE OF TECHNOLOGY KANPUR**

**ACCOUNT - II**

**SCHEDULE FORMING PART OF BALANCE SHEET**

**SCHEDULE - '3A' (Consolidated Balance Sheet)**

**SCHEDULE - 'F-2'**

**SCHEDULE OF SPONSORED PROJECT BALANCES AS AT 31ST MARCH'2022**

PROJECT NUMBER	SPONSOR CODE	SPONSOR NAME	OPENING BALANCE - 01.04.2021		EXPENDITURES	RECEIPTS	CLOSING BALANCE - 31.03.2022	
			DEBIT	CREDIT			DEBIT	CREDIT
2016366	CSIR	COUNCIL OF SC.& IND. RESEARCH	9,00,000	-	-	-	9,00,000	-
2017076	CSIR	COUNCIL OF SC.& IND. RESEARCH	95,055	-	-	73,324	21,731	-
2017082	CSIR	COUNCIL OF SC.& IND. RESEARCH	4,33,333	-	-	4,00,000	33,333	-
2017108	CSIR	COUNCIL OF SC.& IND. RESEARCH	45,034	-	-	-	45,034	-
2017164	CSIR	COUNCIL OF SC.& IND. RESEARCH	12,126	-	4,16,720	4,54,500	-	25,654
2017169	CSIR	COUNCIL OF SC.& IND. RESEARCH	-	1,93,428	-	-	-	1,93,428
2018114	CSIR	COUNCIL OF SC.& IND. RESEARCH	6,72,832	-	1,60,267	7,14,000	1,19,099	-
2018145	CSIR	COUNCIL OF SC.& IND. RESEARCH	-	298	-	-	-	298
2019153	CSIR	COUNCIL OF SC.& IND. RESEARCH	79,851	-	3,36,556	21,613	3,94,794	-
2019199	CSIR	COUNCIL OF SC.& IND. RESEARCH	-	6,98,595	2,31,825	-	-	4,66,770
2019212	CSIR	COUNCIL OF SC.& IND. RESEARCH	4,79,087	-	8,45,280	-	13,24,367	-
2019249	CSIR	COUNCIL OF SC.& IND. RESEARCH	10,74,639	-	5,03,971	2,05,645	13,72,965	-
2020222	CSIR	COUNCIL OF SC.& IND. RESEARCH	-	-	8,82,423	9,00,333	-	17,910
2021093	CSIR	COUNCIL OF SC.& IND. RESEARCH	-	-	11,44,991	11,00,000	44,991	-
2021182	CSIR	COUNCIL OF SC.& IND. RESEARCH	-	-	1,38,726	-	1,38,726	-
2021213	CSIR	COUNCIL OF SC.& IND. RESEARCH	-	-	3,33,161	-	3,33,161	-
2021228	CSIR	COUNCIL OF SC.& IND. RESEARCH	-	-	1,99,785	7,00,000	-	5,00,215
2021259	CSIR	COUNCIL OF SC.& IND. RESEARCH	-	-	36,393	3,21,333	-	2,84,940
2021305	CSIR	COUNCIL OF SC.& IND. RESEARCH	-	-	5,00,000	9,20,000	-	4,20,000
2021317	CSIR	COUNCIL OF SC.& IND. RESEARCH	-	-	2,10,793	10,793	2,00,000	-
2021555	CSIR	COUNCIL OF SC.& IND. RESEARCH	-	-	5,00,000	-	5,00,000	-
20040001	CST	COUNCIL OF SCIENCE & TECHNOLOGY	58,227	-	-	-	58,227	-
20050175	CST	COUNCIL OF SCIENCE & TECHNOLOGY	1,26,380	-	-	-	1,26,380	-

**INDIAN INSTITUTE OF TECHNOLOGY KANPUR**  
**ACCOUNT - II**  
**SCHEDULE FORMING PART OF BALANCE SHEET**

**SCHEDULE - '3A' (Consolidated Balance Sheet)**

**SCHEDULE - 'F-2'**

**SCHEDULE OF SPONSORED PROJECT BALANCES AS AT 31ST MARCH'2022**

PROJECT NUMBER	SPONSOR CODE	SPONSOR NAME	OPENING BALANCE - 01.04.2021		EXPENDITURES	RECEIPTS	CLOSING BALANCE - 31.03.2022	
			DEBIT	CREDIT			DEBIT	CREDIT
2016362	CST	COUNCIL OF SCIENCE & TECHNOLOGY	-	7,348	-	-	-	7,348
2016373	CST	COUNCIL OF SCIENCE & TECHNOLOGY	-	31,944	9,993	-	-	21,951
2018285	CST	COUNCIL OF SCIENCE & TECHNOLOGY	-	3,177	-	-	-	3,177
20080183	CU	CAMBRIDGE UNIVERSITY	-	6,893	-	-	-	6,893
2018567	CUO	CENTRAL UNIVERSITY ORISSA	4,23,729	-	-	-	4,23,729	-
2021388	CWOFA	THE COMMONWEALTH OF AUSTRALIA REPRESENTED BY DEPARTMENT OF FOREIGN AFFAIRS AND TRADE (DFAT)	-	-	1,86,017	11,50,590	-	9,64,573
20030343	DAE	DEPARTMENT OF ATOMIC ENERGY	2,933	-	-	-	2,933	-
20040003	DAE	DEPARTMENT OF ATOMIC ENERGY	50,059	-	-	-	50,059	-
20040270	DAE	DEPARTMENT OF ATOMIC ENERGY	2,552	-	-	-	2,552	-
20060028	DAE	DEPARTMENT OF ATOMIC ENERGY	110	-	-	-	110	-
20060069	DAE	DEPARTMENT OF ATOMIC ENERGY	-	15,797	-	-	-	15,797
20070163	DAE	DEPARTMENT OF ATOMIC ENERGY	-	93,887	93,887	-	-	-
20090034	DAE	DEPARTMENT OF ATOMIC ENERGY	-	1,88,626	-	-	-	1,88,626
20090053	DAE	DEPARTMENT OF ATOMIC ENERGY	-	22,08,416	-	-	-	22,08,416
20090247	DAE	DEPARTMENT OF ATOMIC ENERGY	-	3,95,084	-	-	-	3,95,084

**INDIAN INSTITUTE OF TECHNOLOGY KANPUR**

**ACCOUNT - II**

**SCHEDULE FORMING PART OF BALANCE SHEET**

**SCHEDULE - '3A' (Consolidated Balance Sheet)**

**SCHEDULE - 'F-2'**

**SCHEDULE OF SPONSORED PROJECT BALANCES AS AT 31ST MARCH 2022**

PROJECT NUMBER	SPONSOR CODE	SPONSOR NAME	OPENING BALANCE - 01.04.2021		EXPENDITURES	RECEIPTS	CLOSING BALANCE - 31.03.2022	
			DEBIT	CREDIT			DEBIT	CREDIT
20110148	DAE	DEPARTMENT OF ATOMIC ENERGY	-	6,998	-	-	-	6,998
20110262	DAE	DEPARTMENT OF ATOMIC ENERGY	3,36,660	-	-	-	3,36,660	-
20120085	DAE	DEPARTMENT OF ATOMIC ENERGY	10,84,001	-	-	10,84,001	-	-
20120185	DAE	DEPARTMENT OF ATOMIC ENERGY	18,45,852	-	-	-	18,45,852	-
20120243	DAE	DEPARTMENT OF ATOMIC ENERGY	-	211	-	-	-	211
20130110	DAE	DEPARTMENT OF ATOMIC ENERGY	-	14,800	-	-	-	14,800
20130166	DAE	DEPARTMENT OF ATOMIC ENERGY	11,48,865	-	-	-	11,48,865	-
2014071	DAE	DEPARTMENT OF ATOMIC ENERGY	-	13,532	-	-	-	13,532
2015310	DAE	DEPARTMENT OF ATOMIC ENERGY	-	7,66,505	10,66,505	3,00,000	-	-
2015390	DAE	DEPARTMENT OF ATOMIC ENERGY	-	12,163	-	-	-	12,163
2016110	DAE	DEPARTMENT OF ATOMIC ENERGY	-	8,97,722	-	-	-	8,97,722
2019178	DAE	DEPARTMENT OF ATOMIC ENERGY	-	3,22,240	3,43,900	62,300	-	40,640
20030360	DBT	DEPARTMENT OF BIOTECHNOLOGY	2,51,803	-	-	-	2,51,803	-
20060111	DBT	DEPARTMENT OF BIOTECHNOLOGY	72,487	-	-	-	72,487	-
20060119	DBT	DEPARTMENT OF BIOTECHNOLOGY	1,68,906	-	-	-	1,68,906	-

**INDIAN INSTITUTE OF TECHNOLOGY KANPUR**  
**ACCOUNT - II**  
**SCHEDULE FORMING PART OF BALANCE SHEET**

**SCHEDULE - '3A' (Consolidated Balance Sheet)**

**SCHEDULE - 'F-2'**

**SCHEDULE OF SPONSORED PROJECT BALANCES AS AT 31ST MARCH'2022**

PROJECT NUMBER	SPONSOR CODE	SPONSOR NAME	OPENING BALANCE - 01.04.2021		EXPENDITURES	RECEIPTS	CLOSING BALANCE - 31.03.2022	
			DEBIT	CREDIT			DEBIT	CREDIT
20060343	DBT	DEPARTMENT OF BIOTECHNOLOGY	9,19,063	-	-	-	9,19,063	-
20070042	DBT	DEPARTMENT OF BIOTECHNOLOGY	11,469	-	-	-	11,469	-
20070054	DBT	DEPARTMENT OF BIOTECHNOLOGY	4,13,000	-	-	-	4,13,000	-
20070160	DBT	DEPARTMENT OF BIOTECHNOLOGY	3,54,009	-	-	-	3,54,009	-
20080050	DBT	DEPARTMENT OF BIOTECHNOLOGY	5,49,124	-	-	-	5,49,124	-
20080106	DBT	DEPARTMENT OF BIOTECHNOLOGY	1,46,813	-	-	-	1,46,813	-
20080151	DBT	DEPARTMENT OF BIOTECHNOLOGY	65,246	-	-	-	65,246	-
20080190	DBT	DEPARTMENT OF BIOTECHNOLOGY	5,85,959	-	-	-	5,85,959	-
20090134	DBT	DEPARTMENT OF BIOTECHNOLOGY	-	93,691	-	-	-	93,691
20100005	DBT	DEPARTMENT OF BIOTECHNOLOGY	44,945	-	-	-	44,945	-
20100304	DBT	DEPARTMENT OF BIOTECHNOLOGY	17,66,819	-	-	-	17,66,819	-
20100368	DBT	DEPARTMENT OF BIOTECHNOLOGY	5,89,920	-	-	-	5,89,920	-
20110101	DBT	DEPARTMENT OF BIOTECHNOLOGY	8,700	-	-	-	8,700	-
20110104	DBT	DEPARTMENT OF BIOTECHNOLOGY	1,32,710	-	-	-	1,32,710	-
20110157	DBT	DEPARTMENT OF BIOTECHNOLOGY	11,695	-	-	-	11,695	-



**INDIAN INSTITUTE OF TECHNOLOGY KANPUR**  
**ACCOUNT - II**  
**SCHEDULE FORMING PART OF BALANCE SHEET**

**SCHEDULE - '3A' (Consolidated Balance Sheet)**

**SCHEDULE - 'F-2'**

**SCHEDULE OF SPONSORED PROJECT BALANCES AS AT 31ST MARCH'2022**

PROJECT NUMBER	SPONSOR CODE	SPONSOR NAME	OPENING BALANCE - 01.04.2021		EXPENDITURES	RECEIPTS	CLOSING BALANCE - 31.03.2022	
			DEBIT	CREDIT			DEBIT	CREDIT
20110172	DBT	DEPARTMENT OF BIOTECHNOLOGY	-	396	-	-	-	396
20110178	DBT	DEPARTMENT OF BIOTECHNOLOGY	8,29,013	-	-	-	8,29,013	-
20120020	DBT	DEPARTMENT OF BIOTECHNOLOGY	5,20,820	-	-	-	5,20,820	-
20120130	DBT	DEPARTMENT OF BIOTECHNOLOGY	7,42,765	-	-	-	7,42,765	-
20130016	DBT	DEPARTMENT OF BIOTECHNOLOGY	14,279	-	-	-	14,279	-
20130063	DBT	DEPARTMENT OF BIOTECHNOLOGY	8,96,295	-	-	-	8,96,295	-
20130096	DBT	DEPARTMENT OF BIOTECHNOLOGY	2,77,473	-	-	-	2,77,473	-
20130099	DBT	DEPARTMENT OF BIOTECHNOLOGY	16,21,291	-	-	-	16,21,291	-
20130154	DBT	DEPARTMENT OF BIOTECHNOLOGY	6,54,119	-	-	-	6,54,119	-
20130200	DBT	DEPARTMENT OF BIOTECHNOLOGY	2,93,117	-	-	-	2,93,117	-
20130255	DBT	DEPARTMENT OF BIOTECHNOLOGY	2,50,325	-	43,710	43,710	2,50,325	-
2014172	DBT	DEPARTMENT OF BIOTECHNOLOGY	-	9,83,038	-	-	-	9,83,038
2014232	DBT	DEPARTMENT OF BIOTECHNOLOGY	2,50,066	-	-	-	2,50,066	-
2014282	DBT	DEPARTMENT OF BIOTECHNOLOGY	9,039	-	-	-	9,039	-
2014283	DBT	DEPARTMENT OF BIOTECHNOLOGY	45,484	-	-	-	45,484	-

**INDIAN INSTITUTE OF TECHNOLOGY KANPUR**

**ACCOUNT - II**

**SCHEDULE FORMING PART OF BALANCE SHEET**

**SCHEDULE - '3A' (Consolidated Balance Sheet)**

**SCHEDULE - 'F-2'**

**SCHEDULE OF SPONSORED PROJECT BALANCES AS AT 31ST MARCH'2022**

PROJECT NUMBER	SPONSOR CODE	SPONSOR NAME	OPENING BALANCE - 01.04.2021		EXPENDITURES	RECEIPTS	CLOSING BALANCE - 31.03.2022	
			DEBIT	CREDIT			DEBIT	CREDIT
2015013	DBT	DEPARTMENT OF BIOTECHNOLOGY	2,57,267	-	-	-	2,57,267	-
2015034	DBT	DEPARTMENT OF BIOTECHNOLOGY	4,23,436	-	-	-	4,23,436	-
2015070	DBT	DEPARTMENT OF BIOTECHNOLOGY	63,016	-	-	-	63,016	-
2015308	DBT	DEPARTMENT OF BIOTECHNOLOGY	-	619	-	-	-	619
2015335	DBT	DEPARTMENT OF BIOTECHNOLOGY	1,06,205	-	-	-	1,06,205	-
2015340	DBT	DEPARTMENT OF BIOTECHNOLOGY	-	32,605	-	-	-	32,605
2016019	DBT	DEPARTMENT OF BIOTECHNOLOGY	3,05,418	-	-	-	3,05,418	-
2016144	DBT	DEPARTMENT OF BIOTECHNOLOGY	90,024	-	-	-	90,024	-
2016309	DBT	DEPARTMENT OF BIOTECHNOLOGY	5,15,038	-	26,203	26,203	5,15,038	-
2016354	DBT	DEPARTMENT OF BIOTECHNOLOGY	-	13,984	-	-	-	13,984
2016388	DBT	DEPARTMENT OF BIOTECHNOLOGY	24,54,258	-	3,64,000	-	28,18,258	-
2016389	DBT	DEPARTMENT OF BIOTECHNOLOGY	-	603	-	-	-	603
2017142	DBT	DEPARTMENT OF BIOTECHNOLOGY	-	43,286	1,42,738	99,452	-	-
2017150	DBT	DEPARTMENT OF BIOTECHNOLOGY	1,34,757	-	-	-	1,34,757	-
2017170	DBT	DEPARTMENT OF BIOTECHNOLOGY	19,58,348	-	5,00,519	39,675	24,19,192	-

**INDIAN INSTITUTE OF TECHNOLOGY KANPUR**

**ACCOUNT - II**

**SCHEDULE FORMING PART OF BALANCE SHEET**

**SCHEDULE - '3A' (Consolidated Balance Sheet)**

**SCHEDULE - 'F-2'**

**SCHEDULE OF SPONSORED PROJECT BALANCES AS AT 31ST MARCH'2022**

PROJECT NUMBER	SPONSOR CODE	SPONSOR NAME	OPENING BALANCE - 01.04.2021		EXPENDITURES	RECEIPTS	CLOSING BALANCE - 31.03.2022	
			DEBIT	CREDIT			DEBIT	CREDIT
2017176	DBT	DEPARTMENT OF BIOTECHNOLOGY	17,76,888	-	82,187	-	18,59,075	-
2017414	DBT	DEPARTMENT OF BIOTECHNOLOGY	1,23,200	-	-	-	1,23,200	-
2017437	DBT	DEPARTMENT OF BIOTECHNOLOGY	-	6,25,986	6,07,486	-	-	18,500
2017513	DBT	DEPARTMENT OF BIOTECHNOLOGY	5,15,275	-	-	-	5,15,275	-
2017519	DBT	DEPARTMENT OF BIOTECHNOLOGY	20,14,392	-	2,65,184	-	22,79,576	-
2018018	DBT	DEPARTMENT OF BIOTECHNOLOGY	-	14,63,509	18,29,880	-	3,66,371	-
2018096	DBT	DEPARTMENT OF BIOTECHNOLOGY	23,992	-	1,12,215	1,12,215	23,992	-
2018401	DBT	DEPARTMENT OF BIOTECHNOLOGY	3,69,316	-	9,49,121	-	13,18,437	-
2018537	DBT	DEPARTMENT OF BIOTECHNOLOGY	-	6,94,910	23,15,089	55,751	15,64,428	-
2018553	DBT	DEPARTMENT OF BIOTECHNOLOGY	4,94,261	-	18,80,520	1,00,000	22,74,781	-
2018572	DBT	DEPARTMENT OF BIOTECHNOLOGY	-	-	4,77,419	5,03,582	-	26,163
2018573	DBT	DEPARTMENT OF BIOTECHNOLOGY	16,07,977	-	18,31,931	4,875	34,35,033	-
2018596	DBT	DEPARTMENT OF BIOTECHNOLOGY	2,53,727	-	4,88,591	98,801	6,43,517	-
2019049	DBT	DEPARTMENT OF BIOTECHNOLOGY	2,00,000	-	-	-	2,00,000	-
2019111	DBT	DEPARTMENT OF BIOTECHNOLOGY	10,46,120	-	13,37,593	-	23,83,713	-

**INDIAN INSTITUTE OF TECHNOLOGY KANPUR**

**ACCOUNT - II**

**SCHEDULE FORMING PART OF BALANCE SHEET**

**SCHEDULE - '3A' (Consolidated Balance Sheet)**

**SCHEDULE - 'F-2'**

**SCHEDULE OF SPONSORED PROJECT BALANCES AS AT 31ST MARCH'2022**

PROJECT NUMBER	SPONSOR CODE	SPONSOR NAME	OPENING BALANCE - 01.04.2021		EXPENDITURES	RECEIPTS	CLOSING BALANCE - 31.03.2022	
			DEBIT	CREDIT			DEBIT	CREDIT
2019132	DBT	DEPARTMENT OF BIOTECHNOLOGY	1,03,235	-	50,000	-	1,53,235	-
2019137	DBT	DEPARTMENT OF BIOTECHNOLOGY	5,79,827	-	4,19,501	10,50,000	-	50,672
2019142	DBT	DEPARTMENT OF BIOTECHNOLOGY	1,94,621	-	9,63,454	10,50,000	1,08,075	-
2019317	DBT	DEPARTMENT OF BIOTECHNOLOGY	-	1,73,18,379	82,78,976	1,27,04,021	-	2,17,43,424
2019480	DBT	DEPARTMENT OF BIOTECHNOLOGY	-	10,964	9,52,627	9,75,536	-	33,873
2019531	DBT	DEPARTMENT OF BIOTECHNOLOGY	1,59,855	-	8,74,929	54,103	9,80,681	-
2019536	DBT	DEPARTMENT OF BIOTECHNOLOGY	-	5,68,217	17,64,292	56,550	11,39,525	-
2020080	DBT	DEPARTMENT OF BIOTECHNOLOGY	2,32,669	-	16,17,248	10,50,001	7,99,916	-
2021103	DBT	DEPARTMENT OF BIOTECHNOLOGY	-	-	2,00,000	7,00,000	-	5,00,000
2021193	DBT	DEPARTMENT OF BIOTECHNOLOGY	-	-	10,50,000	10,50,000	-	-
2021195	DBT	DEPARTMENT OF BIOTECHNOLOGY	-	-	1,00,000	26,87,200	-	25,87,200
2021240	DBT	DEPARTMENT OF BIOTECHNOLOGY	-	-	1,00,000	10,91,406	-	9,91,406
2021271	DBT	DEPARTMENT OF BIOTECHNOLOGY	-	-	6,34,267	76,79,000	-	70,44,733
2021334	DBT	DEPARTMENT OF BIOTECHNOLOGY	-	-	3,73,360	77,98,000	-	74,24,640
2021379	DBT	DEPARTMENT OF BIOTECHNOLOGY	-	-	1,08,859	19,50,000	-	18,41,141

**INDIAN INSTITUTE OF TECHNOLOGY KANPUR**

**ACCOUNT - II**

**SCHEDULE FORMING PART OF BALANCE SHEET**

**SCHEDULE - '3A' (Consolidated Balance Sheet)**

**SCHEDULE - 'F-2'**

**SCHEDULE OF SPONSORED PROJECT BALANCES AS AT 31ST MARCH'2022**

PROJECT NUMBER	SPONSOR CODE	SPONSOR NAME	OPENING BALANCE - 01.04.2021		EXPENDITURES	RECEIPTS	CLOSING BALANCE - 31.03.2022	
			DEBIT	CREDIT			DEBIT	CREDIT
2021526	DBT	DEPARTMENT OF BIOTECHNOLOGY	-	-	50,000	4,31,520	-	3,81,520
20090182	DCHC	DC,HANDI CRAFT	6,02,995	-	-	-	6,02,995	-
20080193	DDWS	DEPARTMENT OF DRINKING AND WATER SUPPLY	14,051	-	-	-	14,051	-
20120318	DEITY	DEPARTMENT OF ELECTRONICS AND INFORMATION TECHNOLOGY	22,334	-	-	-	22,334	-
2014090	DEITY	DEPARTMENT OF ELECTRONICS AND INFORMATION TECHNOLOGY	21,94,987	-	6,49,789	28,44,776	-	-
2014294	DEITY	DEPARTMENT OF ELECTRONICS AND INFORMATION TECHNOLOGY	-	-	14,01,60,000	14,01,60,000	-	-
2014294B	DEITY	DEPARTMENT OF ELECTRONICS AND INFORMATION TECHNOLOGY	-	3,02,90,119	6,72,48,161	14,01,61,912	-	10,32,03,870
2015350	DEITY	DEPARTMENT OF ELECTRONICS AND INFORMATION TECHNOLOGY	-	32,52,976	29,26,833	29,345	-	3,55,488
2019028	DFID	DEARTMENT FOR INTERNATIONAL DEVELOPMENT (DFID),	-	-	9,50,000	10,50,000	-	1,00,000
2019033	DFID	DEARTMENT FOR INTERNATIONAL DEVELOPMENT (DFID),	81,313	-	-	-	81,313	-
2016154	DFIDE	DFID EXECUTOR VILGRO INNOVATION FOUNDATION	73	-	-	-	73	-
2017068	DFIDE	DFID EXECUTOR VILGRO INNOVATION FOUNDATION	-	1,81,433	-	-	-	1,81,433

**INDIAN INSTITUTE OF TECHNOLOGY KANPUR**  
**ACCOUNT - II**

**SCHEDULE FORMING PART OF BALANCE SHEET**

**SCHEDULE - '3A' (Consolidated Balance Sheet)**

**SCHEDULE - 'F-2'**

**SCHEDULE OF SPONSORED PROJECT BALANCES AS AT 31ST MARCH'2022**

PROJECT NUMBER	SPONSOR CODE	SPONSOR NAME	OPENING BALANCE - 01.04.2021		EXPENDITURES	RECEIPTS	CLOSING BALANCE - 31.03.2022	
			DEBIT	CREDIT			DEBIT	CREDIT
2018434	DFIDE	DFID EXECUTOR VILGRO INNOVATION FOUNDATION	-	38	-	-	-	38
2018017	DMSRD	DEFENCE MATERIAL & STORES RESEARCH & DEVELOPMENT ESTABLISHMENT	-	1,684	-	-	-	1,684
20050003	DMSRDE	DMSRDE, KANPUR	4,30,589	-	-	-	4,30,589	-
20110025	DMSRDE	DMSRDE, KANPUR	1,65,375	-	-	-	1,65,375	-
2018110	DMSRDE	DMSRDE, KANPUR	1,57,980	-	-	-	1,57,980	-
2019093	DMSRDE	DMSRDE, KANPUR	-	1,10,292	-	-	-	1,10,292
2019094	DMSRDE	DMSRDE, KANPUR	-	29,139	-	-	-	29,139
2019141	DMSRDE	DMSRDE, KANPUR	-	5,055	5,055	-	-	-
2019273	DMSRDE	DMSRDE, KANPUR	1,59,008	-	3,61,988	9,44,633	-	4,23,637
2019417	DMSRDE	DMSRDE, KANPUR	-	85,733	85,733	-	-	-
2020103	DMSRDE	DMSRDE, KANPUR	-	1,95,887	1,92,765	2,40,000	-	2,43,122
2021071	DMSRDE	DMSRDE, KANPUR	-	-	3,69,604	3,00,000	69,604	-
2021130	DMSRDE	DMSRDE, KANPUR	-	-	4,78,332	6,09,984	-	1,31,652
20000196	DOE	DEPARTMENT OF ELECTRONICS	3,23,451	-	-	-	3,23,451	-
2017508	DOT	DEPARTMENT OF TELECOMMUNICATIONS	-	98,07,987	1,02,89,357	4,18,571	62,799	-
2021333	DOT	DEPARTMENT OF TELECOMMUNICATIONS	-	-	7,59,800	20,40,000	-	12,80,200
2014334	DPCC	DELHI POLLUTION CONTROL COMMITTEE	-	4,819	4,819	-	-	-
2021249	DPCC	DELHI POLLUTION CONTROL COMMITTEE	-	-	2,16,64,640	12,30,72,880	-	10,14,08,240
20100201	DRDL	DEFENCE RESEARCH AND DEV LAB.	1,02,955	-	-	-	1,02,955	-

**INDIAN INSTITUTE OF TECHNOLOGY KANPUR**

**ACCOUNT - II**

**SCHEDULE FORMING PART OF BALANCE SHEET**

**SCHEDULE - '3A' (Consolidated Balance Sheet)**

**SCHEDULE - 'F-2'**

**SCHEDULE OF SPONSORED PROJECT BALANCES AS AT 31ST MARCH'2022**

PROJECT NUMBER	SPONSOR CODE	SPONSOR NAME	OPENING BALANCE - 01.04.2021		EXPENDITURES	RECEIPTS	CLOSING BALANCE - 31.03.2022	
			DEBIT	CREDIT			DEBIT	CREDIT
2019530	DRDL	DEFENCE RESEARCH AND DEV LAB.	-	3,20,000	25,76,000	22,56,000	-	-
2020089	DRDL	DEFENCE RESEARCH AND DEV LAB.	-	-	21,98,400	21,98,400	-	-
2020368	DRDL	DEFENCE RESEARCH AND DEV LAB.	-	17,10,000	-	17,10,000	-	34,20,000
20030017	DRDO	DEFENCE R & D ORGANISATION	15,160	-	-	-	15,160	-
20050121	DRDO	DEFENCE R & D ORGANISATION	-	1,200	-	-	-	1,200
20050264	DRDO	DEFENCE R & D ORGANISATION	99	-	-	-	99	-
20060239	DRDO	DEFENCE R & D ORGANISATION	2,000	-	-	-	2,000	-
20070123	DRDO	DEFENCE R & D ORGANISATION	3,81,622	-	-	-	3,81,622	-
20080119	DRDO	DEFENCE R & D ORGANISATION	21,777	-	-	-	21,777	-
20080230	DRDO	DEFENCE R & D ORGANISATION	1,35,987	-	-	-	1,35,987	-
20100127	DRDO	DEFENCE R & D ORGANISATION	-	2,492	-	-	-	2,492
20130337	DRDO	DEFENCE R & D ORGANISATION	4,85,318	-	-	-	4,85,318	-
2015334	DRDO	DEFENCE R & D ORGANISATION	7,20,816	-	-	7,20,816	-	-
2016114	DRDO	DEFENCE R & D ORGANISATION	603	-	-	-	603	-
2016380	DRDO	DEFENCE R & D ORGANISATION	2,02,725	-	69,120	69,120	2,02,725	-
2018481	DRDO	DEFENCE R & D ORGANISATION	9,63,574	-	5,91,168	13,40,194	2,14,548	-
2018526	DRDO	DEFENCE R & D ORGANISATION	-	6,91,777	10,07,270	7,18,576	-	4,03,083
2019325	DRDO	DEFENCE R & D ORGANISATION	-	14,58,025	16,22,045	-	1,64,020	-
2019357	DRDO	DEFENCE R & D ORGANISATION	-	66,49,914	82,37,663	3,99,614	11,88,135	-
2020139	DRDO	DEFENCE R & D ORGANISATION	-	12,78,217	19,93,255	-	7,15,038	-
2020243	DRDO	DEFENCE R & D ORGANISATION	-	36,46,348	15,06,459	-	-	21,39,889
2021064	DRDO	DEFENCE R & D ORGANISATION	-	-	4,00,180	60,14,590	-	56,14,410
2021169	DRDO	DEFENCE R & D ORGANISATION	-	-	3,06,112	5,78,664	-	2,72,552

**INDIAN INSTITUTE OF TECHNOLOGY KANPUR**  
**ACCOUNT - II**

**SCHEDULE FORMING PART OF BALANCE SHEET**

**SCHEDULE - '3A' (Consolidated Balance Sheet)**

**SCHEDULE - 'F-2'**

**SCHEDULE OF SPONSORED PROJECT BALANCES AS AT 31ST MARCH'2022**

PROJECT NUMBER	SPONSOR CODE	SPONSOR NAME	OPENING BALANCE - 01.04.2021		EXPENDITURES	RECEIPTS	CLOSING BALANCE - 31.03.2022	
			DEBIT	CREDIT			DEBIT	CREDIT
2021231	DRDO	DEFENCE R & D ORGANISATION	-	-	19,35,192	56,27,922	-	36,92,730
2021284	DRDO	DEFENCE R & D ORGANISATION	-	-	4,88,136	2,44,068	2,44,068	-
2013363	DSIR	DEPARTMENT OF SCIENTIFIC & INDUSTRIAL RESEARCH	13,816	-	-	-	13,816	-
2017102	DSIR	DEPARTMENT OF SCIENTIFIC & INDUSTRIAL RESEARCH	-	39	-	-	-	39
2018097	DSIR	DEPARTMENT OF SCIENTIFIC & INDUSTRIAL RESEARCH	-	7,07,000	-	-	-	7,07,000
2020364	DSIR	DEPARTMENT OF SCIENTIFIC & INDUSTRIAL RESEARCH	5,99,988	-	-	5,99,985	3	-
2021422	DSIR	DEPARTMENT OF SCIENTIFIC & INDUSTRIAL RESEARCH	-	-	11,99,995	7,00,000	4,99,995	-
19990166	DST	DEPARTMENT OF SC.& TECHNOLOGY	4,184	-	-	-	4,184	-
20000301	DST	DEPARTMENT OF SC.& TECHNOLOGY	24,832	-	-	-	24,832	-
20010091	DST	DEPARTMENT OF SC.& TECHNOLOGY	1,28,125	-	-	-	1,28,125	-
20010140	DST	DEPARTMENT OF SC.& TECHNOLOGY	1	-	-	-	1	-
20020052	DST	DEPARTMENT OF SC.& TECHNOLOGY	35,161	-	-	-	35,161	-
20020054	DST	DEPARTMENT OF SC.& TECHNOLOGY	67,773	-	-	-	67,773	-
20020266	DST	DEPARTMENT OF SC.& TECHNOLOGY	548	-	-	-	548	-
20030023	DST	DEPARTMENT OF SC.& TECHNOLOGY	6,64,146	-	-	-	6,64,146	-
20030176	DST	DEPARTMENT OF SC.& TECHNOLOGY	11,518	-	-	-	11,518	-



**INDIAN INSTITUTE OF TECHNOLOGY KANPUR****ACCOUNT - II****SCHEDULE FORMING PART OF BALANCE SHEET****SCHEDULE - '3A' (Consolidated Balance Sheet)****SCHEDULE - 'F-2'****SCHEDULE OF SPONSORED PROJECT BALANCES AS AT 31ST MARCH'2022**

PROJECT NUMBER	SPONSOR CODE	SPONSOR NAME	OPENING BALANCE - 01.04.2021		EXPENDITURES	RECEIPTS	CLOSING BALANCE - 31.03.2022	
			DEBIT	CREDIT			DÉBIT	CREDIT
20030184	DST	DEPARTMENT OF SC.& TECHNOLOGY	-	1,829	-	-	-	1,829
20030214	DST	DEPARTMENT OF SC.& TECHNOLOGY	1,53,337	-	-	-	1,53,337	-
20030216	DST	DEPARTMENT OF SC.& TECHNOLOGY	-	951	-	-	-	951
20040025	DST	DEPARTMENT OF SC.& TECHNOLOGY	1,53,460	-	-	-	1,53,460	-
20040060	DST	DEPARTMENT OF SC.& TECHNOLOGY	11,000	-	-	-	11,000	-
20040135	DST	DEPARTMENT OF SC.& TECHNOLOGY	22,508	-	-	-	22,508	-
20040147	DST	DEPARTMENT OF SC.& TECHNOLOGY	33,300	-	-	-	33,300	-
20040203	DST	DEPARTMENT OF SC.& TECHNOLOGY	-	1,00,570	-	-	-	1,00,570
20040215	DST	DEPARTMENT OF SC.& TECHNOLOGY	16,235	-	-	-	16,235	-
20040218	DST	DEPARTMENT OF SC.& TECHNOLOGY	-	84	-	-	-	84
20050047	DST	DEPARTMENT OF SC.& TECHNOLOGY	15,400	-	-	-	15,400	-
20050076	DST	DEPARTMENT OF SC.& TECHNOLOGY	-	2,16,391	-	-	-	2,16,391
20050090	DST	DEPARTMENT OF SC.& TECHNOLOGY	3,78,963	-	2,56,014	6,34,977	-	-
20050118	DST	DEPARTMENT OF SC.& TECHNOLOGY	11,61,344	-	-	-	11,61,344	-
20050128	DST	DEPARTMENT OF SC.& TECHNOLOGY	2,43,633	-	-	-	2,43,633	-

**INDIAN INSTITUTE OF TECHNOLOGY KANPUR**

**ACCOUNT - II**

**SCHEDULE FORMING PART OF BALANCE SHEET**

**SCHEDULE - '3A' (Consolidated Balance Sheet)**

**SCHEDULE - 'F-2'**

**SCHEDULE OF SPONSORED PROJECT BALANCES AS AT 31ST MARCH'2022**

PROJECT NUMBER	SPONSOR CODE	SPONSOR NAME	OPENING BALANCE - 01.04.2021		EXPENDITURES	RECEIPTS	CLOSING BALANCE - 31.03.2022	
			DEBIT	CREDIT			DEBIT	CREDIT
20050201	DST	DEPARTMENT OF SC.& TECHNOLOGY	8	-	-	8	-	-
20050308	DST	DEPARTMENT OF SC.& TECHNOLOGY	-	39,81,546	-	-	-	39,81,546
20050329	DST	DEPARTMENT OF SC.& TECHNOLOGY	-	1,91,687	-	-	-	1,91,687
20050331	DST	DEPARTMENT OF SC.& TECHNOLOGY	49,888	-	-	-	49,888	-
20060019	DST	DEPARTMENT OF SC.& TECHNOLOGY	-	6,68,400	-	-	-	6,68,400
20060068	DST	DEPARTMENT OF SC.& TECHNOLOGY	13,44,061	-	-	-	13,44,061	-
20060072	DST	DEPARTMENT OF SC.& TECHNOLOGY	1,20,000	-	-	-	1,20,000	-
20060221	DST	DEPARTMENT OF SC.& TECHNOLOGY	-	9,589	-	-	-	9,589
20060246	DST	DEPARTMENT OF SC.& TECHNOLOGY	22,693	-	-	-	22,693	-
20060268	DST	DEPARTMENT OF SC.& TECHNOLOGY	46,21,127	-	-	-	46,21,127	-
20060305	DST	DEPARTMENT OF SC.& TECHNOLOGY	-	9,04,782	-	-	-	9,04,782
20060341	DST	DEPARTMENT OF SC.& TECHNOLOGY	-	5,50,020	-	-	-	5,50,020
20070040	DST	DEPARTMENT OF SC.& TECHNOLOGY	7,829	-	-	-	7,829	-
20070080	DST	DEPARTMENT OF SC.& TECHNOLOGY	2,47,225	-	-	-	2,47,225	-
20070081	DST	DEPARTMENT OF SC.& TECHNOLOGY	19,980	-	-	-	19,980	-

**INDIAN INSTITUTE OF TECHNOLOGY KANPUR**

**ACCOUNT - II**

**SCHEDULE FORMING PART OF BALANCE SHEET**

**SCHEDULE - '3A' (Consolidated Balance Sheet)**

**SCHEDULE - 'F-2'**

**SCHEDULE OF SPONSORED PROJECT BALANCES AS AT 31ST MARCH'2022**

PROJECT NUMBER	SPONSOR CODE	SPONSOR NAME	OPENING BALANCE - 01.04.2021		EXPENDITURES	RECEIPTS	CLOSING BALANCE - 31.03.2022	
			DEBIT	CREDIT			DEBIT	CREDIT
20070098	DST	DEPARTMENT OF SC.& TECHNOLOGY	1,82,463	-	-	-	1,82,463	-
20070127	DST	DEPARTMENT OF SC.& TECHNOLOGY	-	3,501	-	-	-	3,501
20070158	DST	DEPARTMENT OF SC.& TECHNOLOGY	-	1,14,728	1,14,728	-	-	-
20070212	DST	DEPARTMENT OF SC.& TECHNOLOGY	-	84,164	-	-	-	84,164
20080032	DST	DEPARTMENT OF SC.& TECHNOLOGY	4,80,566	-	-	-	4,80,566	-
20080122	DST	DEPARTMENT OF SC.& TECHNOLOGY	-	22,074	-	-	-	22,074
20080166	DST	DEPARTMENT OF SC.& TECHNOLOGY	51,123	-	-	51,123	-	-
20080233	DST	DEPARTMENT OF SC.& TECHNOLOGY	-	76,965	-	-	-	76,965
20080313	DST	DEPARTMENT OF SC.& TECHNOLOGY	-	19,576	-	-	-	19,576
20090002	DST	DEPARTMENT OF SC.& TECHNOLOGY	-	20,371	-	-	-	20,371
20090091	DST	DEPARTMENT OF SC.& TECHNOLOGY	1,92,225	-	-	-	1,92,225	-
20090169	DST	DEPARTMENT OF SC.& TECHNOLOGY	-	50,593	-	-	-	50,593
20090218	DST	DEPARTMENT OF SC.& TECHNOLOGY	27,59,638	-	-	-	27,59,638	-
20090267	DST	DEPARTMENT OF SC.& TECHNOLOGY	2,56,041	-	-	-	2,56,041	-
20090278	DST	DEPARTMENT OF SC.& TECHNOLOGY	9,577	-	-	-	9,577	-

**INDIAN INSTITUTE OF TECHNOLOGY KANPUR**  
**ACCOUNT - II**

**SCHEDULE FORMING PART OF BALANCE SHEET**

**SCHEDULE - '3A' (Consolidated Balance Sheet)**

**SCHEDULE - 'F-2'**

**SCHEDULE OF SPONSORED PROJECT BALANCES AS AT 31ST MARCH'2022**

PROJECT NUMBER	SPONSOR CODE	SPONSOR NAME	OPENING BALANCE - 01.04.2021		EXPENDITURES	RECEIPTS	CLOSING BALANCE - 31.03.2022	
			DEBIT	CREDIT			DEBIT	CREDIT
20090279	DST	DEPARTMENT OF SC.& TECHNOLOGY	20,760	-	-	-	20,760	-
20090280	DST	DEPARTMENT OF SC.& TECHNOLOGY	4,90,000	-	-	-	4,90,000	-
20090292	DST	DEPARTMENT OF SC.& TECHNOLOGY	-	3,32,280	-	-	-	3,32,280
20090316	DST	DEPARTMENT OF SC.& TECHNOLOGY	3,474	-	-	-	3,474	-
20090329	DST	DEPARTMENT OF SC.& TECHNOLOGY	1,00,000	-	-	-	1,00,000	-
20090332	DST	DEPARTMENT OF SC.& TECHNOLOGY	13,269	-	-	-	13,269	-
20100185	DST	DEPARTMENT OF SC.& TECHNOLOGY	1,97,719	-	-	-	1,97,719	-
20100209	DST	DEPARTMENT OF SC.& TECHNOLOGY	61,751	-	-	-	61,751	-
20100213	DST	DEPARTMENT OF SC.& TECHNOLOGY	8,38,504	-	-	-	8,38,504	-
20100263	DST	DEPARTMENT OF SC.& TECHNOLOGY	1,22,581	-	-	1,22,581	-	-
20100271	DST	DEPARTMENT OF SC.& TECHNOLOGY	55,459	-	-	-	55,459	-
20100277	DST	DEPARTMENT OF SC.& TECHNOLOGY	1,99,170	-	-	-	1,99,170	-
20100292	DST	DEPARTMENT OF SC.& TECHNOLOGY	-	1,36,105	-	-	-	1,36,105
20100299	DST	DEPARTMENT OF SC.& TECHNOLOGY	-	1,08,285	-	-	-	1,08,285
20110013	DST	DEPARTMENT OF SC.& TECHNOLOGY	45,27,711	-	-	-	45,27,711	-

**INDIAN INSTITUTE OF TECHNOLOGY KANPUR**  
**ACCOUNT - II**  
**SCHEDULE FORMING PART OF BALANCE SHEET**

**SCHEDULE - '3A' (Consolidated Balance Sheet)**

**SCHEDULE - 'F-2'**

**SCHEDULE OF SPONSORED PROJECT BALANCES AS AT 31ST MARCH'2022**

PROJECT NUMBER	SPONSOR CODE	SPONSOR NAME	OPENING BALANCE - 01.04.2021		EXPENDITURES	RECEIPTS	CLOSING BALANCE - 31.03.2022	
			DEBIT	CREDIT			DEBIT	CREDIT
20110108	DST	DEPARTMENT OF SC.& TECHNOLOGY	1,31,833	-	-	-	1,31,833	-
20110117	DST	DEPARTMENT OF SC.& TECHNOLOGY	2,37,798	-	-	-	2,37,798	-
20110164	DST	DEPARTMENT OF SC.& TECHNOLOGY	24,528	-	-	-	24,528	-
20110173	DST	DEPARTMENT OF SC.& TECHNOLOGY	11,812	-	-	-	11,812	-
20110276	DST	DEPARTMENT OF SC.& TECHNOLOGY	3,34,040	-	-	-	3,34,040	-
20110297	DST	DEPARTMENT OF SC.& TECHNOLOGY	83,449	-	-	-	83,449	-
20110300	DST	DEPARTMENT OF SC.& TECHNOLOGY	-	3,237	-	-	-	3,237
20110302	DST	DEPARTMENT OF SC.& TECHNOLOGY	-	12,258	-	-	-	12,258
20110314	DST	DEPARTMENT OF SC.& TECHNOLOGY	9,08,356	-	-	-	9,08,356	-
20120003	DST	DEPARTMENT OF SC.& TECHNOLOGY	12,407	-	-	-	12,407	-
20120060	DST	DEPARTMENT OF SC.& TECHNOLOGY	-	2,38,496	-	-	-	2,38,496
20120062	DST	DEPARTMENT OF SC.& TECHNOLOGY	2,33,143	-	-	-	2,33,143	-
20120076	DST	DEPARTMENT OF SC.& TECHNOLOGY	65,766	-	-	-	65,766	-
20120235	DST	DEPARTMENT OF SC.& TECHNOLOGY	8,64,417	-	1,44,305	-	10,08,722	-
20120242	DST	DEPARTMENT OF SC.& TECHNOLOGY	-	49,584	-	-	-	49,584

**INDIAN INSTITUTE OF TECHNOLOGY KANPUR**  
**ACCOUNT - II**

**SCHEDULE FORMING PART OF BALANCE SHEET**

**SCHEDULE - '3A' (Consolidated Balance Sheet)**

**SCHEDULE - 'F-2'**

**SCHEDULE OF SPONSORED PROJECT BALANCES AS AT 31ST MARCH'2022**

PROJECT NUMBER	SPONSOR CODE	SPONSOR NAME	OPENING BALANCE - 01.04.2021		EXPENDITURES	RECEIPTS	CLOSING BALANCE - 31.03.2022	
			DEBIT	CREDIT			DEBIT	CREDIT
20120273	DST	DEPARTMENT OF SC.& TECHNOLOGY	-	69,559	-	-	-	69,559
20120275	DST	DEPARTMENT OF SC.& TECHNOLOGY	1,66,865	-	-	-	1,66,865	-
20130041	DST	DEPARTMENT OF SC.& TECHNOLOGY	-	8,82,665	8,82,665	-	-	-
20130065	DST	DEPARTMENT OF SC.& TECHNOLOGY	-	1,40,075	-	-	-	1,40,075
20130098	DST	DEPARTMENT OF SC.& TECHNOLOGY	-	2,08,516	-	-	-	2,08,516
20130115	DST	DEPARTMENT OF SC.& TECHNOLOGY	6,14,018	-	-	-	6,14,018	-
20130147	DST	DEPARTMENT OF SC.& TECHNOLOGY	16,13,763	-	-	-	16,13,763	-
20130152	DST	DEPARTMENT OF SC.& TECHNOLOGY	19,40,037	-	-	-	19,40,037	-
20130155	DST	DEPARTMENT OF SC.& TECHNOLOGY	6,39,946	-	-	-	6,39,946	-
20130162	DST	DEPARTMENT OF SC.& TECHNOLOGY	24,130	-	-	-	24,130	-
20130195	DST	DEPARTMENT OF SC.& TECHNOLOGY	94,663	-	-	-	94,663	-
20130211	DST	DEPARTMENT OF SC.& TECHNOLOGY	6,17,991	-	35,000	6,50,000	2,991	-
20130212	DST	DEPARTMENT OF SC.& TECHNOLOGY	-	11,972	-	-	-	11,972
20130221	DST	DEPARTMENT OF SC.& TECHNOLOGY	1,59,26,021	-	-	-	1,59,26,021	-
20130226	DST	DEPARTMENT OF SC.& TECHNOLOGY	31,255	-	-	-	31,255	-

**INDIAN INSTITUTE OF TECHNOLOGY KANPUR**  
**ACCOUNT - II**  
**SCHEDULE FORMING PART OF BALANCE SHEET**

**SCHEDULE - '3A' (Consolidated Balance Sheet)**

**SCHEDULE - 'F-2'**

**SCHEDULE OF SPONSORED PROJECT BALANCES AS AT 31ST MARCH'2022**

PROJECT NUMBER	SPONSOR CODE	SPONSOR NAME	OPENING BALANCE - 01.04.2021		EXPENDITURES	RECEIPTS	CLOSING BALANCE - 31.03.2022	
			DEBIT	CREDIT			DEBIT	CREDIT
20130250	DST	DEPARTMENT OF SC.& TECHNOLOGY	4,95,101	-	-	-	4,95,101	-
20130304	DST	DEPARTMENT OF SC.& TECHNOLOGY	19,293	-	-	-	19,293	-
20130354	DST	DEPARTMENT OF SC.& TECHNOLOGY	8,99,478	-	-	-	8,99,478	-
20130356	DST	DEPARTMENT OF SC.& TECHNOLOGY	35,000	-	-	-	35,000	-
2013385	DST	DEPARTMENT OF SC.& TECHNOLOGY	90,443	-	-	-	90,443	-
2014001	DST	DEPARTMENT OF SC.& TECHNOLOGY	2,47,488	-	-	-	2,47,488	-
2014092	DST	DEPARTMENT OF SC.& TECHNOLOGY	49,507	-	-	-	49,507	-
2014096	DST	DEPARTMENT OF SC.& TECHNOLOGY	1,50,952	-	-	-	1,50,952	-
2014127	DST	DEPARTMENT OF SC.& TECHNOLOGY	-	2,441	-	-	-	2,441
2014145	DST	DEPARTMENT OF SC.& TECHNOLOGY	14,22,440	-	-	-	14,22,440	-
2014151	DST	DEPARTMENT OF SC.& TECHNOLOGY	6,44,132	-	-	-	6,44,132	-
2014169	DST	DEPARTMENT OF SC.& TECHNOLOGY	17,765	-	-	-	17,765	-
2014220	DST	DEPARTMENT OF SC.& TECHNOLOGY	3,78,939	-	-	-	3,78,939	-
2014223	DST	DEPARTMENT OF SC.& TECHNOLOGY	8,79,929	-	42,77,126	26,04,322	25,52,733	-
2014245	DST	DEPARTMENT OF SC.& TECHNOLOGY	-	22,397	-	-	-	22,397

**INDIAN INSTITUTE OF TECHNOLOGY KANPUR**

**ACCOUNT - II**

**SCHEDULE FORMING PART OF BALANCE SHEET**

**SCHEDULE - '3A' (Consolidated Balance Sheet)**

**SCHEDULE - 'F-2'**

**SCHEDULE OF SPONSORED PROJECT BALANCES AS AT 31ST MARCH'2022**

PROJECT NUMBER	SPONSOR CODE	SPONSOR NAME	OPENING BALANCE - 01.04.2021		EXPENDITURES	RECEIPTS	CLOSING BALANCE - 31.03.2022	
			DEBIT	CREDIT			DEBIT	CREDIT
2014250	DST	DEPARTMENT OF SC.& TECHNOLOGY	18,39,133	-	-	-	18,39,133	-
2014255	DST	DEPARTMENT OF SC.& TECHNOLOGY	1,65,309	-	-	1,65,309	-	-
2014284	DST	DEPARTMENT OF SC.& TECHNOLOGY	19,48,836	-	-	-	19,48,836	-
2014385	DST	DEPARTMENT OF SC.& TECHNOLOGY	52,486	-	-	-	52,486	-
2015029	DST	DEPARTMENT OF SC.& TECHNOLOGY	19,100	-	-	-	19,100	-
2015066	DST	DEPARTMENT OF SC.& TECHNOLOGY	1,54,019	-	-	-	1,54,019	-
2015177	DST	DEPARTMENT OF SC.& TECHNOLOGY	-	6,14,070	-	-	-	6,14,070
2015183	DST	DEPARTMENT OF SC.& TECHNOLOGY	-	12,12,464	6,785	-	-	12,05,679
2015211	DST	DEPARTMENT OF SC.& TECHNOLOGY	3,20,797	-	-	-	3,20,797	-
2015223	DST	DEPARTMENT OF SC.& TECHNOLOGY	24,40,942	-	1,63,202	1,63,202	24,40,942	-
2015232	DST	DEPARTMENT OF SC.& TECHNOLOGY	5,20,627	-	-	-	5,20,627	-
2015234	DST	DEPARTMENT OF SC.& TECHNOLOGY	-	4,33,380	-	-	-	4,33,380
2015244	DST	DEPARTMENT OF SC.& TECHNOLOGY	1,40,957	-	-	-	1,40,957	-
2015270	DST	DEPARTMENT OF SC.& TECHNOLOGY	2,63,574	-	-	-	2,63,574	-
2015296	DST	DEPARTMENT OF SC.& TECHNOLOGY	-	2,44,454	-	-	-	2,44,454



**INDIAN INSTITUTE OF TECHNOLOGY KANPUR**

**ACCOUNT - II**

**SCHEDULE FORMING PART OF BALANCE SHEET**

**SCHEDULE - '3A' (Consolidated Balance Sheet)**

**SCHEDULE - 'F-2'**

**SCHEDULE OF SPONSORED PROJECT BALANCES AS AT 31ST MARCH'2022**

PROJECT NUMBER	SPONSOR CODE	SPONSOR NAME	OPENING BALANCE - 01.04.2021		EXPENDITURES	RECEIPTS	CLOSING BALANCE - 31.03.2022	
			DEBIT	CREDIT			DEBIT	CREDIT
2015322	DST	DEPARTMENT OF SC.& TECHNOLOGY	-	3,15,000	-	-	-	3,15,000
2015394	DST	DEPARTMENT OF SC.& TECHNOLOGY	3,34,385	-	58,900	-	3,93,285	-
2015447	DST	DEPARTMENT OF SC.& TECHNOLOGY	16,732	-	-	-	16,732	-
2016021	DST	DEPARTMENT OF SC.& TECHNOLOGY	-	68,922	-	-	-	68,922
2016056	DST	DEPARTMENT OF SC.& TECHNOLOGY	-	1,25,602	1,84,387	58,785	-	-
2016073	DST	DEPARTMENT OF SC.& TECHNOLOGY	-	52,300	-	-	-	52,300
2016093	DST	DEPARTMENT OF SC.& TECHNOLOGY	1,93,914	-	-	-	1,93,914	-
2016095	DST	DEPARTMENT OF SC.& TECHNOLOGY	-	4,25,710	-	-	-	4,25,710
2016124	DST	DEPARTMENT OF SC.& TECHNOLOGY	51,04,928	-	6,34,296	6,20,883	51,18,341	-
2016126	DST	DEPARTMENT OF SC.& TECHNOLOGY	1,99,197	-	-	1,99,197	-	-
2016131	DST	DEPARTMENT OF SC.& TECHNOLOGY	15,15,169	-	84,113	-	15,99,282	-
2016156	DST	DEPARTMENT OF SC.& TECHNOLOGY	7,24,210	-	-	-	7,24,210	-
2016206	DST	DEPARTMENT OF SC.& TECHNOLOGY	21,00,540	-	5,22,686	5,81,723	20,41,503	-
2016240	DST	DEPARTMENT OF SC.& TECHNOLOGY	-	8,07,324	-	-	-	8,07,324
2016248	DST	DEPARTMENT OF SC.& TECHNOLOGY	34,113	-	-	-	34,113	-

**INDIAN INSTITUTE OF TECHNOLOGY KANPUR**

**ACCOUNT - II**

**SCHEDULE FORMING PART OF BALANCE SHEET**

**SCHEDULE - '3A' (Consolidated Balance Sheet)**

**SCHEDULE - 'F-2'**

**SCHEDULE OF SPONSORED PROJECT BALANCES AS AT 31ST MARCH'2022**

PROJECT NUMBER	SPONSOR CODE	SPONSOR NAME	OPENING BALANCE - 01.04.2021		EXPENDITURES	RECEIPTS	CLOSING BALANCE - 31.03.2022	
			DEBIT	CREDIT			DEBIT	CREDIT
2016296	DST	DEPARTMENT OF SC.& TECHNOLOGY	-	23,66,796	35,181	23,42,331	-	46,73,946
2016307	DST	DEPARTMENT OF SC.& TECHNOLOGY	37,44,198	-	-	-	37,44,198	-
2016313	DST	DEPARTMENT OF SC.& TECHNOLOGY	9,92,549	-	-	-	9,92,549	-
2016328	DST	DEPARTMENT OF SC.& TECHNOLOGY	8,05,379	-	-	-	8,05,379	-
2016329	DST	DEPARTMENT OF SC.& TECHNOLOGY	88,882	-	-	-	88,882	-
2016365	DST	DEPARTMENT OF SC.& TECHNOLOGY	-	8,106	-	-	-	8,106
2016368	DST	DEPARTMENT OF SC.& TECHNOLOGY	6,18,741	-	-	-	6,18,741	-
2016419	DST	DEPARTMENT OF SC.& TECHNOLOGY	-	35,632	-	-	-	35,632
2016427	DST	DEPARTMENT OF SC.& TECHNOLOGY	-	17,60,893	15,00,718	-	-	2,60,175
2016487	DST	DEPARTMENT OF SC.& TECHNOLOGY	-	11,21,058	-	-	-	11,21,058
2017038A	DST	DEPARTMENT OF SC.& TECHNOLOGY	-	2,05,025	-	-	-	2,05,025
2017038B	DST	DEPARTMENT OF SC.& TECHNOLOGY	-	1,02,158	66,085	-	-	36,073
2017057	DST	DEPARTMENT OF SC.& TECHNOLOGY	-	15,49,998	11,24,963	-	-	4,25,035
2017087	DST	DEPARTMENT OF SC.& TECHNOLOGY	84,21,812	-	31,89,645	-	1,16,11,457	-
2017092	DST	DEPARTMENT OF SC.& TECHNOLOGY	-	-	36,962	36,962	-	-

**INDIAN INSTITUTE OF TECHNOLOGY KANPUR**

**ACCOUNT - II**

**SCHEDULE FORMING PART OF BALANCE SHEET**

**SCHEDULE - '3A' (Consolidated Balance Sheet)**

**SCHEDULE - 'F-2'**

**SCHEDULE OF SPONSORED PROJECT BALANCES AS AT 31ST MARCH'2022**

PROJECT NUMBER	SPONSOR CODE	SPONSOR NAME	OPENING BALANCE - 01.04.2021		EXPENDITURES	RECEIPTS	CLOSING BALANCE - 31.03.2022	
			DEBIT	CREDIT			DEBIT	CREDIT
2017092A	DST	DEPARTMENT OF SC.& TECHNOLOGY	-	46,42,918	40,24,673	8,000	-	6,26,245
2017092B	DST	DEPARTMENT OF SC.& TECHNOLOGY	-	1,62,000	-	-	-	1,62,000
2017092C	DST	DEPARTMENT OF SC.& TECHNOLOGY	-	8,67,790	1,48,790	-	-	7,19,000
2017158	DST	DEPARTMENT OF SC.& TECHNOLOGY	2,21,628	-	-	-	2,21,628	-
2017165	DST	DEPARTMENT OF SC.& TECHNOLOGY	-	9,97,356	5,47,680	12,000	-	4,61,676
2017171	DST	DEPARTMENT OF SC.& TECHNOLOGY	-	17,728	-	-	-	17,728
2017179	DST	DEPARTMENT OF SC.& TECHNOLOGY	5,68,636	-	4,942	-	5,73,578	-
2017213	DST	DEPARTMENT OF SC.& TECHNOLOGY	-	8,77,732	-	-	-	8,77,732
2017238	DST	DEPARTMENT OF SC.& TECHNOLOGY	-	1,86,17,461	1,33,52,491	5,96,196	-	58,61,166
2017239	DST	DEPARTMENT OF SC.& TECHNOLOGY	1,00,91,082	-	19,69,875	-	1,20,60,957	-
2017267	DST	DEPARTMENT OF SC.& TECHNOLOGY	94,481	-	-	-	94,481	-
2017294	DST	DEPARTMENT OF SC.& TECHNOLOGY	93,970	-	-	-	93,970	-
2017334	DST	DEPARTMENT OF SC.& TECHNOLOGY	-	8,50,582	-	-	-	8,50,582
2017345	DST	DEPARTMENT OF SC.& TECHNOLOGY	-	5,16,301	-	-	-	5,16,301
2017351	DST	DEPARTMENT OF SC.& TECHNOLOGY	78,901	-	2,60,346	1,28,048	2,11,199	-

**INDIAN INSTITUTE OF TECHNOLOGY KANPUR**  
**ACCOUNT - II**  
**SCHEDULE FORMING PART OF BALANCE SHEET**

**SCHEDULE - '3A' (Consolidated Balance Sheet)**

**SCHEDULE - 'F-2'**

**SCHEDULE OF SPONSORED PROJECT BALANCES AS AT 31ST MARCH'2022**

PROJECT NUMBER	SPONSOR CODE	SPONSOR NAME	OPENING BALANCE - 01.04.2021		EXPENDITURES	RECEIPTS	CLOSING BALANCE - 31.03.2022	
			DEBIT	CREDIT			DEBIT	CREDIT
2017381	DST	DEPARTMENT OF SC.& TECHNOLOGY	-	3,42,031	-	-	-	3,42,031
2017398	DST	DEPARTMENT OF SC.& TECHNOLOGY	88,302	-	-	-	88,302	-
2017411	DST	DEPARTMENT OF SC.& TECHNOLOGY	-	5,90,217	6,79,442	-	89,225	-
2017431	DST	DEPARTMENT OF SC.& TECHNOLOGY	-	79,601	5,88,829	5,00,213	9,015	-
2017449	DST	DEPARTMENT OF SC.& TECHNOLOGY	-	56,677	-	-	-	56,677
2017455	DST	DEPARTMENT OF SC.& TECHNOLOGY	-	4,86,758	1,48,900	-	-	3,37,858
2017476	DST	DEPARTMENT OF SC.& TECHNOLOGY	-	1,64,570	10,21,097	8,10,348	46,179	-
2017490	DST	DEPARTMENT OF SC.& TECHNOLOGY	4,89,548	-	22,026	22,026	4,89,548	-
2017497	DST	DEPARTMENT OF SC.& TECHNOLOGY	-	20,56,507	4,071	-	-	20,52,436
2017507	DST	DEPARTMENT OF SC.& TECHNOLOGY	2,12,661	-	2,14,047	-	4,26,708	-
2017514	DST	DEPARTMENT OF SC.& TECHNOLOGY	5,97,180	-	6,48,515	-	12,45,695	-
2018058	DST	DEPARTMENT OF SC.& TECHNOLOGY	-	11,78,600	-	-	-	11,78,600
2018079	DST	DEPARTMENT OF SC.& TECHNOLOGY	2,97,474	-	4,00,173	-	6,97,647	-
2018101	DST	DEPARTMENT OF SC.& TECHNOLOGY	12,10,119	-	-	-	12,10,119	-
2018131	DST	DEPARTMENT OF SC.& TECHNOLOGY	-	1,347	-	-	-	1,347

**INDIAN INSTITUTE OF TECHNOLOGY KANPUR**

**ACCOUNT - II**

**SCHEDULE FORMING PART OF BALANCE SHEET**

**SCHEDULE - '3A' (Consolidated Balance Sheet)**

**SCHEDULE - 'F-2'**

**SCHEDULE OF SPONSORED PROJECT BALANCES AS AT 31ST MARCH'2022**

PROJECT NUMBER	SPONSOR CODE	SPONSOR NAME	OPENING BALANCE - 01.04.2021		EXPENDITURES	RECEIPTS	CLOSING BALANCE - 31.03.2022	
			DEBIT	CREDIT			DEBIT	CREDIT
2018153	DST	DEPARTMENT OF SC.& TECHNOLOGY	11,89,153	-	1,36,966	-	13,26,119	-
2018159	DST	DEPARTMENT OF SC.& TECHNOLOGY	-	56,05,497	58,58,252	2,52,755	-	-
2018174	DST	DEPARTMENT OF SC.& TECHNOLOGY	-	37,13,007	47,95,711	1,16,219	9,66,485	-
2018181	DST	DEPARTMENT OF SC.& TECHNOLOGY	-	36,183	38,181	1,998	-	-
2018193	DST	DEPARTMENT OF SC.& TECHNOLOGY	13,34,799	-	6,93,911	39,115	19,89,595	-
2018197	DST	DEPARTMENT OF SC.& TECHNOLOGY	-	2,80,228	2,63,424	-	-	16,804
2018207	DST	DEPARTMENT OF SC.& TECHNOLOGY	-	10,89,904	20,17,543	22,72,000	-	13,44,361
2018213	DST	DEPARTMENT OF SC.& TECHNOLOGY	14,20,153	-	3,07,102	15,00,000	2,27,255	-
2018214	DST	DEPARTMENT OF SC.& TECHNOLOGY	-	5,26,307	-	-	-	5,26,307
2018221	DST	DEPARTMENT OF SC.& TECHNOLOGY	-	8,68,656	7,83,626	-	-	85,030
2018239	DST	DEPARTMENT OF SC.& TECHNOLOGY	9,37,731	-	-	-	9,37,731	-
2018247	DST	DEPARTMENT OF SC.& TECHNOLOGY	1,27,836	-	451	451	1,27,836	-
2018248	DST	DEPARTMENT OF SC.& TECHNOLOGY	-	2,60,620	4,78,668	11,35,483	-	9,17,435
2018258	DST	DEPARTMENT OF SC.& TECHNOLOGY	7,57,148	-	7,64,632	50,856	14,70,924	-
2018266	DST	DEPARTMENT OF SC.& TECHNOLOGY	-	1,66,925	4,50,499	-	2,83,574	-

**INDIAN INSTITUTE OF TECHNOLOGY KANPUR**

**ACCOUNT - II**

**SCHEDULE FORMING PART OF BALANCE SHEET**

**SCHEDULE - '3A' (Consolidated Balance Sheet)**

**SCHEDULE - 'F-2'**

**SCHEDULE OF SPONSORED PROJECT BALANCES AS AT 31ST MARCH'2022**

PROJECT NUMBER	SPONSOR CODE	SPONSOR NAME	OPENING BALANCE - 01.04.2021		EXPENDITURES	RECEIPTS	CLOSING BALANCE - 31.03.2022	
			DEBIT	CREDIT			DEBIT	CREDIT
2018282	DST	DEPARTMENT OF SC.& TECHNOLOGY	5,28,486	-	3,85,735	-	9,14,221	-
2018309	DST	DEPARTMENT OF SC.& TECHNOLOGY	-	25,352	1,05,001	-	79,649	-
2018342	DST	DEPARTMENT OF SC.& TECHNOLOGY	-	2,14,332	5,05,482	11,231	2,79,919	-
2018380	DST	DEPARTMENT OF SC.& TECHNOLOGY	-	99,951	40,000	-	-	59,951
2018381	DST	DEPARTMENT OF SC.& TECHNOLOGY	-	18,59,082	14,63,971	-	-	3,95,111
2018406	DST	DEPARTMENT OF SC.& TECHNOLOGY	1,53,656	-	6,15,413	7,69,069	-	-
2018408	DST	DEPARTMENT OF SC.& TECHNOLOGY	-	7,56,964	3,19,900	-	-	4,37,064
2018429	DST	DEPARTMENT OF SC.& TECHNOLOGY	49,52,585	-	3,62,272	-	53,14,857	-
2018430	DST	DEPARTMENT OF SC.& TECHNOLOGY	-	1,83,804	1,83,804	-	-	-
2018456	DST	DEPARTMENT OF SC.& TECHNOLOGY	-	1,22,373	83,548	-	-	38,825
2018535	DST	DEPARTMENT OF SC.& TECHNOLOGY	8,45,633	-	9,01,486	13,49,120	3,97,999	-
2018546	DST	DEPARTMENT OF SC.& TECHNOLOGY	-	4,56,022	7,59,133	-	3,03,111	-
2019007	DST	DEPARTMENT OF SC.& TECHNOLOGY	-	13,28,840	-	-	-	13,28,840
2019012	DST	DEPARTMENT OF SC.& TECHNOLOGY	-	82,363	11,63,393	10,77,200	3,830	-
2019050	DST	DEPARTMENT OF SC.& TECHNOLOGY	-	1,26,38,002	43,72,621	61,308	-	83,26,689

**INDIAN INSTITUTE OF TECHNOLOGY KANPUR**  
**ACCOUNT - II**  
**SCHEDULE FORMING PART OF BALANCE SHEET**  
**SCHEDULE - '3A' (Consolidated Balance Sheet)**  
**SCHEDULE - 'F-2'**  
**SCHEDULE OF SPONSORED PROJECT BALANCES AS AT 31ST MARCH'2022**

PROJECT NUMBER	SPONSOR CODE	SPONSOR NAME	OPENING BALANCE - 01.04.2021		EXPENDITURES	RECEIPTS	CLOSING BALANCE - 31.03.2022	
			DEBIT	CREDIT			DEBIT	CREDIT
2019062	DST	DEPARTMENT OF SC.& TECHNOLOGY	-	3,94,88,923	1,97,49,131	4,94,641	-	2,02,34,433
2019101	DST	DEPARTMENT OF SC.& TECHNOLOGY	-	19,83,874	32,63,284	30,34,360	-	17,54,950
2019102	DST	DEPARTMENT OF SC.& TECHNOLOGY	-	1,53,237	8,53,705	6,46,384	54,084	-
2019123	DST	DEPARTMENT OF SC.& TECHNOLOGY	-	1,71,49,883	2,04,93,492	40,04,866	-	6,61,257
2019143	DST	DEPARTMENT OF SC.& TECHNOLOGY	2,35,070	-	5,96,628	12,65,218	-	4,33,520
2019149	DST	DEPARTMENT OF SC.& TECHNOLOGY	97,089	-	84,980	-	1,82,069	-
2019167	DST	DEPARTMENT OF SC.& TECHNOLOGY	-	6,24,000	6,59,000	-	35,000	-
2019198	DST	DEPARTMENT OF SC.& TECHNOLOGY	-	81,42,229	69,21,880	8,90,152	-	21,10,501
2019224	DST	DEPARTMENT OF SC.& TECHNOLOGY	35,000	-	-	-	35,000	-
2019252	DST	DEPARTMENT OF SC.& TECHNOLOGY	-	9,76,70,882	1,35,18,506	9,213	-	8,41,61,589
2019256	DST	DEPARTMENT OF SC.& TECHNOLOGY	-	1,15,599	15,000	2,71,341	-	3,71,940
2019295	DST	DEPARTMENT OF SC.& TECHNOLOGY	-	6,16,930	35,000	-	-	5,81,930
2019537	DST	DEPARTMENT OF SC.& TECHNOLOGY	-	66,13,947	54,24,709	90,378	-	12,79,616
2019550	DST	DEPARTMENT OF SC.& TECHNOLOGY	-	12,77,091	6,83,848	26,610	-	6,19,853
2020009	DST	DEPARTMENT OF SC.& TECHNOLOGY	-	13,84,007	31,47,979	84,227	16,79,745	-

**INDIAN INSTITUTE OF TECHNOLOGY KANPUR**  
**ACCOUNT - II**  
**SCHEDULE FORMING PART OF BALANCE SHEET**

**SCHEDULE - '3A' (Consolidated Balance Sheet)**

**SCHEDULE - 'F-2'**

**SCHEDULE OF SPONSORED PROJECT BALANCES AS AT 31ST MARCH'2022**

PROJECT NUMBER	SPONSOR CODE	SPONSOR NAME	OPENING BALANCE - 01.04.2021		EXPENDITURES	RECEIPTS	CLOSING BALANCE - 31.03.2022	
			DEBIT	CREDIT			DEBIT	CREDIT
2020016	DST	DEPARTMENT OF SC.& TECHNOLOGY	2,36,945	-	3,82,950	-	6,19,895	-
2020041	DST	DEPARTMENT OF SC.& TECHNOLOGY	-	2,03,24,233	25,28,595	5,95,466	-	1,83,91,104
2020074	DST	DEPARTMENT OF SC.& TECHNOLOGY	-	7,35,140	2,65,712	24,762	-	4,94,190
2020174	DST	DEPARTMENT OF SC.& TECHNOLOGY	5,04,285	-	6,60,672	7,65,760	3,99,197	-
2020182	DST	DEPARTMENT OF SC.& TECHNOLOGY	1,99,401	-	9,12,538	-	11,11,939	-
2020192	DST	DEPARTMENT OF SC.& TECHNOLOGY	-	13,53,953	7,29,433	-	-	6,24,520
2020231	DST	DEPARTMENT OF SC.& TECHNOLOGY	-	4,88,318	6,76,076	-	1,87,758	-
2020233	DST	DEPARTMENT OF SC.& TECHNOLOGY	8,89,388	-	29,66,647	32,60,949	5,95,086	-
2020263	DST	DEPARTMENT OF SC.& TECHNOLOGY	-	6,65,000	6,67,400	-	2,400	-
2020302	DST	DEPARTMENT OF SC.& TECHNOLOGY	-	18,80,782	15,03,432	18,517	-	3,95,867
2020372	DST	DEPARTMENT OF SC.& TECHNOLOGY	-	9,80,100	13,86,457	38,325	3,68,032	-
2020423	DST	DEPARTMENT OF SC.& TECHNOLOGY	-	2,67,50,000	38,74,131	6,29,133	-	2,35,05,002
2020426	DST	DEPARTMENT OF SC.& TECHNOLOGY	-	17,04,420	9,46,865	-	-	7,57,555
2020436	DST	DEPARTMENT OF SC.& TECHNOLOGY	-	-	3,98,016	-	3,98,016	-
2020442	DST	DEPARTMENT OF SC.& TECHNOLOGY	1,00,000	-	5,81,683	33,10,760	-	26,29,077



**INDIAN INSTITUTE OF TECHNOLOGY KANPUR**

**ACCOUNT - II**

**SCHEDULE FORMING PART OF BALANCE SHEET**

**SCHEDULE - '3A' (Consolidated Balance Sheet)**

**SCHEDULE - 'F-2'**

**SCHEDULE OF SPONSORED PROJECT BALANCES AS AT 31ST MARCH'2022**

PROJECT NUMBER	SPONSOR CODE	SPONSOR NAME	OPENING BALANCE - 01.04.2021		EXPENDITURES	RECEIPTS	CLOSING BALANCE - 31.03.2022	
			DEBIT	CREDIT			DEBIT	CREDIT
2020449	DST	DEPARTMENT OF SC.& TECHNOLOGY	-	22,27,500	13,05,658	13,12,500	-	22,34,342
2020454	DST	DEPARTMENT OF SC.& TECHNOLOGY	-	36,59,520	12,99,020	-	-	23,60,500
2020455	DST	DEPARTMENT OF SC.& TECHNOLOGY	50,000	-	8,62,035	25,03,799	-	15,91,764
2020460	DST	DEPARTMENT OF SC.& TECHNOLOGY	-	-	20,35,056	21,73,400	-	1,38,344
2021016	DST	DEPARTMENT OF SC.& TECHNOLOGY	-	-	2,85,123	7,32,873	-	4,47,750
2021043	DST	DEPARTMENT OF SC.& TECHNOLOGY	-	1,70,058	60,058	5,35,725	-	6,45,725
2021058	DST	DEPARTMENT OF SC.& TECHNOLOGY	-	-	14,28,825	28,74,528	-	14,45,703
2021079	DST	DEPARTMENT OF SC.& TECHNOLOGY	-	-	92,365	2,00,000	-	1,07,635
2021082	DST	DEPARTMENT OF SC.& TECHNOLOGY	-	-	3,47,984	12,52,083	-	9,04,099
2021083	DST	DEPARTMENT OF SC.& TECHNOLOGY	-	-	19,98,749	2,66,43,028	-	2,46,44,279
2021117	DST	DEPARTMENT OF SC.& TECHNOLOGY	-	-	4,50,888	31,63,757	-	27,12,869
2021126	DST	DEPARTMENT OF SC.& TECHNOLOGY	-	-	11,93,380	38,00,880	-	26,07,500
2021239	DST	DEPARTMENT OF SC.& TECHNOLOGY	-	-	50,000	7,35,000	-	6,85,000
2021245	DST	DEPARTMENT OF SC.& TECHNOLOGY	-	-	1,93,140	4,12,720	-	2,19,580
2021397	DST	DEPARTMENT OF SC.& TECHNOLOGY	-	-	2,41,760	60,11,460	-	57,69,700

**INDIAN INSTITUTE OF TECHNOLOGY KANPUR**

**ACCOUNT - II**

**SCHEDULE FORMING PART OF BALANCE SHEET**

**SCHEDULE - '3A' (Consolidated Balance Sheet)**

**SCHEDULE - 'F-2'**

**SCHEDULE OF SPONSORED PROJECT BALANCES AS AT 31ST MARCH'2022**

PROJECT NUMBER	SPONSOR CODE	SPONSOR NAME	OPENING BALANCE - 01.04.2021		EXPENDITURES	RECEIPTS	CLOSING BALANCE - 31.03.2022	
			DEBIT	CREDIT			DEBIT	CREDIT
2021478	DST	DEPARTMENT OF SC.& TECHNOLOGY	-	-	67,738	50,000	17,738	-
2021513	DST	DEPARTMENT OF SC.& TECHNOLOGY	-	-	3,01,680	1,50,00,000	-	1,46,98,320
2021531	DST	DEPARTMENT OF SC.& TECHNOLOGY	-	-	2,00,000	-	2,00,000	-
2016256	DST	DEPARTMENT OF SC.& TECHNOLOGY	7,34,363	-	-	-	7,34,363	-
2016449	DST	DEPARTMENT OF SC.& TECHNOLOGY	8,66,727	-	-	-	8,66,727	-
2016452	DST	DEPARTMENT OF SC.& TECHNOLOGY	8,76,669	-	-	6,99,000	1,77,669	-
2020259	DST/IN	DST/INSPIRE	-	5,54,776	1,39,069	-	-	4,15,707
2016214	DSTRSF	DST & RUSSIAN FEDERATION	-	3,91,903	-	-	-	3,91,903
2021328	DYSLAT	ASYMMETRIC TECHNOLOGIES DYSL-AT HYDERABAD	-	-	23,30,027	12,78,680	10,51,347	-
20100102	EADS	E-AÉROPEAS AERO DEFENCE SYSTEM	-	10,387	-	-	-	10,387
2018314	EIL	ENGINEERS INDIA LIMITED	-	78,27,040	1,51,79,800	81,71,252	-	8,18,492
2017425	EMBO	EMBO, GERMANY	-	35,62,802	4,22,657	4,07,323	-	35,47,468
2018054	EPSRC	EPSRC	2,40,657	-	46,95,484	60,49,498	-	11,13,357
2019337	EPSRC	EPSRC	-	17,104	13,55,586	15,56,322	-	2,17,840
2021219	EPSRC	EPSRC	-	-	11,00,319	9,58,318	1,42,001	-
2018332	ER-IR	EASTERN RAILWAYS ZONE INDIAN RAILWAYS	-	78,56,684	6,50,586	-	-	72,06,098
2018211	ESNPL	E-SPIN NANOTECH P. LTD.	-	3,75,140	3,85,700	5,70,000	-	5,59,440
2015376	FLIPKA	FLIPKART	-	10,282	-	-	-	10,282
2016049	FLIPKA	FLIPKART	-	3,25,123	-	-	-	3,25,123

**INDIAN INSTITUTE OF TECHNOLOGY KANPUR**  
**ACCOUNT - II**  
**SCHEDULE FORMING PART OF BALANCE SHEET**  
**SCHEDULE - '3A' (Consolidated Balance Sheet)**  
**SCHEDULE - 'F-2'**  
**SCHEDULE OF SPONSORED PROJECT BALANCES AS AT 31ST MARCH'2022**

PROJECT NUMBER	SPONSOR CODE	SPONSOR NAME	OPENING BALANCE - 01.04.2021		EXPENDITURES	RECEIPTS	CLOSING BALANCE - 31.03.2022	
			DEBIT	CREDIT			DEBIT	CREDIT
20030248	FLUENT	FLUENT INDIA PVT. LTD.	-	12,598	-	-	-	12,598
2014188	FMI	FINNISH METEOROLOGICAL INSTITUTE	-	1,000	-	-	-	1,000
2015079	GAIL	GAS AUTHORITY OF INDIA LTD	-	1,98,611	-	-	-	1,98,611
2016086	GAIL	GAS AUTHORITY OF INDIA LTD	3,89,821	-	-	-	3,89,821	-
2018093	GAIL	GAS AUTHORITY OF INDIA LTD	4,21,093	-	15,82,209	49,32,107	-	29,28,805
2017069	GAIL	GAS AUTHORITY OF INDIA LTD	-	5,97,584	22,80,366	-	16,82,782	-
20120266	GE	GE INDIA TEHNOLOGY CENTRE PVT. LTD.	-	82	-	-	-	82
20130244	GE	GE INDIA TEHNOLOGY CENTRE PVT. LTD.	-	63	-	-	-	63
2014323	GE	GE INDIA TEHNOLOGY CENTRE PVT. LTD.	-	21,491	-	-	-	21,491
2015184	GE	GE INDIA TEHNOLOGY CENTRE PVT. LTD.	-	2,839	-	-	-	2,839
2018358	GE	GE INDIA TEHNOLOGY CENTRE PVT. LTD.	-	39,02,851	34,16,534	-	-	4,86,317
20060080	GEGR	GE GLOBAL RESEARCH	-	2,296	-	-	-	2,296
20080322	GIMLS	GURUDEV INTERNATIONAL , MUMBAI LAKE, SRINAGAR	-	3,95,514	3,95,514	-	-	-
20110261	GM	GENERAL MOTORS INDIA PVT.LTD.	-	1,75,604	-	-	-	1,75,604
20130318	GMMOTO	GENERAL MOTORS USA	-	33,201	-	-	-	33,201
2014332	GOOGLE	GOOGLE ONLINE INDIA PVT.LTD	-	5,340	-	-	-	5,340
20110087	GTRE	GAS TURBINE RESEARCH ESTABLISHMENT	2,77,364	-	-	-	2,77,364	-
2013359	HAL	HINDUSTAN AERONAUTICS LTD	-	2,33,000	-	-	-	2,33,000
2016453	HPCL	HINDUSTAN PETROLEUM CORPORATION LIMITED	2,22,268	-	-	-	2,22,268	-

**INDIAN INSTITUTE OF TECHNOLOGY KANPUR**  
**ACCOUNT - II**  
**SCHEDULE FORMING PART OF BALANCE SHEET**

**SCHEDULE - '3A' (Consolidated Balance Sheet)**

**SCHEDULE - 'F-2'**

**SCHEDULE OF SPONSORED PROJECT BALANCES AS AT 31ST MARCH'2022**

PROJECT NUMBER	SPONSOR CODE	SPONSOR NAME	OPENING BALANCE - 01.04.2021		EXPENDITURES	RECEIPTS	CLOSING BALANCE - 31.03.2022	
			DEBIT	CREDIT			DEBIT	CREDIT
2020034	HQ	HYDRO QUEBEC	-	5,74,325	4,66,936	-	-	1,07,389
2017439	HSI	HELVETAS SWISS INTERCORPORATION (THROUGH UNDP)	-	3,824	-	-	-	3,824
2019060A	HTSPL	HONEYWELL TECHNOLOGY SOLUTIONS LAB PVT.LTD.	-	7,18,572	-	-	-	7,18,572
20120285	HUDCO	HOUSING AND URBAN DEVELOPMENT CORPORATION LTD.	36,088	-	-	36,088	-	-
2018120	HUL	HUL	-	4,57,083	8,72,985	-	4,15,902	-
2020042	IA	INDIAN ARMY	-	-	45,00,000	45,00,000	-	-
2020042A	IA	INDIAN ARMY	-	1,10,632	54,71,668	22,09,412	31,51,624	-
2020042B	IA	INDIAN ARMY	2,18,650	-	13,02,197	20,00,000	-	4,79,153
2016207	IBM	INTERNATIONAL BUSINESS MACHINES CORPORATION	-	7,96,506	1,55,483	-	-	6,41,023
2016250	IBM	INTERNATIONAL BUSINESS MACHINES CORPORATION	-	25,594	-	-	-	25,594
2016434	IBM	INTERNATIONAL BUSINESS MACHINES CORPORATION	-	34,380	-	-	-	34,380
20080184	IC	IMPIRIAL COLLEGE	-	4,514	-	-	-	4,514
20120058	ICAR	INDIAN COUNCIL OF AGRICULTURAL RESEARCH	2,68,172	-	34,644	3,02,816	-	-
2014068	ICIMOD	INTERNATIONAL CENTRE FOR INTEGRATED MOUNTAIN DEVELOPMENT	1,25,740	-	-	-	1,25,740	-
2015144	ICIMOD	INTERNATIONAL CENTRE FOR INTEGRATED MOUNTAIN DEVELOPMENT	-	16,683	-	-	-	16,683
20100270	ICMR	ICMR	-	254	-	-	-	254

**INDIAN INSTITUTE OF TECHNOLOGY KANPUR**

**ACCOUNT - II**

**SCHEDULE FORMING PART OF BALANCE SHEET**

**SCHEDULE - '3A' (Consolidated Balance Sheet)**

**SCHEDULE - 'F-2'**

**SCHEDULE OF SPONSORED PROJECT BALANCES AS AT 31ST MARCH'2022**

PROJECT NUMBER	SPONSOR CODE	SPONSOR NAME	OPENING BALANCE - 01.04.2021		EXPENDITURES	RECEIPTS	CLOSING BALANCE - 31.03.2022	
			DEBIT	CREDIT			DEBIT	CREDIT
20110029	ICMR	ICMR	43,654	-	-	-	43,654	-
2016489	ICMR	ICMR	4,97,649	-	-	-	4,97,649	-
2017008	ICMR	ICMR	-	27,243	-	-	-	27,243
2020069	ICMR	ICMR	-	22,36,672	3,41,600	14,18,737	-	33,13,809
2020218	ICMR	ICMR	-	6,97,494	9,28,564	-	2,31,070	-
2021027	ICMR	ICMR	-	-	16,35,240	16,35,240	-	-
2021258	ICMR	ICMR	-	-	82,19,029	4,13,62,174	-	3,31,43,145
2021303	ICMR	ICMR	-	-	25,500	9,00,500	-	8,75,000
2021454	ICMR	ICMR	-	-	45,000	-	45,000	-
2018137	ICMR	ICMR	-	1,76,320	15,79,749	10,72,160	3,31,269	-
2018210	ICMR	ICMR	2,48,082	-	18,56,200	6,00,000	15,04,282	-
2015043	ICPR	INDIAN COUNCIL OF PHILOSOPHICAL RESEARCH	-	83,937	-	-	-	83,937
20130331	ICSSR	INDIAN COUN.OF SOCIAL SC.RESE	89,134	-	-	-	89,134	-
2015427	ICSSR	INDIAN COUN.OF SOCIAL SC.RESE	66,803	-	-	-	66,803	-
2017071	ICSSR	INDIAN COUN.OF SOCIAL SC.RESE	-	10,706	-	-	-	10,706
2017511	ICSSR	INDIAN COUN.OF SOCIAL SC.RESE	-	80,000	-	-	-	80,000
2018244	ICSSR	INDIAN COUN.OF SOCIAL SC.RESE	-	4,500	-	-	-	4,500
2019029	ICSSR	INDIAN COUN.OF SOCIAL SC.RESE	-	3,65,867	3,25,921	93,090	-	1,33,036
2020383	ICSSR	INDIAN COUN.OF SOCIAL SC.RESE	-	-	6,58,022	9,71,800	-	3,13,778
20130329	IEEE	IEEE USA	-	4	-	-	-	4
20020217	IFCPAR	IFCPAR	-	23,732	-	-	-	23,732
20060273	IFCPAR	IFCPAR	13,799	-	-	-	13,799	-
20070086	IFCPAR	IFCPAR	-	33,366	-	-	-	33,366
20080101	IFCPAR	IFCPAR	19,101	-	-	-	19,101	-

**INDIAN INSTITUTE OF TECHNOLOGY KANPUR**  
**ACCOUNT - II**  
**SCHEDULE FORMING PART OF BALANCE SHEET**

**SCHEDULE - '3A' (Consolidated Balance Sheet)**

**SCHEDULE - 'F-2'**

**SCHEDULE OF SPONSORED PROJECT BALANCES AS AT 31ST MARCH'2022**

PROJECT NUMBER	SPONSOR CODE	SPONSOR NAME	OPENING BALANCE - 01.04.2021		EXPENDITURES	RECEIPTS	CLOSING BALANCE - 31.03.2022	
			DEBIT	CREDIT			DEBIT	CREDIT
20090305	IFCPAR	IFCPAR	1,19,423	-	-	-	1,19,423	-
20100236	IFCPAR	IFCPAR	1,39,355	-	-	-	1,39,355	-
20110065	IFCPAR	IFCPAR	1,33,024	-	-	-	1,33,024	-
20120319	IFCPAR	IFCPAR	2,94,916	-	-	-	2,94,916	-
2014394	IFCPAR	IFCPAR	2,47,404	-	-	-	2,47,404	-
2017003	IFCPAR	IFCPAR	14,27,591	-	-	-	14,27,591	-
2017226	IFCPAR	IFCPAR	8,02,708	-	-	-	8,02,708	-
2018179	IFCPAR	IFCPAR	-	4,27,659	75,739	-	-	3,51,920
2018317	IFCPAR	IFCPAR	-	12,02,447	6,38,174	-	-	5,64,273
2018557	IFCPAR	IFCPAR	3,11,488	-	2,20,525	20,205	5,11,808	-
2019039	IFCPAR	IFCPAR	-	7,44,778	12,94,180	-	5,49,402	-
2019163	IFCPAR	IFCPAR	-	2,31,867	7,14,143	-	4,82,276	-
2020104	IFCPAR	IFCPAR	15,600	-	-	-	15,600	-
2021389	IFCPAR	IFCPAR	-	-	3,64,912	37,71,628	-	34,06,716
20040140	IGCAR	INDIRA GANDHI CENTRE FOR ATOMIC RESEARCH, KALPAKKAM	-	13	-	-	-	13
20100193	IGCAR	INDIRA GANDHI CENTRE FOR ATOMIC RESEARCH, KALPAKKAM	-	12,36,581	-	-	-	12,36,581
2015120	IGCAR	INDIRA GANDHI CENTRE FOR ATOMIC RESEARCH, KALPAKKAM	4,000	-	-	-	4,000	-
2018115	IGCAR	INDIRA GANDHI CENTRE FOR ATOMIC RESEARCH, KALPAKKAM	7,30,359	-	-	-	7,30,359	-
2019487	IGCI	IGC INDIA (BIHAR)	2,95,256	-	1,05,233	4,00,829	-	340

**INDIAN INSTITUTE OF TECHNOLOGY KANPUR**  
**ACCOUNT - II**  
**SCHEDULE FORMING PART OF BALANCE SHEET**

**SCHEDULE - '3A' (Consolidated Balance Sheet)**

**SCHEDULE - 'F-2'**

**SCHEDULE OF SPONSORED PROJECT BALANCES AS AT 31ST MARCH'2022**

PROJECT NUMBER	SPONSOR CODE	SPONSOR NAME	OPENING BALANCE - 01.04.2021		EXPENDITURES	RECEIPTS	CLOSING BALANCE - 31.03.2022	
			DEBIT	CREDIT			DEBIT	CREDIT
2017025	IGNTU	INDRA GANDHI NATIONAL TRIBAL UNIVERSITY	73,023	-	-	-	73,023	-
2021364	IGPC	INDIA GOLD POLICY CENTRE - IIM AHMEDABAD	-	-	64,800	-	64,800	-
20120009	IGSTC	INDO-GERMAN SCIENCE & TECHNOLOGY CENTRE	12,16,455	-	-	-	12,16,455	-
2015454	IGSTC	INDO-GERMAN SCIENCE & TECHNOLOGY CENTRE	19,524	-	-	-	19,524	-
2019200	IGSTC	INDO-GERMAN SCIENCE & TECHNOLOGY CENTRE	-	19,64,583	71,29,000	22,46,782	29,17,635	-
2017322	IHA	INDIAN NATIONAL TRUST FOR ART AND CULTURAL HERITAGE ACADEMY (INTACH)	1,26,712	-	-	-	1,26,712	-
2021269	IHFC	IHUB FOUNDATION FOR COBOTICS	-	-	2,29,584	10,00,000	-	7,70,416
20130189	IICHE	INDIAN INSTITUTE OF CHEMICAL ENGINEERS	-	536	-	-	-	536
2018125	IIM	INDIAN INSTITUTE OF MANAGEMENT	32,004	-	22,816	54,820	-	-
2015416	IITB	INDIAN INSTITUTE OF TECHNOLOGY BOMBAY	42,19,055	-	4,81,795	47,00,850	-	-
2015399	IITCOE	IIMA-IDEA TELECOM CENTER OF EXCELLENCE (IITCOE)	1,02,092	-	-	-	1,02,092	-
2019002	IITCOE	IIMA-IDEA TELECOM CENTER OF EXCELLENCE (IITCOE)	7,39,292	-	-	-	7,39,292	-
2016272	IITD	INDIAN INSTITUTE OF TECHNOLOGY DELHI	-	80,350	-	-	-	80,350
20060224	IITK	INDIAN INSTITUTE OF TECHNOLOGY	79,040	-	-	-	79,040	-
2016295	IITK	INDIAN INSTITUTE OF TECHNOLOGY	-	45,604	24,300	1,61,477	-	1,82,781

**INDIAN INSTITUTE OF TECHNOLOGY KANPUR**  
**ACCOUNT - II**  
**SCHEDULE FORMING PART OF BALANCE SHEET**

**SCHEDULE - '3A' (Consolidated Balance Sheet)**

**SCHEDULE - 'F-2'**

**SCHEDULE OF SPONSORED PROJECT BALANCES AS AT 31ST MARCH'2022**

PROJECT NUMBER	SPONSOR CODE	SPONSOR NAME	OPENING BALANCE - 01.04.2021		EXPENDITURES	RECEIPTS	CLOSING BALANCE - 31.03.2022	
			DEBIT	CREDIT			DEBIT	CREDIT
2014346	IITM	INDIAN INSTITUTE OF TROPICAL METEOROLOGY	49,160	-	-	-	49,160	-
2018208	IITM	INDIAN INSTITUTE OF TROPICAL METEOROLOGY	-	39,85,444	26,61,674	-	-	13,23,770
2015006	INAE	INDIAN NATIONAL ACADEMY OF ENGINEERING	-	41,205	-	-	-	41,205
20080105	INDOUS	INDO-US SCIENCE & TECHNOLOGY FORUM	-	6,96,699	-	-	-	6,96,699
20090231	INDOUS	INDO-US SCIENCE & TECHNOLOGY FORUM	1,181	-	-	-	1,181	-
20110034	INSA	INDIAN NATIONAL SCIENCE ACADEM	50,000	-	-	-	50,000	-
20120219	INSA	INDIAN NATIONAL SCIENCE ACADEM	2,78,513	-	-	-	2,78,513	-
2014004	INSA	INDIAN NATIONAL SCIENCE ACADEM	-	37	-	-	-	37
2014012	INSA	INDIAN NATIONAL SCIENCE ACADEM	8,971	-	-	-	8,971	-
2015260	INSA	INDIAN NATIONAL SCIENCE ACADEM	-	1,89,463	-	-	-	1,89,463
2015331	INSA	INDIAN NATIONAL SCIENCE ACADEM	-	22	-	-	-	22
2017249	INSA	INDIAN NATIONAL SCIENCE ACADEM	1,42,000	-	-	-	1,42,000	-
2020260	INSA	INDIAN NATIONAL SCIENCE ACADEM	1,100	-	88,117	52,257	36,960	-
2020232	INTCO	INTEL CORPORATION	-	6,06,754	25,038	-	-	5,81,716
20050031	INTEL	INTEL TECHNOLOGY INDIA PVT.LTD.	-	168	-	-	-	168



**INDIAN INSTITUTE OF TECHNOLOGY KANPUR**

**ACCOUNT - II**

**SCHEDULE FORMING PART OF BALANCE SHEET**

**SCHEDULE - '3A' (Consolidated Balance Sheet)**

**SCHEDULE - 'F-2'**

**SCHEDULE OF SPONSORED PROJECT BALANCES AS AT 31ST MARCH'2022**

PROJECT NUMBER	SPONSOR CODE	SPONSOR NAME	OPENING BALANCE - 01.04.2021		EXPENDITURES	RECEIPTS	CLOSING BALANCE - 31.03.2022	
			DEBIT	CREDIT			DÉBIT	CREDIT
2015443	INTEL	INTEL TECHNOLOGY INDIA PVT.LTD.	-	1,83,729	-	-	-	1,83,729
2018246	INTEL	INTEL TECHNOLOGY INDIA PVT.LTD.	-	8,86,049	8,86,049	2,857	-	2,857
20050362	INTELS	INTEL SEMICONDUCTER INDIA LTD	-	90,840	-	-	-	90,840
20050240	ISRO	INDIAN SPACE RES. ORGANIZATION	-	9,761	-	-	-	9,761
20070228	ISRO	INDIAN SPACE RES. ORGANIZATION	17,867	-	-	17,867	-	-
20080216	ISRO	INDIAN SPACE RES. ORGANIZATION	-	1,37,369	-	-	-	1,37,369
20090001	ISRO	INDIAN SPACE RES. ORGANIZATION	3,34,898	-	-	-	3,34,898	-
20090050	ISRO	INDIAN SPACE RES. ORGANIZATION	3,72,000	-	-	-	3,72,000	-
20110019	ISRO	INDIAN SPACE RES. ORGANIZATION	2,49,758	-	-	-	2,49,758	-
2019299	ISRO	INDIAN SPACE RES. ORGANIZATION	27,711	-	2,00,600	-	2,28,311	-
2019451	ISRO	INDIAN SPACE RES. ORGANIZATION	-	30,65,373	24,30,774	23,04,710	-	29,39,309
2019400A	ITPL	ISRUTI TEK PRIVATE LIMITED	-	3,04,328	3,04,328	-	-	-
2017282	IUSSTF	INDO-US SCIENCE & TECHNOLOGY FORUM	-	1,03,95,847	4,90,25,097	4,90,23,418	-	1,03,94,168
2017282A	IUSSTF	INDO-US SCIENCE & TECHNOLOGY FORUM	-	5,84,541	25,13,740	65,42,000	-	46,12,801
2017282B	IUSSTF	INDO-US SCIENCE & TECHNOLOGY FORUM	-	67,13,330	61,16,218	39,90,080	-	45,87,192

**INDIAN INSTITUTE OF TECHNOLOGY KANPUR**

**ACCOUNT - II**

**SCHEDULE FORMING PART OF BALANCE SHEET**

**SCHEDULE - '3A' (Consolidated Balance Sheet)**

**SCHEDULE - 'F-2'**

**SCHEDULE OF SPONSORED PROJECT BALANCES AS AT 31ST MARCH'2022**

PROJECT NUMBER	SPONSOR CODE	SPONSOR NAME	OPENING BALANCE - 01.04.2021		EXPENDITURES	RECEIPTS	CLOSING BALANCE - 31.03.2022	
			DEBIT	CREDIT			DEBIT	CREDIT
2017282C	IUSSTF	INDO-US SCIENCE & TECHNOLOGY FORUM	-	2,45,38,195	4,73,44,609	3,63,81,565	-	1,35,75,151
2017282D	IUSSTF	INDO-US SCIENCE & TECHNOLOGY FORUM	-	45,01,121	11,03,194	16,50,000	-	50,47,927
2017282E	IUSSTF	INDO-US SCIENCE & TECHNOLOGY FORUM	-	1,88,46,914	5,52,455	3,50,000	-	1,86,44,459
2017379	IUSSTF	INDO-US SCIENCE & TECHNOLOGY FORUM	-	70,02,143	47,86,274	1,22,070	-	23,37,939
2017379A	IUSSTF	INDO-US SCIENCE & TECHNOLOGY FORUM	44,40,372	-	5,72,103	-	50,12,475	-
2017379B	IUSSTF	INDO-US SCIENCE & TECHNOLOGY FORUM	1,39,112	-	2,09,634	-	3,48,746	-
2017400	IUSSTF	INDO-US SCIENCE & TECHNOLOGY FORUM	83,297	-	3,643	3,00,000	-	2,13,060
2017400A	IUSSTF	INDO-US SCIENCE & TECHNOLOGY FORUM	-	21,00,564	49,944	-	-	20,50,620
2017400B	IUSSTF	INDO-US SCIENCE & TECHNOLOGY FORUM	4,04,655	-	-	-	4,04,655	-
2017400C	IUSSTF	INDO-US SCIENCE & TECHNOLOGY FORUM	-	5,43,971	-	-	-	5,43,971
2017400D	IUSSTF	INDO-US SCIENCE & TECHNOLOGY FORUM	9,34,803	-	-	-	9,34,803	-
2019185	IUSSTF	INDO-US SCIENCE & TECHNOLOGY FORUM	6,73,618	-	37,29,482	37,50,600	6,52,500	-
2019250	IUSSTF	INDO-US SCIENCE & TECHNOLOGY FORUM	-	408	1,00,000	99,592	-	-
2019257	IUSSTF	INDO-US SCIENCE & TECHNOLOGY FORUM	-	10,690	1,00,000	89,310	-	-
2019261	IUSSTF	INDO-US SCIENCE & TECHNOLOGY FORUM	99,936	-	-	1,00,000	-	64

**INDIAN INSTITUTE OF TECHNOLOGY KANPUR****ACCOUNT - II****SCHEDULE FORMING PART OF BALANCE SHEET****SCHEDULE - '3A' (Consolidated Balance Sheet)****SCHEDULE - 'F-2'****SCHEDULE OF SPONSORED PROJECT BALANCES AS AT 31ST MARCH'2022**

PROJECT NUMBER	SPONSOR CODE	SPONSOR NAME	OPENING BALANCE - 01.04.2021		EXPENDITURES	RECEIPTS	CLOSING BALANCE - 31.03.2022	
			DEBIT	CREDIT			DEBIT	CREDIT
20100237	JICA	JAPAN INTERNATIONAL COOPERATION AGENCY	-	19,409	-	-	-	19,409
2021220	JPAL	J-PAL CATCH INITIATIVE FUNDING	-	-	16,86,150	12,52,637	4,33,513	-
2021221	JPAL	J-PAL CATCH INITIATIVE FUNDING	-	-	19,10,048	15,02,199	4,07,849	-
2016022	KDMIPE	KDMIPE,ONGC	20,20,101	-	-	-	20,20,101	-
2018194	KEIIT	KOREAN EVALUATION INSTITUTE OF INDUSTRIAL TECHNOLOGY	-	18,25,780	-	-	-	18,25,780
2017346	KIS	KALPA INNOVATIVE SOLUTION	12,20,870	-	-	-	12,20,870	-
2017347	KIS	KALPA INNOVATIVE SOLUTION	1,227	-	-	-	1,227	-
2019291	KSPL	KEHR SURGICAL P LTD.	-	11,763	-	-	-	11,763
2021087	KT	KEYSIGHT TECHNOLOGIES	-	-	13,84,547	13,84,547	-	-
2021114	LATROB	LATROBE UNIVERSITY AUSTRALIA	-	-	51,509	5,43,900	-	4,92,391
2020090	LSRB	LIFE SCIENCE RESEARCH BOARD	14,55,504	-	10,43,345	36,82,250	-	11,83,401
2018577	MAXPLA	MAX PLANCK GESELLSCHAFT	-	9,80,089	14,18,111	34,41,624	-	30,03,602
2019026	MAXPLA	MAX PLANCK GESELLSCHAFT	-	37,88,386	4,71,797	4,36,718	-	37,53,307
2021491	MBE	MURATA BUSINESS ENGINEERING INDIA LTD	-	-	5,40,000	-	5,40,000	-
2021502	MBE	MURATA BUSINESS ENGINEERING INDIA LTD	-	-	-	93,00,000	-	93,00,000
2016450	MCF	MINISTRY OF CHEMICALS AND FERTILIZERS	-	1,09,944	1,10,527	583	-	-
20040194	MCIT	MINISTRY OF COMMUNICATION & INFORMATION TECHNOLOGY	415	-	-	-	415	-
20040219	MCIT	MINISTRY OF COMMUNICATION & INFORMATION TECHNOLOGY	11	-	-	-	11	-

**INDIAN INSTITUTE OF TECHNOLOGY KANPUR**

**ACCOUNT - II**

**SCHEDULE FORMING PART OF BALANCE SHEET**

**SCHEDULE - '3A' (Consolidated Balance Sheet)**

**SCHEDULE - 'F-2'**

**SCHEDULE OF SPONSORED PROJECT BALANCES AS AT 31ST MARCH'2022**

PROJECT NUMBER	SPONSOR CODE	SPONSOR NAME	OPENING BALANCE - 01.04.2021		EXPENDITURES	RECEIPTS	CLOSING BALANCE - 31.03.2022	
			DEBIT	CREDIT			DEBIT	CREDIT
20050021	MCIT	MINISTRY OF COMMUNICATION & INFORMATION TECHNOLOGY	1,90,706	-	-	-	1,90,706	-
2015325	MCIT	MINISTRY OF COMMUNICATION & INFORMATION TECHNOLOGY	-	58,33,924	2,75,21,928	81,71,061	1,35,16,943	-
2016257	MCIT	MINISTRY OF COMMUNICATION & INFORMATION TECHNOLOGY	-	3,44,065	3,44,085	20	-	-
2018356	MEITY	MINISTRY OF ELECTRONICS AND INFORMATION TECHNOLOGY	4,45,227	-	9,57,972	29,20,000	-	15,16,801
2019548	MEITY	MINISTRY OF ELECTRONICS AND INFORMATION TECHNOLOGY	-	8,35,404	14,94,065	23,44,075	-	16,85,414
2020038	MEITY	MINISTRY OF ELECTRONICS AND INFORMATION TECHNOLOGY	-	39,24,731	67,81,168	4,90,799	23,65,638	-
2020293	MEITY	MINISTRY OF ELECTRONICS AND INFORMATION TECHNOLOGY	-	28,90,000	24,27,871	-	-	4,62,129
2021153	MEITY	MINISTRY OF ELECTRONICS AND INFORMATION TECHNOLOGY	-	-	63,21,907	2,79,21,000	-	2,15,99,093
20070003	MHFW	MINISTRY OF HEALTH & FAMILY WELFARE	50,000	-	-	-	50,000	-
2017049	MHPA	MINISTRY OF HOUSING AND POVERTY ALLEVIATION	4,76,691	-	-	-	4,76,691	-
16142AA	MHRD	MIN. OF HUMAN RESOURCE DEVELOP	-	1,04,367	-	-	-	1,04,367
20030046	MHRD	MIN. OF HUMAN RESOURCE DEVELOP	-	517	-	-	-	517
20030048	MHRD	MIN. OF HUMAN RESOURCE DEVELOP	-	236	-	-	-	236
20030051	MHRD	MIN. OF HUMAN RESOURCE DEVELOP	5,400	-	-	-	5,400	-
20050050	MHRD	MIN. OF HUMAN RESOURCE DEVELOP	-	3,70,083	-	-	-	3,70,083

**INDIAN INSTITUTE OF TECHNOLOGY KANPUR**  
**ACCOUNT - II**  
**SCHEDULE FORMING PART OF BALANCE SHEET**

**SCHEDULE - '3A' (Consolidated Balance Sheet)**

**SCHEDULE - 'F-2'**

**SCHEDULE OF SPONSORED PROJECT BALANCES AS AT 31ST MARCH'2022**

PROJECT NUMBER	SPONSOR CODE	SPONSOR NAME	OPENING BALANCE - 01.04.2021		EXPENDITURES	RECEIPTS	CLOSING BALANCE - 31.03.2022	
			DEBIT	CREDIT			DEBIT	CREDIT
20050057	MHRD	MIN. OF HUMAN RESOURCE DEVELOP	46	-	-	-	46	-
20090124	MHRD	MIN. OF HUMAN RESOURCE DEVELOP	-	339	-	-	-	339
20090141	MHRD	MIN. OF HUMAN RESOURCE DEVELOP	-	696	-	-	-	696
20100108	MHRD	MIN. OF HUMAN RESOURCE DEVELOP	84,557	-	-	-	84,557	-
20100117	MHRD	MIN. OF HUMAN RESOURCE DEVELOP	7,622	-	-	-	7,622	-
20130082	MHRD	MIN. OF HUMAN RESOURCE DEVELOP	-	17,36,597	20,36,450	2,99,853	-	-
20130176	MHRD	MIN. OF HUMAN RESOURCE DEVELOP	16,66,374	-	1,02,660	50,00,000	-	32,30,966
2014258	MHRD	MIN. OF HUMAN RESOURCE DEVELOP	-	29,14,955	47,77,521	23,50,000	-	4,87,434
2015251	MHRD	MIN. OF HUMAN RESOURCE DEVELOP	-	10,50,848	10,50,848	-	-	-
2015264	MHRD	MIN. OF HUMAN RESOURCE DEVELOP	-	76,01,000	4,83,064	-	-	71,17,936
2015264A	MHRD	MIN. OF HUMAN RESOURCE DEVELOP	15,17,500	-	-	-	15,17,500	-
2015264B	MHRD	MIN. OF HUMAN RESOURCE DEVELOP	1,95,060	-	65,65,053	-	67,60,113	-
2015264D	MHRD	MIN. OF HUMAN RESOURCE DEVELOP	-	7,90,281	-	-	-	7,90,281
2015264F	MHRD	MIN. OF HUMAN RESOURCE DEVELOP	-	3,74,519	-	-	-	3,74,519
2015264H	MHRD	MIN. OF HUMAN RESOURCE DEVELOP	-	15,87,671	-	-	-	15,87,671

**INDIAN INSTITUTE OF TECHNOLOGY KANPUR**

**ACCOUNT - II**

**SCHEDULE FORMING PART OF BALANCE SHEET**

**SCHEDULE - '3A' (Consolidated Balance Sheet)**

**SCHEDULE - 'F-2'**

**SCHEDULE OF SPONSORED PROJECT BALANCES AS AT 31ST MARCH'2022**

PROJECT NUMBER	SPONSOR CODE	SPONSOR NAME	OPENING BALANCE - 01.04.2021		EXPENDITURES	RECEIPTS	CLOSING BALANCE - 31.03.2022	
			DEBIT	CREDIT			DEBIT	CREDIT
2015264I	MHRD	MIN. OF HUMAN RESOURCE DEVELOP	318	-	-	-	318	-
2015437	MHRD	MIN. OF HUMAN RESOURCE DEVELOP	-	4,62,76,321	4,91,29,095	28,86,387	-	33,613
2016142A	MHRD	MIN. OF HUMAN RESOURCE DEVELOP	-	55,841	26,830	-	-	29,011
2016142B	MHRD	MIN. OF HUMAN RESOURCE DEVELOP	-	8,26,283	-	-	-	8,26,283
2016142C	MHRD	MIN. OF HUMAN RESOURCE DEVELOP	4,91,580	-	-	-	4,91,580	-
2016142D	MHRD	MIN. OF HUMAN RESOURCE DEVELOP	-	11,236	-	-	-	11,236
2016142E	MHRD	MIN. OF HUMAN RESOURCE DEVELOP	6,051	-	-	-	6,051	-
2016142F	MHRD	MIN. OF HUMAN RESOURCE DEVELOP	-	3,37,366	-	-	-	3,37,366
2016142H	MHRD	MIN. OF HUMAN RESOURCE DEVELOP	-	5,109	-	-	-	5,109
2016142I	MHRD	MIN. OF HUMAN RESOURCE DEVELOP	3,915	-	-	-	3,915	-
2016142J	MHRD	MIN. OF HUMAN RESOURCE DEVELOP	5,22,433	-	-	-	5,22,433	-
2016142K	MHRD	MIN. OF HUMAN RESOURCE DEVELOP	1,80,776	-	-	-	1,80,776	-
2016142L	MHRD	MIN. OF HUMAN RESOURCE DEVELOP	2,77,253	-	-	-	2,77,253	-
2016142M	MHRD	MIN. OF HUMAN RESOURCE DEVELOP	1,41,000	-	-	-	1,41,000	-
2016142N	MHRD	MIN. OF HUMAN RESOURCE DEVELOP	-	72,538	-	-	-	72,538

**INDIAN INSTITUTE OF TECHNOLOGY KANPUR**  
**ACCOUNT - II**  
**SCHEDULE FORMING PART OF BALANCE SHEET**

**SCHEDULE - '3A' (Consolidated Balance Sheet)**

**SCHEDULE - 'F-2'**

**SCHEDULE OF SPONSORED PROJECT BALANCES AS AT 31ST MARCH 2022**

PROJECT NUMBER	SPONSOR CODE	SPONSOR NAME	OPENING BALANCE - 01.04.2021		EXPENDITURES	RECEIPTS	CLOSING BALANCE - 31.03.2022	
			DEBIT	CREDIT			DEBIT	CREDIT
2016142O	MHRD	MIN. OF HUMAN RESOURCE DEVELOP	-	6,03,631	-	-	-	6,03,631
2016142P	MHRD	MIN. OF HUMAN RESOURCE DEVELOP	-	70,251	-	-	-	70,251
2016142Q	MHRD	MIN. OF HUMAN RESOURCE DEVELOP	-	42,994	-	-	-	42,994
2016142R	MHRD	MIN. OF HUMAN RESOURCE DEVELOP	3,53,740	-	-	-	3,53,740	-
2016142S	MHRD	MIN. OF HUMAN RESOURCE DEVELOP	6,24,554	-	-	-	6,24,554	-
2016142T	MHRD	MIN. OF HUMAN RESOURCE DEVELOP	-	8,00,000	-	-	-	8,00,000
2016142U	MHRD	MIN. OF HUMAN RESOURCE DEVELOP	-	2,49,712	-	-	-	2,49,712
2016142V	MHRD	MIN. OF HUMAN RESOURCE DEVELOP	5,90,671	-	-	-	5,90,671	-
2016142W	MHRD	MIN. OF HUMAN RESOURCE DEVELOP	-	3,83,623	-	-	-	3,83,623
2016142X	MHRD	MIN. OF HUMAN RESOURCE DEVELOP	7,00,385	-	-	-	7,00,385	-
2016142Y	MHRD	MIN. OF HUMAN RESOURCE DEVELOP	6,99,334	-	-	-	6,99,334	-
2016142Z	MHRD	MIN. OF HUMAN RESOURCE DEVELOP	26,102	-	-	-	26,102	-
2016150	MHRD	MIN. OF HUMAN RESOURCE DEVELOP	35,29,297	-	27,00,000	-	62,29,297	-
2016163	MHRD	MIN. OF HUMAN RESOURCE DEVELOP	15,12,396	-	-	-	15,12,396	-
2016261	MHRD	MIN. OF HUMAN RESOURCE DEVELOP	-	1,69,58,761	1,51,44,013	1,14,37,984	-	1,32,52,732

**INDIAN INSTITUTE OF TECHNOLOGY KANPUR**  
**ACCOUNT - II**  
**SCHEDULE FORMING PART OF BALANCE SHEET**

**SCHEDULE - '3A' (Consolidated Balance Sheet)**

**SCHEDULE - 'F-2'**

**SCHEDULE OF SPONSORED PROJECT BALANCES AS AT 31ST MARCH'2022**

PROJECT NUMBER	SPONSOR CODE	SPONSOR NAME	OPENING BALANCE - 01.04.2021		EXPENDITURES	RECEIPTS	CLOSING BALANCE - 31.03.2022	
			DEBIT	CREDIT			DEBIT	CREDIT
2017270	MHRD	MIN. OF HUMAN RESOURCE DEVELOP	-	64,031	-	-	-	64,031
2017271	MHRD	MIN. OF HUMAN RESOURCE DEVELOP	-	1,42,679	-	-	-	1,42,679
2018064	MHRD	MIN. OF HUMAN RESOURCE DEVELOP	-	16,59,711	21,46,130	18,20,000	-	13,33,581
2018082	MHRD	MIN. OF HUMAN RESOURCE DEVELOP	-	63,225	-	-	-	63,225
2018201	MHRD	MIN. OF HUMAN RESOURCE DEVELOP	-	24,994	-	-	-	24,994
2018363	MHRD	MIN. OF HUMAN RESOURCE DEVELOP	22,98,485	-	2,39,08,946	2,62,00,000	7,431	-
2018387	MHRD	MIN. OF HUMAN RESOURCE DEVELOP	-	80,00,000	-	-	-	80,00,000
2018540	MHRD	MIN. OF HUMAN RESOURCE DEVELOP	-	9,89,586	5,12,933	-	-	4,76,653
2018541	MHRD	MIN. OF HUMAN RESOURCE DEVELOP	-	5,59,795	1,30,000	-	-	4,29,795
2018542	MHRD	MIN. OF HUMAN RESOURCE DEVELOP	-	1,69,370	1,69,343	-	-	27
2018543	MHRD	MIN. OF HUMAN RESOURCE DEVELOP	-	8,51,438	3,270	-	-	8,48,168
2018544	MHRD	MIN. OF HUMAN RESOURCE DEVELOP	-	3,79,860	12,93,387	-	9,13,527	-
2018545	MHRD	MIN. OF HUMAN RESOURCE DEVELOP	-	13,54,217	13,46,979	-	-	7,238
2018558	MHRD	MIN. OF HUMAN RESOURCE DEVELOP	-	18,29,804	30,000	-	-	17,99,804
2018559	MHRD	MIN. OF HUMAN RESOURCE DEVELOP	3,60,899	-	340	-	3,61,239	-



**INDIAN INSTITUTE OF TECHNOLOGY KANPUR**  
**ACCOUNT - II**  
**SCHEDULE FORMING PART OF BALANCE SHEET**

**SCHEDULE - '3A' (Consolidated Balance Sheet)**

**SCHEDULE - 'F-2'**

**SCHEDULE OF SPONSORED PROJECT BALANCES AS AT 31ST MARCH'2022**

PROJECT NUMBER	SPONSOR CODE	SPONSOR NAME	OPENING BALANCE - 01.04.2021		EXPENDITURES	RECEIPTS	CLOSING BALANCE - 31.03.2022	
			DEBIT	CREDIT			DEBIT	CREDIT
2018560	MHRD	MIN. OF HUMAN RESOURCE DEVELOP	-	7,23,973	56,436	-	-	6,67,537
2018597	MHRD	MIN. OF HUMAN RESOURCE DEVELOP	1,99,161	-	10,11,881	-	12,11,042	-
2019072	MHRD	MIN. OF HUMAN RESOURCE DEVELOP	-	91,664	4,77,158	5,03,636	-	1,18,142
2019079	MHRD	MIN. OF HUMAN RESOURCE DEVELOP	-	3,85,740	680	-	-	3,85,060
2019136	MHRD	MIN. OF HUMAN RESOURCE DEVELOP	-	33,815	76,164	-	42,349	-
2019152	MHRD	MIN. OF HUMAN RESOURCE DEVELOP	-	25,00,000	-	-	-	25,00,000
2019225	MHRD	MIN. OF HUMAN RESOURCE DEVELOP	-	2,16,007	6,000	-	-	2,10,007
2019293	MHRD	MIN. OF HUMAN RESOURCE DEVELOP	-	2,99,970	-	-	-	2,99,970
2019427	MHRD	MIN. OF HUMAN RESOURCE DEVELOP	-	20,56,695	4,25,307	-	-	16,31,388
2019435	MHRD	MIN. OF HUMAN RESOURCE DEVELOP	-	74,30,309	23,895	-	-	74,06,414
2019476	MHRD	MIN. OF HUMAN RESOURCE DEVELOP	-	13,63,511	16,94,915	1,66,000	1,65,404	-
2019522	MHRD	MIN. OF HUMAN RESOURCE DEVELOP	-	4,79,251	7,89,498	2,163	3,08,084	-
2019554	MHRD	MIN. OF HUMAN RESOURCE DEVELOP	48,825	-	12,78,164	7,05,000	6,21,989	-
2020051	MHRD	MIN. OF HUMAN RESOURCE DEVELOP	-	7,60,986	9,48,283	1,86,839	458	-
2020066	MHRD	MIN. OF HUMAN RESOURCE DEVELOP	-	2,72,879	7,10,315	3,10,000	1,27,436	-

**INDIAN INSTITUTE OF TECHNOLOGY KANPUR**

**ACCOUNT - II**

**SCHEDULE FORMING PART OF BALANCE SHEET**

**SCHEDULE - '3A' (Consolidated Balance Sheet)**

**SCHEDULE - 'F-2'**

**SCHEDULE OF SPONSORED PROJECT BALANCES AS AT 31ST MARCH'2022**

PROJECT NUMBER	SPONSOR CODE	SPONSOR NAME	OPENING BALANCE - 01.04.2021		EXPENDITURES	RECEIPTS	CLOSING BALANCE - 31.03.2022	
			DEBIT	CREDIT			DEBIT	CREDIT
2020070	MHRD	MIN. OF HUMAN RESOURCE DEVELOP	-	31,04,209	32,93,368	4,10,529	-	2,21,370
2020073	MHRD	MIN. OF HUMAN RESOURCE DEVELOP	-	5,66,865	12,77,331	3,72,000	3,38,466	-
2020120	MHRD	MIN. OF HUMAN RESOURCE DEVELOP	-	1,35,017	10,65,137	5,60,000	3,70,120	-
2021076	MHRD	MIN. OF HUMAN RESOURCE DEVELOP	-	-	-	1,75,000	-	1,75,000
TSA21001	MHRD	MIN. OF HUMAN RESOURCE DEVELOP	-	-	3,65,61,708	1,93,00,000	1,72,61,708	-
2016474	MHRD	MIN. OF HUMAN RESOURCE DEVELOP	27,58,866	-	2,39,400	7,07,619	22,90,647	-
2018119	MHRD	MIN. OF HUMAN RESOURCE DEVELOP	11,98,502	-	23,55,650	10,00,000	25,54,152	-
2018135	MHRD	MIN. OF HUMAN RESOURCE DEVELOP	-	2,621	73,25,104	10,00,000	63,22,483	-
2018209	MHRD	MIN. OF HUMAN RESOURCE DEVELOP	6,00,899	-	12,47,520	1,99,000	16,49,419	-
2018357	MHRD	MIN. OF HUMAN RESOURCE DEVELOP	-	4,46,931	2,33,39,584	34,38,000	1,94,54,653	-
93034	MIB	MIN. OF INFORMATION & BROADCAST	24,51,720	-	-	-	24,51,720	-
20130042	MICROS	MICROSOFT CORPORATION	24,192	-	-	-	24,192	-
20100032	MIS	MIS	-	76	-	-	-	76
20000020	MIS001	misc	-	3,915	-	-	-	3,915
2015058	MISC	MISCELLANEOUS	3,73,099	-	-	-	3,73,099	-
2015325A	MISC	MISCELLANEOUS	-	2,01,90,393	7,05,90,555	5,74,14,908	-	70,14,746
2016064	MISC	MISCELLANEOUS	-	1,53,070	-	-	-	1,53,070
2018009	MISC	MISCELLANEOUS	-	41,417	1,31,642	1,28,800	-	38,575

**INDIAN INSTITUTE OF TECHNOLOGY KANPUR**

**ACCOUNT - II**

**SCHEDULE FORMING PART OF BALANCE SHEET**

**SCHEDULE - '3A' (Consolidated Balance Sheet)**

**SCHEDULE - 'F-2'**

**SCHEDULE OF SPONSORED PROJECT BALANCES AS AT 31ST MARCH'2022**

PROJECT NUMBER	SPONSOR CODE	SPONSOR NAME	OPENING BALANCE - 01.04.2021		EXPENDITURES	RECEIPTS	CLOSING BALANCE - 31.03.2022	
			DEBIT	CREDIT			DEBIT	CREDIT
20010241	MIT	MINISTRY OF INFORMATION TECHNOLOGY	111	-	-	-	111	-
20010296	MIT	MINISTRY OF INFORMATION TECHNOLOGY	1	-	-	-	1	-
2014015	MIT	MINISTRY OF INFORMATION TECHNOLOGY	1,19,037	-	-	-	1,19,037	-
20010285	MLA	MEDIA LAB ASIA	-	1,55,234	-	-	-	1,55,234
20040222	MLA	MEDIA LAB ASIA	4,390	-	-	-	4,390	-
20050014	MLA	MEDIA LAB ASIA	1,25,227	-	-	-	1,25,227	-
2016473	MMC	MURATA MANUFACTURING COMPANY	-	65,588	36,511	-	-	29,077
2017466	MMC	MURATA MANUFACTURING COMPANY	-	6,70,092	6,70,092	-	-	-
20060344	MNRE	MINISTRY OF NEW AND RENEWABLE ENERGY	2,75,501	-	-	-	2,75,501	-
20100021	MNRE	MINISTRY OF NEW AND RENEWABLE ENERGY	5,54,664	-	-	-	5,54,664	-
20100383	MNRE	MINISTRY OF NEW AND RENEWABLE ENERGY	38,53,275	-	-	-	38,53,275	-
2015356	MNRE	MINISTRY OF NEW AND RENEWABLE ENERGY	10,39,970	-	-	-	10,39,970	-
20090319	MOEF	MINISTRY OF ENVIRONMENT AND FOREST	2,64,632	-	-	-	2,64,632	-
20100313	MOEF	MINISTRY OF ENVIRONMENT AND FOREST	5,11,582	-	-	-	5,11,582	-
20120018	MOEF	MINISTRY OF ENVIRONMENT AND FOREST	6,09,692	-	-	-	6,09,692	-
2016045	MOEFCC	MOEFCC	-	24,77,863	32,24,433	33,15,560	-	25,68,990
2020087	MOEFCC	MOEFCC	-	18,51,000	24,73,301	1,702	6,20,599	-

**INDIAN INSTITUTE OF TECHNOLOGY KANPUR**

**ACCOUNT - II**

**SCHEDULE FORMING PART OF BALANCE SHEET**

**SCHEDULE - '3A' (Consolidated Balance Sheet)**

**SCHEDULE - 'F-2'**

**SCHEDULE OF SPONSORED PROJECT BALANCES AS AT 31ST MARCH'2022**

PROJECT NUMBER	SPONSOR CODE	SPONSOR NAME	OPENING BALANCE - 01.04.2021		EXPENDITURES	RECEIPTS	CLOSING BALANCE - 31.03.2022	
			DEBIT	CREDIT			DEBIT	CREDIT
2017510	MOWR	MINISTRY OF WATER RESOURCES	84,963	-	-	-	84,963	-
2018066	MOWR	MINISTRY OF WATER RESOURCES	-	32,278	32,278	-	-	-
2020452	MOWR	MINISTRY OF WATER RESOURCES	4,63,200	-	66,22,118	67,56,878	3,28,440	-
2016014	MOWRG	MINISTRY OF WATER RESOURCES,RIVER DEVELOPMENT & GANGA REJUVENATION	-	11,73,67,706	1,50,17,381	9,60,00,000	-	19,83,50,325
2016014A	MOWRG	MINISTRY OF WATER RESOURCES,RIVER DEVELOPMENT & GANGA REJUVENATION	74,61,772	-	1,59,20,369	2,10,800	2,31,71,341	-
20030066	MPLADS	M.P. LADS-CDO	1,51,524	-	-	-	1,51,524	-
20040066	MPLADS	M.P. LADS-CDO	4,40,535	-	-	-	4,40,535	-
2020384	MRC	MEDICAL RESEARCH COUNCIL & LANCASTER UNIVERSITY	-	-	2,04,614	3,75,231	-	1,70,617
20080312	MRLIPL	MICROSOFT RESEARCH LAB INDIA PRIVATE LIMITED	-	24,799	-	-	-	24,799
2016274	MRLIPL	MICROSOFT RESEARCH LAB INDIA PRIVATE LIMITED	-	6,29,743	-	-	-	6,29,743
2019213	MSDE	MINISTRY OF SKILL DEVELOPMENT AND ENTERPRENEORSHIP	-	3,80,868	-	-	-	3,80,868
20050341	MTECH	M-TECH INNOVATION LTD	5,24,650	-	-	-	5,24,650	-
2017079	MTL	MANIPAL TECHNOLOGIES LIMITED	1,72,179	-	-	-	1,72,179	-
2017243	MU	MONASH UNIVERSITY	46,426	-	-	-	46,426	-
2020430	NABARD	NABARD	-	-	1,15,881	60,975	54,906	-
20070261	NAIP	NATIONAL AGRICULTURAL INNOVATION PROJECT	18,36,221	-	-	-	18,36,221	-
20080331	NAIP	NATIONAL AGRICULTURAL INNOVATION PROJECT	39,430	-	-	-	39,430	-

**INDIAN INSTITUTE OF TECHNOLOGY KANPUR****ACCOUNT - II****SCHEDULE FORMING PART OF BALANCE SHEET****SCHEDULE - '3A' (Consolidated Balance Sheet)****SCHEDULE - 'F-2'****SCHEDULE OF SPONSORED PROJECT BALANCES AS AT 31ST MARCH 2022**

PROJECT NUMBER	SPONSOR CODE	SPONSOR NAME	OPENING BALANCE - 01.04.2021		EXPENDITURES	RECEIPTS	CLOSING BALANCE - 31.03.2022	
			DEBIT	CREDIT			DEBIT	CREDIT
20070307	NAL	NAL	-	1,62,123	-	-	-	1,62,123
20070249	NASA(N)	NASA (NATIONAL AERONAUTICS AND SPACE ADMINISTRATON	-	8,25,497	8,25,497	-	-	-
20010228	NBHM	NATIONAL BOARD OF HIGHER MATHS	-	275	-	-	-	275
2018259	NBHM	NATIONAL BOARD OF HIGHER MATHS	-	10,715	10,715	-	-	-
2019209	NCTU	NATIONAL CHIAO TUNG UNIVERSITY	-	16,26,351	-	-	-	16,26,351
2021253	NER	NORTH EASTERN RAILWAY	-	-	9,03,532	15,57,600	-	6,54,068
20110061	NETAPP	NETAPP INDIA PRIVATE LTD. BANGALORE	-	1,79,104	-	-	-	1,79,104
20070285	NFP	NATIONAL FUSION PROGRAMME	-	16,873	-	-	-	16,873
2021298	NHPC	NHPC LIMITED	-	-	4,00,883	12,10,038	-	8,09,155
2015269	NIIE	NATIONAL INSTITUTE OF INDUSTRIAL ENGINEERING ,MUMBAI	2,99,629	-	-	-	2,99,629	-
20060106	NILU	NILU	-	4,803	4,803	-	-	-
20010181	NLDP	NATIONAL LEATHER DEVELOPMENT PROGRAMME	2,05,811	-	-	-	2,05,811	-
2020390	NMCG	NATIONAL MISION FOR CLEAN GANGA	3,04,560	-	-	19,67,882	-	16,63,322
20130138	NMRL	NAVAL MATERIALS RESEARCH LABORATORY, DRDO	38,979	-	-	-	38,979	-
2018354	NPOL	NAVAL PHYSICAL & OCEANOGRAPHIC LABORATORY	-	6,97,493	6,09,360	-	-	88,133
2020371	NR	NORT. RLY	33,27,264	-	90,35,503	2,21,81,760	-	98,18,993
20090196	NRB	NAVAL RESEARCH BOARD	3,31,914	-	-	-	3,31,914	-

**INDIAN INSTITUTE OF TECHNOLOGY KANPUR****ACCOUNT - II****SCHEDULE FORMING PART OF BALANCE SHEET****SCHEDULE - '3A' (Consolidated Balance Sheet)****SCHEDULE - 'F-2'****SCHEDULE OF SPONSORED PROJECT BALANCES AS AT 31ST MARCH'2022**

PROJECT NUMBER	SPONSOR CODE	SPONSOR NAME	OPENING BALANCE - 01.04.2021		EXPENDITURES	RECEIPTS	CLOSING BALANCE - 31.03.2022	
			DEBIT	CREDIT			DEBIT	CREDIT
20110186	MOES	MINISTRY OF EARTH SCIENCES	11,87,023	-	-	-	11,87,023	-
20110267	MOES	MINISTRY OF EARTH SCIENCES	24,36,133	-	-	-	24,36,133	-
20120184	MOES	MINISTRY OF EARTH SCIENCES	10,92,888	-	-	-	10,92,888	-
2014139	MOES	MINISTRY OF EARTH SCIENCES	63,356	-	-	-	63,356	-
2014217	MOES	MINISTRY OF EARTH SCIENCES	40,297	-	-	-	40,297	-
2014279	MOES	MINISTRY OF EARTH SCIENCES	15,200	-	-	-	15,200	-
2015071	MOES	MINISTRY OF EARTH SCIENCES	-	189	-	-	-	189
2015295	MOES	MINISTRY OF EARTH SCIENCES	5,591	-	-	-	5,591	-
2015320	MOES	MINISTRY OF EARTH SCIENCES	2,02,196	-	3,46,815	5,00,000	49,011	-
2015433	MOES	MINISTRY OF EARTH SCIENCES	-	41,650	13,73,951	19,21,700	-	5,89,399
2017310	MOES	MINISTRY OF EARTH SCIENCES	3,12,079	-	1,70,623	5,35,623	-	52,921
2017366	MOES	MINISTRY OF EARTH SCIENCES	-	5,591	-	-	-	5,591
2018169	MOES	MINISTRY OF EARTH SCIENCES	-	2,70,779	-	-	-	2,70,779
2018261	MOES	MINISTRY OF EARTH SCIENCES	-	24,68,687	51,075	-	-	24,17,612
2018277	MOES	MINISTRY OF EARTH SCIENCES	-	3,83,789	7,44,490	21,828	3,38,873	-
2021178	MOES	MINISTRY OF EARTH SCIENCES	-	-	5,62,588	32,80,400	-	27,17,812
2021185	MOES	MINISTRY OF EARTH SCIENCES	-	-	5,18,871	67,01,766	-	61,82,895
2018273	MOS	MINISTRY OF STEEL	-	12,26,431	5,94,624	35,199	-	6,67,006
20070264	MOT	MINISTRY OF TEXTILES	-	468	-	-	-	468
20070266	MOT	MINISTRY OF TEXTILES	13,38,361	-	-	-	13,38,361	-
20080046	MOT	MINISTRY OF TEXTILES	94,986	-	-	-	94,986	-
2017065	MOT	MINISTRY OF TEXTILES	-	50,50,000	-	-	-	50,50,000
2021145	MOT	MINISTRY OF TEXTILES	-	-	50,23,885	76,00,000	-	25,76,115
2014330	MOWR	MINISTRY OF WATER RESOURCES	-	4,02,119	4,02,119	-	-	-
2015357	MOWR	MINISTRY OF WATER RESOURCES	-	22,05,983	-	-	-	22,05,983

**INDIAN INSTITUTE OF TECHNOLOGY KANPUR**  
**ACCOUNT - II**  
**SCHEDULE FORMING PART OF BALANCE SHEET**  
**SCHEDULE - '3A' (Consolidated Balance Sheet)**  
**SCHEDULE - 'F-2'**  
**SCHEDULE OF SPONSORED PROJECT BALANCES AS AT 31ST MARCH'2022**

PROJECT NUMBER	SPONSOR CODE	SPONSOR NAME	OPENING BALANCE - 01.04.2021		EXPENDITURES	RECEIPTS	CLOSING BALANCE - 31.03.2022	
			DEBIT	CREDIT			DEBIT	CREDIT
2015258	NRB	NAVAL RESEARCH BOARD	13,64,190	-	-	-	13,64,190	-
2018506	NRB	NAVAL RESEARCH BOARD	-	39,85,729	2,31,444	-	-	37,54,285
2017214	NRDC	NATIONAL RESEARCH DEV. CORP.	-	14	-	-	-	14
20050199	NRSA	NRSA	17,639	-	-	-	17,639	-
2017518	NSCS	NATIONAL SECURITY COUNCIL SECRETARIAT	-	3,42,48,585	6,85,15,957	4,97,87,926	-	1,55,20,554
2019422	NSCS	NATIONAL SECURITY COUNCIL SECRETARIAT	-	3,70,362	12,92,257	22,71,500	-	13,49,605
2016258	NSPL	NIVETTI SYSTEMS PRIVATE LTD.	-	44,424	-	-	-	44,424
2016448	NSRT	NAVIN SAXENA RESEARCH & TECHNOLOGY	-	924	-	-	-	924
2019420	OFKNP	ORDINANCE FACTORY KANPUR	-	25,00,000	23,16,613	3,39,740	-	5,23,127
2017135	OFMK	ORDNANCE FACTORY, MEDAK	25,494	-	-	-	25,494	-
2015391	OIDB	OIDB	-	2,07,917	-	-	-	2,07,917
2021129A	OM	ONE MEDIA	-	-	60,52,428	60,52,428	-	-
2016152	ONGC	ONGC	12,24,350	-	-	-	12,24,350	-
2017299	ONGC	ONGC	94,967	-	9,24,702	1,34,358	8,85,311	-
2017404	ONGC	ONGC	5,40,578	-	2,04,733	7,45,311	-	-
2017517	ONGC	ONGC	-	36,72,325	7,03,916	1,169	-	29,69,578
2018057	ONGC	ONGC	5,98,672	-	1,94,772	2,50,390	5,43,054	-
20110038	OPCW	ORGANISATION FOR THE PROHIBITION OF CHEMICAL WEAPONS	41,595	-	-	-	41,595	-
2018136	ORPL	ORTHO REGENICS PRIVATE LIMITED	-	2,03,040	13,52,315	21,66,998	-	10,17,723
20120172	OSDDU	OPEN SOURCE DRUG DISCOVERY UNIT, CSIR	-	28,764	-	-	-	28,764

**INDIAN INSTITUTE OF TECHNOLOGY KANPUR****ACCOUNT - II****SCHEDULE FORMING PART OF BALANCE SHEET****SCHEDULE - '3A' (Consolidated Balance Sheet)****SCHEDULE - 'F-2'****SCHEDULE OF SPONSORED PROJECT BALANCES AS AT 31ST MARCH'2022**

PROJECT NUMBER	SPONSOR CODE	SPONSOR NAME	OPENING BALANCE - 01.04.2021		EXPENDITURES	RECEIPTS	CLOSING BALANCE - 31.03.2022	
			DEBIT	CREDIT			DEBIT	CREDIT
2021128	PB	PRASAR BHARATI	-	-	1,16,66,440	4,40,73,220	-	3,24,06,780
2021128A	PB	PRASAR BHARATI	-	-	1,18,99,515	-	1,18,99,515	-
2021128B	PB	PRASAR BHARATI	-	-	11,67,058	-	11,67,058	-
2021128C	PB	PRASAR BHARATI	-	-	10,17,283	2,080	10,15,203	-
20050210	PCRA	PTROLEUM CONSERVATION RESEARCH ASSOCIATION	46,229	-	-	-	46,229	-
2020434	PCU	PRINCETON UNIVERSITY	-	-	13,54,935	16,48,332	-	2,93,397
2019507	PFZER	PFZER INC.	-	1,60,84,574	66,55,766	-	-	94,28,808
2015449	PI	THE PETROLEUM INSTITUTE	-	2,84,133	-	-	-	2,84,133
2021010	PIPL	PORTESCAP INDIA PRIVATE LIMITED	-	-	21,33,888	21,33,888	-	-
2015239	PLANEX	PLANETARY SCIENCES AND EXPLORATION PROGRAM	1,93,971	-	-	-	1,93,971	-
2019145	PPMDF	PARENT PROJECT MUSCULAR DYSTROPHY FOUNDATION	41,846	-	-	-	41,846	-
20130121	PRL	PHYSICAL RESEARCH LABORATORY	5,80,112	-	-	-	5,80,112	-
2015314	PSA	OFFFICE OF THE PRINCIPAL SCIENTIFIC ADVISER	-	4,678	-	-	-	4,678
2015435	PSA	OFFFICE OF THE PRINCIPAL SCIENTIFIC ADVISER	1,99,689	-	-	-	1,99,689	-
2018206	PSA	OFFFICE OF THE PRINCIPAL SCIENTIFIC ADVISER	73,026	-	-	-	73,026	-
2018281	PSA	OFFFICE OF THE PRINCIPAL SCIENTIFIC ADVISER	-	16,84,133	28,01,514	37,27,183	-	26,09,802
2017091	QPL	M/S QUINTALLIANCE PVT. LTD.	-	2,551	-	-	-	2,551
2020025	QUALCO	QUALCOMM	-	8,12,223	13,171	79,028	-	8,78,080
20110182	RCI	RESEARCH CENTRE IMART,C/O PROGRAMME 'AD' (MMG)	23,684	-	-	-	23,684	-



**INDIAN INSTITUTE OF TECHNOLOGY KANPUR**  
**ACCOUNT - II**  
**SCHEDULE FORMING PART OF BALANCE SHEET**

**SCHEDULE - '3A' (Consolidated Balance Sheet)**

**SCHEDULE - 'F-2'**

**SCHEDULE OF SPONSORED PROJECT BALANCES AS AT 31ST MARCH'2022**

PROJECT NUMBER	SPONSOR CODE	SPONSOR NAME	OPENING BALANCE - 01.04.2021		EXPENDITURES	RECEIPTS	CLOSING BALANCE - 31.03.2022	
			DEBIT	CREDIT			DEBIT	CREDIT
20120253	RDSO	R.D.S.O.	-	39,32,967	-	-	-	39,32,967
20120254	RDSO	R.D.S.O.	-	34,39,751	-	-	-	34,39,751
2017416	RDSO	R.D.S.O.	-	20,00,333	5,11,348	6,81,96,000	-	6,96,84,985
2021095	RDSO	R.D.S.O.	-	-	14,40,750	26,79,600	-	12,38,850
2021096	RDSO	R.D.S.O.	-	-	5,10,941	12,36,560	-	7,25,619
2015230	RNT	RENAULT NISSAN TECHNOLOGY & BUSINESS CENTRE INDIA PRIVATE LIMITED	-	51,519	-	-	-	51,519
2016121	RNT	RENAULT NISSAN TECHNOLOGY & BUSINESS CENTRE INDIA PRIVATE LIMITED	6,400	-	-	-	6,400	-
20110114	SAMSUN	SAMSUNG	-	51,526	-	-	-	51,526
2019083	SAMSUN	SAMSUNG	-	-	16,188	80,938	-	64,750
2020279	SASTRI	SHASTRI INDO-CANADIAN INSTITUTE	-	-	27,78,329	27,78,402	-	73
2021002	SED	STICHTING SED FUND NETHERLANDS	-	-	83,55,768	1,09,89,762	-	26,33,994
2019239	SEPIO	SEPIO PRODUCTS PRIVATE LTD	7,52,814	-	4,27,644	9,37,810	2,42,648	-
2019278	SEPIO	SEPIO PRODUCTS PRIVATE LTD	-	27,23,150	7,51,891	-	-	19,71,259
20120049	SERB	SCIENCE & ENGINEERING RESEARCH BOARD	3,37,130	-	-	-	3,37,130	-
20120055	SERB	SCIENCE & ENGINEERING RESEARCH BOARD	18,242	-	-	-	18,242	-
20120100	SERB	SCIENCE & ENGINEERING RESEARCH BOARD	14,58,068	-	-	-	14,58,068	-
20120103	SERB	SCIENCE & ENGINEERING RESEARCH BOARD	-	46	-	-	-	46
20120109	SERB	SCIENCE & ENGINEERING RESEARCH BOARD	2,49,775	-	-	-	2,49,775	-

**INDIAN INSTITUTE OF TECHNOLOGY KANPUR**

**ACCOUNT - II**

**SCHEDULE FORMING PART OF BALANCE SHEET**

**SCHEDULE - '3A' (Consolidated Balance Sheet)**

**SCHEDULE - 'F-2'**

**SCHEDULE OF SPONSORED PROJECT BALANCES AS AT 31ST MARCH'2022**

PROJECT NUMBER	SPONSOR CODE	SPONSOR NAME	OPENING BALANCE - 01.04.2021		EXPENDITURES	RECEIPTS	CLOSING BALANCE - 31.03.2022	
			DEBIT	CREDIT			DEBIT	CREDIT
20120126	SERB	SCIENCE & ENGINEERING RESEARCH BOARD	1,09,259	-	-	-	1,09,259	-
20120156	SERB	SCIENCE & ENGINEERING RESEARCH BOARD	12,28,701	-	-	-	12,28,701	-
20120341	SERB	SCIENCE & ENGINEERING RESEARCH BOARD	89,878	-	-	-	89,878	-
20130030	SERB	SCIENCE & ENGINEERING RESEARCH BOARD	1,00,000	-	-	-	1,00,000	-
20130045	SERB	SCIENCE & ENGINEERING RESEARCH BOARD	1,02,500	-	-	-	1,02,500	-
20130095	SERB	SCIENCE & ENGINEERING RESEARCH BOARD	6,81,994	-	-	6,81,994	-	-
20130173	SERB	SCIENCE & ENGINEERING RESEARCH BOARD	24,302	-	-	-	24,302	-
20130175	SERB	SCIENCE & ENGINEERING RESEARCH BOARD	10,64,070	-	-	-	10,64,070	-
20130210	SERB	SCIENCE & ENGINEERING RESEARCH BOARD	7,84,386	-	-	-	7,84,386	-
20130227	SERB	SCIENCE & ENGINEERING RESEARCH BOARD	5,88,599	-	-	-	5,88,599	-
20130241	SERB	SCIENCE & ENGINEERING RESEARCH BOARD	-	2,21,107	-	-	-	2,21,107
20130246	SERB	SCIENCE & ENGINEERING RESEARCH BOARD	2,13,005	-	-	-	2,13,005	-
20130252	SERB	SCIENCE & ENGINEERING RESEARCH BOARD	2,91,621	-	-	-	2,91,621	-
20130274	SERB	SCIENCE & ENGINEERING RESEARCH BOARD	57,500	-	-	-	57,500	-
20130278	SERB	SCIENCE & ENGINEERING RESEARCH BOARD	600	-	-	-	600	-

**INDIAN INSTITUTE OF TECHNOLOGY KANPUR**  
**ACCOUNT - II**  
**SCHEDULE FORMING PART OF BALANCE SHEET**

**SCHEDULE - '3A' (Consolidated Balance Sheet)**

**SCHEDULE - 'F-2'**

**SCHEDULE OF SPONSORED PROJECT BALANCES AS AT 31ST MARCH'2022**

PROJECT NUMBER	SPONSOR CODE	SPONSOR NAME	OPENING BALANCE - 01.04.2021		EXPENDITURES	RECEIPTS	CLOSING BALANCE - 31.03.2022	
			DEBIT	CREDIT			DEBIT	CREDIT
2013378	SERB	SCIENCE & ENGINEERING RESEARCH BOARD	-	1,94,300	-	-	-	1,94,300
2014006	SERB	SCIENCE & ENGINEERING RESEARCH BOARD	1,49,782	-	-	-	1,49,782	-
2014039	SERB	SCIENCE & ENGINEERING RESEARCH BOARD	4,83,378	-	-	-	4,83,378	-
2014043	SERB	SCIENCE & ENGINEERING RESEARCH BOARD	3,16,406	-	-	-	3,16,406	-
2014044	SERB	SCIENCE & ENGINEERING RESEARCH BOARD	49,931	-	-	-	49,931	-
2014050	SERB	SCIENCE & ENGINEERING RESEARCH BOARD	7,73,945	-	-	-	7,73,945	-
2014054	SERB	SCIENCE & ENGINEERING RESEARCH BOARD	-	2,55,363	-	-	-	2,55,363
2014057	SERB	SCIENCE & ENGINEERING RESEARCH BOARD	41,35,551	-	-	-	41,35,551	-
2014065	SERB	SCIENCE & ENGINEERING RESEARCH BOARD	5,06,522	-	-	-	5,06,522	-
2014105	SERB	SCIENCE & ENGINEERING RESEARCH BOARD	3,869	-	-	-	3,869	-
2014128	SERB	SCIENCE & ENGINEERING RESEARCH BOARD	-	770	-	-	-	770
2014143	SERB	SCIENCE & ENGINEERING RESEARCH BOARD	3,40,045	-	-	-	3,40,045	-
2014161	SERB	SCIENCE & ENGINEERING RESEARCH BOARD	4,79,349	-	-	-	4,79,349	-
2014230	SERB	SCIENCE & ENGINEERING RESEARCH BOARD	69,311	-	-	-	69,311	-
2014233	SERB	SCIENCE & ENGINEERING RESEARCH BOARD	13,05,068	-	-	-	13,05,068	-

**INDIAN INSTITUTE OF TECHNOLOGY KANPUR**  
**ACCOUNT - II**  
**SCHEDULE FORMING PART OF BALANCE SHEET**

**SCHEDULE - '3A' (Consolidated Balance Sheet)**

**SCHEDULE - 'F-2'**

**SCHEDULE OF SPONSORED PROJECT BALANCES AS AT 31ST MARCH'2022**

PROJECT NUMBER	SPONSOR CODE	SPONSOR NAME	OPENING BALANCE - 01.04.2021		EXPENDITURES	RECEIPTS	CLOSING BALANCE - 31.03.2022	
			DEBIT	CREDIT			DEBIT	CREDIT
2014273	SERB	SCIENCE & ENGINEERING RESEARCH BOARD	85,000	-	-	-	85,000	-
2014303	SERB	SCIENCE & ENGINEERING RESEARCH BOARD	22,43,984	-	-	-	22,43,984	-
2015012	SERB	SCIENCE & ENGINEERING RESEARCH BOARD	10,46,356	-	-	-	10,46,356	-
2015038	SERB	SCIENCE & ENGINEERING RESEARCH BOARD	-	75,512	-	-	-	75,512
2015039	SERB	SCIENCE & ENGINEERING RESEARCH BOARD	5,73,149	-	-	5,73,149	-	-
2015061	SERB	SCIENCE & ENGINEERING RESEARCH BOARD	2,06,657	-	-	-	2,06,657	-
2015083	SERB	SCIENCE & ENGINEERING RESEARCH BOARD	-	3,05,588	18,88,929	14,64,889	1,18,452	-
2015097	SERB	SCIENCE & ENGINEERING RESEARCH BOARD	-	76,819	-	-	-	76,819
2015131	SERB	SCIENCE & ENGINEERING RESEARCH BOARD	957	-	-	-	957	-
2015153	SERB	SCIENCE & ENGINEERING RESEARCH BOARD	3,32,356	-	-	-	3,32,356	-
2015202	SERB	SCIENCE & ENGINEERING RESEARCH BOARD	1,83,259	-	-	-	1,83,259	-
2015214	SERB	SCIENCE & ENGINEERING RESEARCH BOARD	98,990	-	11,26,604	12,25,593	1	-
2015228	SERB	SCIENCE & ENGINEERING RESEARCH BOARD	1,19,626	-	-	-	1,19,626	-
2015286	SERB	SCIENCE & ENGINEERING RESEARCH BOARD	10,72,809	-	-	-	10,72,809	-
2015302	SERB	SCIENCE & ENGINEERING RESEARCH BOARD	-	15,890	-	-	-	15,890

**INDIAN INSTITUTE OF TECHNOLOGY KANPUR**

**ACCOUNT - II**

**SCHEDULE FORMING PART OF BALANCE SHEET**

**SCHEDULE - '3A' (Consolidated Balance Sheet)**

**SCHEDULE - 'F-2'**

**SCHEDULE OF SPONSORED PROJECT BALANCES AS AT 31ST MARCH'2022**

PROJECT NUMBER	SPONSOR CODE	SPONSOR NAME	OPENING BALANCE - 01.04.2021		EXPENDITURES	RECEIPTS	CLOSING BALANCE - 31.03.2022	
			DEBIT	CREDIT			DEBIT	CREDIT
2015317	SERB	SCIENCE & ENGINEERING RESEARCH BOARD	28,901	-	-	-	28,901	-
2015337	SERB	SCIENCE & ENGINEERING RESEARCH BOARD	5,642	-	-	-	5,642	-
2015338	SERB	SCIENCE & ENGINEERING RESEARCH BOARD	1,55,000	-	-	-	1,55,000	-
2015346	SERB	SCIENCE & ENGINEERING RESEARCH BOARD	-	20,82,520	-	1	-	20,82,521
2015378	SERB	SCIENCE & ENGINEERING RESEARCH BOARD	50,859	-	-	-	50,859	-
2015389	SERB	SCIENCE & ENGINEERING RESEARCH BOARD	-	-	27,884	27,884	-	-
2015404	SERB	SCIENCE & ENGINEERING RESEARCH BOARD	14,12,227	-	-	-	14,12,227	-
2015439	SERB	SCIENCE & ENGINEERING RESEARCH BOARD	2,94,338	-	-	-	2,94,338	-
2015441	SERB	SCIENCE & ENGINEERING RESEARCH BOARD	-	84,525	-	-	-	84,525
2015444	SERB	SCIENCE & ENGINEERING RESEARCH BOARD	-	60,275	-	-	-	60,275
2016044	SERB	SCIENCE & ENGINEERING RESEARCH BOARD	73,000	-	-	67,948	5,052	-
2016082	SERB	SCIENCE & ENGINEERING RESEARCH BOARD	4,47,443	-	-	-	4,47,443	-
2016183	SERB	SCIENCE & ENGINEERING RESEARCH BOARD	4,67,739	-	1,83,747	2,09,697	4,41,789	-
2016236	SERB	SCIENCE & ENGINEERING RESEARCH BOARD	21,35,486	-	-	-	21,35,486	-
2016254	SERB	SCIENCE & ENGINEERING RESEARCH BOARD	31,727	-	-	-	31,727	-

**INDIAN INSTITUTE OF TECHNOLOGY KANPUR**

**ACCOUNT - II**

**SCHEDULE FORMING PART OF BALANCE SHEET**

**SCHEDULE - '3A' (Consolidated Balance Sheet)**

**SCHEDULE - 'F-2'**

**SCHEDULE OF SPONSORED PROJECT BALANCES AS AT 31ST MARCH'2022**

PROJECT NUMBER	SPONSOR CODE	SPONSOR NAME	OPENING BALANCE - 01.04.2021		EXPENDITURES	RECEIPTS	CLOSING BALANCE - 31.03.2022	
			DEBIT	CREDIT			DEBIT	CREDIT
2016255	SERB	SCIENCE & ENGINEERING RESEARCH BOARD	64,043	-	-	-	64,043	-
2016260	SERB	SCIENCE & ENGINEERING RESEARCH BOARD	-	85,795	-	-	-	85,795
2016263	SERB	SCIENCE & ENGINEERING RESEARCH BOARD	1,52,362	-	-	-	1,52,362	-
2016264	SERB	SCIENCE & ENGINEERING RESEARCH BOARD	4,76,042	-	1,55,112	6,31,154	-	-
2016324	SERB	SCIENCE & ENGINEERING RESEARCH BOARD	13,865	-	2,500	-	16,365	-
2016334	SERB	SCIENCE & ENGINEERING RESEARCH BOARD	55,522	-	-	-	55,522	-
2016346	SERB	SCIENCE & ENGINEERING RESEARCH BOARD	6,89,205	-	-	-	6,89,205	-
2016347	SERB	SCIENCE & ENGINEERING RESEARCH BOARD	68,504	-	-	-	68,504	-
2016348	SERB	SCIENCE & ENGINEERING RESEARCH BOARD	6,43,973	-	-	-	6,43,973	-
2016371	SERB	SCIENCE & ENGINEERING RESEARCH BOARD	-	38,948	-	-	-	38,948
2016392	SERB	SCIENCE & ENGINEERING RESEARCH BOARD	1,97,469	-	-	1,97,469	-	-
2016432	SERB	SCIENCE & ENGINEERING RESEARCH BOARD	12,55,047	-	-	-	12,55,047	-
2016442	SERB	SCIENCE & ENGINEERING RESEARCH BOARD	2,79,622	-	37,093	37,126	2,79,589	-
2016466	SERB	SCIENCE & ENGINEERING RESEARCH BOARD	-	5,23,40,246	2,71,76,638	2,51,59,474	-	5,03,23,082
2016482	SERB	SCIENCE & ENGINEERING RESEARCH BOARD	2,02,954	-	24,421	2,41,629	-	14,254

**INDIAN INSTITUTE OF TECHNOLOGY KANPUR**  
**ACCOUNT - II**  
**SCHEDULE FORMING PART OF BALANCE SHEET**  
**SCHEDULE - '3A' (Consolidated Balance Sheet)**  
**SCHEDULE - 'F-2'**  
**SCHEDULE OF SPONSORED PROJECT BALANCES AS AT 31ST MARCH'2022**

PROJECT NUMBER	SPONSOR CODE	SPONSOR NAME	OPENING BALANCE - 01.04.2021		EXPENDITURES	RECEIPTS	CLOSING BALANCE - 31.03.2022	
			DEBIT	CREDIT			DEBIT	CREDIT
2016491	SERB	SCIENCE & ENGINEERING RESEARCH BOARD	1,75,681	-	1,58,233	3,33,914	-	-
2017007	SERB	SCIENCE & ENGINEERING RESEARCH BOARD	6,25,198	-	-	-	6,25,198	-
2017011	SERB	SCIENCE & ENGINEERING RESEARCH BOARD	6,82,582	-	-	2,475	6,80,107	-
2017016	SERB	SCIENCE & ENGINEERING RESEARCH BOARD	3,36,832	-	-	-	3,36,832	-
2017019	SERB	SCIENCE & ENGINEERING RESEARCH BOARD	9,08,960	-	-	-	9,08,960	-
2017021	SERB	SCIENCE & ENGINEERING RESEARCH BOARD	9,15,790	-	-	-	9,15,790	-
2017022	SERB	SCIENCE & ENGINEERING RESEARCH BOARD	91,791	-	-	-	91,791	-
2017052	SERB	SCIENCE & ENGINEERING RESEARCH BOARD	5,40,000	-	-	-	5,40,000	-
2017132	SERB	SCIENCE & ENGINEERING RESEARCH BOARD	5,09,434	-	-	-	5,09,434	-
2017185	SERB	SCIENCE & ENGINEERING RESEARCH BOARD	4,15,363	-	-	-	4,15,363	-
2017206	SERB	SCIENCE & ENGINEERING RESEARCH BOARD	96,997	-	2,45,045	5,492	3,36,550	-
2017242	SERB	SCIENCE & ENGINEERING RESEARCH BOARD	-	4,41,879	-	-	-	4,41,879
2017244	SERB	SCIENCE & ENGINEERING RESEARCH BOARD	-	1,13,214	4,95,766	-	3,82,552	-
2017246	SERB	SCIENCE & ENGINEERING RESEARCH BOARD	-	2,13,641	88,064	-	-	1,25,577
2017255	SERB	SCIENCE & ENGINEERING RESEARCH BOARD	5,05,859	-	1,49,875	6,55,734	-	-

**INDIAN INSTITUTE OF TECHNOLOGY KANPUR**

**ACCOUNT - II**

**SCHEDULE FORMING PART OF BALANCE SHEET**

**SCHEDULE - '3A' (Consolidated Balance Sheet)**

**SCHEDULE - 'F-2'**

**SCHEDULE OF SPONSORED PROJECT BALANCES AS AT 31ST MARCH'2022**

PROJECT NUMBER	SPONSOR CODE	SPONSOR NAME	OPENING BALANCE - 01.04.2021		EXPENDITURES	RECEIPTS	CLOSING BALANCE - 31.03.2022	
			DEBIT	CREDIT			DEBIT	CREDIT
2017264	SERB	SCIENCE & ENGINEERING RESEARCH BOARD	-	1,89,022	6,80,000	-	4,90,978	-
2017269	SERB	SCIENCE & ENGINEERING RESEARCH BOARD	10,32,883	-	12,97,169	13,93,039	9,37,013	-
2017292	SERB	SCIENCE & ENGINEERING RESEARCH BOARD	-	1,13,074	-	-	-	1,13,074
2017303	SERB	SCIENCE & ENGINEERING RESEARCH BOARD	-	47,715	2,36,114	-	1,88,399	-
2017311	SERB	SCIENCE & ENGINEERING RESEARCH BOARD	6,69,907	-	62,000	7,00,000	31,907	-
2017318	SERB	SCIENCE & ENGINEERING RESEARCH BOARD	9,76,871	-	2,52,962	-	12,29,833	-
2017321	SERB	SCIENCE & ENGINEERING RESEARCH BOARD	-	1,61,429	2,41,047	-	79,618	-
2017340	SERB	SCIENCE & ENGINEERING RESEARCH BOARD	6,76,470	-	7,29,251	7,60,000	6,45,721	-
2017342	SERB	SCIENCE & ENGINEERING RESEARCH BOARD	-	3,73,929	6,63,404	-	2,89,475	-
2017364	SERB	SCIENCE & ENGINEERING RESEARCH BOARD	1,47,370	-	-	-	1,47,370	-
2017491	SERB	SCIENCE & ENGINEERING RESEARCH BOARD	1,34,394	-	47,371	-	1,81,765	-
2017495	SERB	SCIENCE & ENGINEERING RESEARCH BOARD	6,762	-	-	6,762	-	-
2017498	SERB	SCIENCE & ENGINEERING RESEARCH BOARD	1,98,402	-	-	-	1,98,402	-
2017501	SERB	SCIENCE & ENGINEERING RESEARCH BOARD	-	2,64,551	-	-	-	2,64,551
2017503	SERB	SCIENCE & ENGINEERING RESEARCH BOARD	-	4,52,061	4,65,950	13,889	-	-



**INDIAN INSTITUTE OF TECHNOLOGY KANPUR**

**ACCOUNT - II**

**SCHEDULE FORMING PART OF BALANCE SHEET**

**SCHEDULE - '3A' (Consolidated Balance Sheet)**

**SCHEDULE - 'F-2'**

**SCHEDULE OF SPONSORED PROJECT BALANCES AS AT 31ST MARCH'2022**

PROJECT NUMBER	SPONSOR CODE	SPONSOR NAME	OPENING BALANCE - 01.04.2021		EXPENDITURES	RECEIPTS	CLOSING BALANCE - 31.03.2022	
			DEBIT	CREDIT			DEBIT	CREDIT
2017504	SERB	SCIENCE & ENGINEERING RESEARCH BOARD	1,01,656	-	1,59,042	-	2,60,698	-
2017505	SERB	SCIENCE & ENGINEERING RESEARCH BOARD	16,767	-	3,14,221	2,00,265	1,30,723	-
2017506	SERB	SCIENCE & ENGINEERING RESEARCH BOARD	17,16,421	-	7,87,968	19,50,000	5,54,389	-
2017515	SERB	SCIENCE & ENGINEERING RESEARCH BOARD	-	16,96,823	1,26,228	-	-	15,70,595
2017522	SERB	SCIENCE & ENGINEERING RESEARCH BOARD	7,55,542	-	16,35,072	-	23,90,614	-
2018012	SERB	SCIENCE & ENGINEERING RESEARCH BOARD	2,41,557	-	8,17,938	11,500	10,47,995	-
2018016	SERB	SCIENCE & ENGINEERING RESEARCH BOARD	11,561	-	-	-	11,561	-
2018118	SERB	SCIENCE & ENGINEERING RESEARCH BOARD	-	2,84,943	4,34,081	-	1,49,138	-
2018150	SERB	SCIENCE & ENGINEERING RESEARCH BOARD	-	9,56,026	11,14,580	11,00,000	-	9,41,446
2018152	SERB	SCIENCE & ENGINEERING RESEARCH BOARD	1,50,728	-	30,191	-	1,80,919	-
2018155	SERB	SCIENCE & ENGINEERING RESEARCH BOARD	1,46,172	-	-	-	1,46,172	-
2018157	SERB	SCIENCE & ENGINEERING RESEARCH BOARD	-	80,350	80,999	-	649	-
2018164	SERB	SCIENCE & ENGINEERING RESEARCH BOARD	-	3,60,056	22,33,572	15,50,000	3,23,516	-
2018167	SERB	SCIENCE & ENGINEERING RESEARCH BOARD	-	1,34,827	4,16,862	1,36,169	1,45,866	-
2018172	SERB	SCIENCE & ENGINEERING RESEARCH BOARD	-	1,90,012	2,64,221	74,209	-	-

**INDIAN INSTITUTE OF TECHNOLOGY KANPUR**

**ACCOUNT - II**

**SCHEDULE FORMING PART OF BALANCE SHEET**

**SCHEDULE - '3A' (Consolidated Balance Sheet)**

**SCHEDULE - 'F-2'**

**SCHEDULE OF SPONSORED PROJECT BALANCES AS AT 31ST MARCH'2022**

PROJECT NUMBER	SPONSOR CODE	SPONSOR NAME	OPENING BALANCE - 01.04.2021		EXPENDITURES	RECEIPTS	CLOSING BALANCE - 31.03.2022	
			DEBIT	CREDIT			DEBIT	CREDIT
2018186	SERB	SCIENCE & ENGINEERING RESEARCH BOARD	-	1,85,520	2,60,089	-	74,569	-
2018188	SERB	SCIENCE & ENGINEERING RESEARCH BOARD	93,441	-	-	-	93,441	-
2018196	SERB	SCIENCE & ENGINEERING RESEARCH BOARD	-	1,48,262	2,88,262	-	1,40,000	-
2018267	SERB	SCIENCE & ENGINEERING RESEARCH BOARD	-	2,62,201	1,40,000	-	-	1,22,201
2018270	SERB	SCIENCE & ENGINEERING RESEARCH BOARD	13,572	-	1,63,036	-	1,76,608	-
2018271	SERB	SCIENCE & ENGINEERING RESEARCH BOARD	21,54,920	-	3,61,468	-	25,16,388	-
2018276	SERB	SCIENCE & ENGINEERING RESEARCH BOARD	-	3,75,176	5,08,276	-	1,33,100	-
2018279	SERB	SCIENCE & ENGINEERING RESEARCH BOARD	-	7,62,028	8,33,274	4,46,530	-	3,75,284
2018301	SERB	SCIENCE & ENGINEERING RESEARCH BOARD	-	-	7,000	-	7,000	-
2018322	SERB	SCIENCE & ENGINEERING RESEARCH BOARD	1,11,590	-	9,07,007	9,50,000	68,597	-
2018326	SERB	SCIENCE & ENGINEERING RESEARCH BOARD	-	4,56,479	4,96,837	40,358	-	-
2018331	SERB	SCIENCE & ENGINEERING RESEARCH BOARD	-	1,26,210	2,00,000	50,000	23,790	-
2018351	SERB	SCIENCE & ENGINEERING RESEARCH BOARD	-	1,826	19,08,435	19,19,267	-	12,658
2018399	SERB	SCIENCE & ENGINEERING RESEARCH BOARD	-	2,07,223	14,93,750	17,00,000	-	4,13,473
2018405	SERB	SCIENCE & ENGINEERING RESEARCH BOARD	6,91,540	-	8,25,022	13,00,001	2,16,561	-

**INDIAN INSTITUTE OF TECHNOLOGY KANPUR**

**ACCOUNT - II**

**SCHEDULE FORMING PART OF BALANCE SHEET**

**SCHEDULE - '3A' (Consolidated Balance Sheet)**

**SCHEDULE - 'F-2'**

**SCHEDULE OF SPONSORED PROJECT BALANCES AS AT 31ST MARCH'2022**

PROJECT NUMBER	SPONSOR CODE	SPONSOR NAME	OPENING BALANCE - 01.04.2021		EXPENDITURES	RECEIPTS	CLOSING BALANCE - 31.03.2022	
			DEBIT	CREDIT			DEBIT	CREDIT
2018421	SERB	SCIENCE & ENGINEERING RESEARCH BOARD	-	7,15,121	17,01,741	12,00,000	-	2,13,380
2018433	SERB	SCIENCE & ENGINEERING RESEARCH BOARD	-	10,33,158	3,05,000	-	-	7,28,158
2018444	SERB	SCIENCE & ENGINEERING RESEARCH BOARD	-	9,68,818	11,94,569	7,00,000	-	4,74,249
2018509	SERB	SCIENCE & ENGINEERING RESEARCH BOARD	5,358	-	1,92,293	2,40,000	-	42,349
2018510	SERB	SCIENCE & ENGINEERING RESEARCH BOARD	-	2,04,819	4,07,462	-	2,02,643	-
2018520	SERB	SCIENCE & ENGINEERING RESEARCH BOARD	-	3,13,342	8,59,193	8,50,000	-	3,04,149
2018521	SERB	SCIENCE & ENGINEERING RESEARCH BOARD	-	1,86,765	1,68,362	-	-	18,403
2018522	SERB	SCIENCE & ENGINEERING RESEARCH BOARD	1,10,961	-	3,07,400	5,00,000	-	81,639
2018527	SERB	SCIENCE & ENGINEERING RESEARCH BOARD	2,46,996	-	7,06,303	67	9,53,232	-
2018528	SERB	SCIENCE & ENGINEERING RESEARCH BOARD	6,476	-	1,02,819	2,00,000	-	90,705
2018530	SERB	SCIENCE & ENGINEERING RESEARCH BOARD	-	8,14,850	7,54,757	-	-	60,093
2018532	SERB	SCIENCE & ENGINEERING RESEARCH BOARD	65,461	-	16,60,481	-	17,25,942	-
2018538	SERB	SCIENCE & ENGINEERING RESEARCH BOARD	-	2,68,061	20,68,569	17,00,000	1,00,508	-
2018547	SERB	SCIENCE & ENGINEERING RESEARCH BOARD	-	1,55,11,883	1,56,84,603	-	1,72,720	-
2018548	SERB	SCIENCE & ENGINEERING RESEARCH BOARD	-	4,36,729	18,61,346	13,00,000	1,24,617	-

**INDIAN INSTITUTE OF TECHNOLOGY KANPUR**

**ACCOUNT - II**

**SCHEDULE FORMING PART OF BALANCE SHEET**

**SCHEDULE - '3A' (Consolidated Balance Sheet)**

**SCHEDULE - 'F-2'**

**SCHEDULE OF SPONSORED PROJECT BALANCES AS AT 31ST MARCH'2022**

PROJECT NUMBER	SPONSOR CODE	SPONSOR NAME	OPENING BALANCE - 01.04.2021		EXPENDITURES	RECEIPTS	CLOSING BALANCE - 31.03.2022	
			DEBIT	CREDIT			DEBIT	CREDIT
2018550	SERB	SCIENCE & ENGINEERING RESEARCH BOARD	-	1,74,031	5,37,800	6,00,000	-	2,36,231
2018554	SERB	SCIENCE & ENGINEERING RESEARCH BOARD	-	18,21,434	40,93,521	35,00,000	-	12,27,913
2018555	SERB	SCIENCE & ENGINEERING RESEARCH BOARD	-	63,06,001	63,84,442	9,07,096	-	8,28,655
2018556	SERB	SCIENCE & ENGINEERING RESEARCH BOARD	20,000	-	2,00,000	1,80,000	40,000	-
2018561	SERB	SCIENCE & ENGINEERING RESEARCH BOARD	-	1,39,021	13,52,242	17,00,000	-	4,86,779
2018562	SERB	SCIENCE & ENGINEERING RESEARCH BOARD	-	27,51,733	38,53,947	20,20,000	-	9,17,786
2018563	SERB	SCIENCE & ENGINEERING RESEARCH BOARD	-	9,23,127	10,83,271	-	1,60,144	-
2018564	SERB	SCIENCE & ENGINEERING RESEARCH BOARD	-	3,01,477	8,67,929	6,00,000	-	33,548
2018565	SERB	SCIENCE & ENGINEERING RESEARCH BOARD	-	14,26,297	26,22,248	6,51,423	5,44,528	-
2018566	SERB	SCIENCE & ENGINEERING RESEARCH BOARD	-	3,00,423	7,02,581	5,69,789	-	1,67,631
2018569	SERB	SCIENCE & ENGINEERING RESEARCH BOARD	-	2,18,262	2,34,972	-	16,710	-
2018570	SERB	SCIENCE & ENGINEERING RESEARCH BOARD	-	4,47,470	7,57,084	3,53,278	-	43,664
2018571	SERB	SCIENCE & ENGINEERING RESEARCH BOARD	61,258	-	20,000	-	81,258	-
2018574	SERB	SCIENCE & ENGINEERING RESEARCH BOARD	-	2,41,515	2,19,144	6,50,000	-	6,72,371
2018578	SERB	SCIENCE & ENGINEERING RESEARCH BOARD	-	13,75,091	12,26,062	16,00,000	-	17,49,029

**INDIAN INSTITUTE OF TECHNOLOGY KANPUR****ACCOUNT - II****SCHEDULE FORMING PART OF BALANCE SHEET****SCHEDULE - '3A' (Consolidated Balance Sheet)****SCHEDULE - 'F-2'****SCHEDULE OF SPONSORED PROJECT BALANCES AS AT 31ST MARCH'2022**

PROJECT NUMBER	SPONSOR CODE	SPONSOR NAME	OPENING BALANCE - 01.04.2021		EXPENDITURES	RECEIPTS	CLOSING BALANCE - 31.03.2022	
			DEBIT	CREDIT			DEBIT	CREDIT
2018579	SERB	SCIENCE & ENGINEERING RESEARCH BOARD	4,201	-	98,033	4,50,000	-	3,47,766
2018582	SERB	SCIENCE & ENGINEERING RESEARCH BOARD	2,73,275	-	4,92,365	6,15,852	1,49,788	-
2019060	SERB	SCIENCE & ENGINEERING RESEARCH BOARD	-	21,90,341	5,62,432	10,14,500	-	26,42,409
2019065	SERB	SCIENCE & ENGINEERING RESEARCH BOARD	-	6,39,715	6,80,849	5,04,399	-	4,63,265
2019077	SERB	SCIENCE & ENGINEERING RESEARCH BOARD	-	6,29,616	8,78,299	3,75,377	-	1,26,694
2019078	SERB	SCIENCE & ENGINEERING RESEARCH BOARD	32,199	-	76,589	-	1,08,788	-
2019092	SERB	SCIENCE & ENGINEERING RESEARCH BOARD	-	3,56,550	2,95,480	5,04,906	-	5,65,976
2019096	SERB	SCIENCE & ENGINEERING RESEARCH BOARD	-	5,16,108	76,964	-	-	4,39,144
2019118	SERB	SCIENCE & ENGINEERING RESEARCH BOARD	-	8,35,286	15,23,036	7,50,000	-	62,250
2019119	SERB	SCIENCE & ENGINEERING RESEARCH BOARD	1,11,766	-	6,30,533	10,00,000	-	2,57,701
2019120	SERB	SCIENCE & ENGINEERING RESEARCH BOARD	-	3,70,864	6,52,114	-	2,81,250	-
2019125	SERB	SCIENCE & ENGINEERING RESEARCH BOARD	7,04,843	-	3,28,128	-	10,32,971	-
2019126	SERB	SCIENCE & ENGINEERING RESEARCH BOARD	-	1,82,834	3,88,533	16,425	1,89,274	-
2019169	SERB	SCIENCE & ENGINEERING RESEARCH BOARD	-	1,87,665	-	-	-	1,87,665
2019179	SERB	SCIENCE & ENGINEERING RESEARCH BOARD	-	7,88,137	7,06,029	-	-	82,108

**INDIAN INSTITUTE OF TECHNOLOGY KANPUR**  
**ACCOUNT - II**  
**SCHEDULE FORMING PART OF BALANCE SHEET**

**SCHEDULE - '3A' (Consolidated Balance Sheet)**

**SCHEDULE - 'F-2'**

**SCHEDULE OF SPONSORED PROJECT BALANCES AS AT 31ST MARCH'2022**

PROJECT NUMBER	SPONSOR CODE	SPONSOR NAME	OPENING BALANCE - 01.04.2021		EXPENDITURES	RECEIPTS	CLOSING BALANCE - 31.03.2022	
			DEBIT	CREDIT			DEBIT	CREDIT
2019195	SERB	SCIENCE & ENGINEERING RESEARCH BOARD	-	8,14,046	64,590	-	-	7,49,456
2019208	SERB	SCIENCE & ENGINEERING RESEARCH BOARD	-	23,118	2,96,490	-	2,73,372	-
2019296	SERB	SCIENCE & ENGINEERING RESEARCH BOARD	-	2,98,536	2,98,536	-	-	-
2019302	SERB	SCIENCE & ENGINEERING RESEARCH BOARD	-	2,93,649	6,18,696	48,748	2,76,299	-
2019303	SERB	SCIENCE & ENGINEERING RESEARCH BOARD	-	2,10,895	7,49,736	5,38,841	-	-
2019304	SERB	SCIENCE & ENGINEERING RESEARCH BOARD	-	1,18,648	1,96,290	1,11,000	-	33,358
2019327	SERB	SCIENCE & ENGINEERING RESEARCH BOARD	-	10,13,474	16,48,297	3,10,873	3,23,950	-
2019344	SERB	SCIENCE & ENGINEERING RESEARCH BOARD	-	50,25,110	-	6,72,720	-	56,97,830
2019354	SERB	SCIENCE & ENGINEERING RESEARCH BOARD	-	1,52,558	5,94,696	5,50,019	-	1,07,881
2019386	SERB	SCIENCE & ENGINEERING RESEARCH BOARD	-	5,07,128	6,37,207	58,431	71,648	-
2019387	SERB	SCIENCE & ENGINEERING RESEARCH BOARD	1,38,577	-	1,50,490	1,467	2,87,600	-
2019388	SERB	SCIENCE & ENGINEERING RESEARCH BOARD	-	3,46,523	7,93,672	4,32,897	14,252	-
2019395	SERB	SCIENCE & ENGINEERING RESEARCH BOARD	-	19,61,253	2,87,519	-	-	16,73,734
2019397	SERB	SCIENCE & ENGINEERING RESEARCH BOARD	-	7,02,873	12,12,736	1,50,000	3,59,863	-
2019398	SERB	SCIENCE & ENGINEERING RESEARCH BOARD	-	14,438	4,89,938	2,50,500	2,25,000	-

**INDIAN INSTITUTE OF TECHNOLOGY KANPUR**  
**ACCOUNT - II**  
**SCHEDULE FORMING PART OF BALANCE SHEET**

**SCHEDULE - '3A' (Consolidated Balance Sheet)**  
**SCHEDULE - 'F-2'**

**SCHEDULE OF SPONSORED PROJECT BALANCES AS AT 31ST MARCH'2022**

PROJECT NUMBER	SPONSOR CODE	SPONSOR NAME	OPENING BALANCE - 01.04.2021		EXPENDITURES	RECEIPTS	CLOSING BALANCE - 31.03.2022	
			DEBIT	CREDIT			DEBIT	CREDIT
2019399	SERB	SCIENCE & ENGINEERING RESEARCH BOARD	-	66,149	2,86,133	2,20,000	-	16
2019400	SERB	SCIENCE & ENGINEERING RESEARCH BOARD	-	18,54,420	18,87,399	4,55,962	-	4,22,983
2019414	SERB	SCIENCE & ENGINEERING RESEARCH BOARD	-	9,667	2,55,080	1,55,589	89,824	-
2019440	SERB	SCIENCE & ENGINEERING RESEARCH BOARD	7,31,543	-	2,17,469	9,00,000	49,012	-
2019441	SERB	SCIENCE & ENGINEERING RESEARCH BOARD	-	5,24,185	2,37,983	2,00,000	-	4,86,202
2019444	SERB	SCIENCE & ENGINEERING RESEARCH BOARD	-	6,14,947	11,68,008	2,09,278	3,43,783	-
2019449	SERB	SCIENCE & ENGINEERING RESEARCH BOARD	-	5,387	1,73,565	-	1,68,178	-
2019450	SERB	SCIENCE & ENGINEERING RESEARCH BOARD	-	40,78,135	39,98,687	7,00,000	-	7,79,448
2019461	SERB	SCIENCE & ENGINEERING RESEARCH BOARD	-	6,29,020	12,41,961	10,00,000	-	3,87,059
2019471	SERB	SCIENCE & ENGINEERING RESEARCH BOARD	-	3,49,030	1,97,870	-	-	1,51,160
2019472	SERB	SCIENCE & ENGINEERING RESEARCH BOARD	-	2,16,842	9,34,114	13,20,000	-	6,02,728
2019475	SERB	SCIENCE & ENGINEERING RESEARCH BOARD	-	98,064	11,60,466	13,00,000	-	2,37,598
2019478	SERB	SCIENCE & ENGINEERING RESEARCH BOARD	-	5,21,556	19,53,277	-	14,31,721	-
2019484	SERB	SCIENCE & ENGINEERING RESEARCH BOARD	-	1,08,147	5,68,319	9,80,000	-	5,19,828
2019488	SERB	SCIENCE & ENGINEERING RESEARCH BOARD	66,498	-	2,14,376	2,20,000	60,874	-

**INDIAN INSTITUTE OF TECHNOLOGY KANPUR**

**ACCOUNT - II**

**SCHEDULE FORMING PART OF BALANCE SHEET**

**SCHEDULE - '3A' (Consolidated Balance Sheet)**

**SCHEDULE - 'F-2'**

**SCHEDULE OF SPONSORED PROJECT BALANCES AS AT 31ST MARCH'2022**

PROJECT NUMBER	SPONSOR CODE	SPONSOR NAME	OPENING BALANCE - 01.04.2021		EXPENDITURES	RECEIPTS	CLOSING BALANCE - 31.03.2022	
			DEBIT	CREDIT			DEBIT	CREDIT
2019492	SERB	SCIENCE & ENGINEERING RESEARCH BOARD	-	41,894	1,84,059	1,70,000	-	27,835
2019494	SERB	SCIENCE & ENGINEERING RESEARCH BOARD	-	1,80,000	2,17,414	-	37,414	-
2019495	SERB	SCIENCE & ENGINEERING RESEARCH BOARD	68,893	-	20,000	-	88,893	-
2019496	SERB	SCIENCE & ENGINEERING RESEARCH BOARD	-	1,49,562	1,34,528	-	-	15,034
2019497	SERB	SCIENCE & ENGINEERING RESEARCH BOARD	56,103	-	1,87,157	2,20,000	23,260	-
2019501	SERB	SCIENCE & ENGINEERING RESEARCH BOARD	-	55,008	2,28,022	-	1,73,014	-
2019502	SERB	SCIENCE & ENGINEERING RESEARCH BOARD	20,000	-	2,21,175	2,20,000	21,175	-
2019503	SERB	SCIENCE & ENGINEERING RESEARCH BOARD	14,361	-	37,365	2,20,000	-	1,68,274
2019504	SERB	SCIENCE & ENGINEERING RESEARCH BOARD	-	1,26,916	42,809	-	-	84,107
2019505	SERB	SCIENCE & ENGINEERING RESEARCH BOARD	20,000	-	20,000	2,20,000	-	1,80,000
2019508	SERB	SCIENCE & ENGINEERING RESEARCH BOARD	-	5,10,400	5,86,094	-	75,694	-
2019510	SERB	SCIENCE & ENGINEERING RESEARCH BOARD	20,000	-	2,20,000	-	2,40,000	-
2019511	SERB	SCIENCE & ENGINEERING RESEARCH BOARD	-	32,367	2,00,000	1,70,000	-	2,367
2019512	SERB	SCIENCE & ENGINEERING RESEARCH BOARD	-	21,82,278	22,37,562	18,000	37,284	-
2019515	SERB	SCIENCE & ENGINEERING RESEARCH BOARD	-	6,69,165	11,29,129	4,38,131	21,833	-



**INDIAN INSTITUTE OF TECHNOLOGY KANPUR**

**ACCOUNT - II**

**SCHEDULE FORMING PART OF BALANCE SHEET**

**SCHEDULE - '3A' (Consolidated Balance Sheet)**

**SCHEDULE - 'F-2'**

**SCHEDULE OF SPONSORED PROJECT BALANCES AS AT 31ST MARCH'2022**

PROJECT NUMBER	SPONSOR CODE	SPONSOR NAME	OPENING BALANCE - 01.04.2021		EXPENDITURES	RECEIPTS	CLOSING BALANCE - 31.03.2022	
			DEBIT	CREDIT			DEBIT	CREDIT
2019516	SERB	SCIENCE & ENGINEERING RESEARCH BOARD	-	14,22,322	17,25,318	2,00,000	1,02,996	-
2019518	SERB	SCIENCE & ENGINEERING RESEARCH BOARD	-	26,58,782	21,13,967	-	-	5,44,815
2019523	SERB	SCIENCE & ENGINEERING RESEARCH BOARD	-	3,22,348	6,77,000	47,000	3,07,652	-
2019524	SERB	SCIENCE & ENGINEERING RESEARCH BOARD	-	32,610	2,27,900	-	1,95,290	-
2019525	SERB	SCIENCE & ENGINEERING RESEARCH BOARD	-	20,70,595	12,18,386	-	-	8,52,209
2019532	SERB	SCIENCE & ENGINEERING RESEARCH BOARD	-	60,70,862	54,69,176	6,10,246	-	12,11,932
2019539	SERB	SCIENCE & ENGINEERING RESEARCH BOARD	-	7,14,228	2,09,553	-	-	5,04,675
2019543	SERB	SCIENCE & ENGINEERING RESEARCH BOARD	-	8,722	13,21,993	12,50,000	63,271	-
2019544	SERB	SCIENCE & ENGINEERING RESEARCH BOARD	-	1,88,492	13,86,085	-	11,97,593	-
2019545	SERB	SCIENCE & ENGINEERING RESEARCH BOARD	-	26,71,977	36,71,381	-	9,99,404	-
2019546	SERB	SCIENCE & ENGINEERING RESEARCH BOARD	-	28,16,391	22,93,992	-	-	5,22,399
2019547	SERB	SCIENCE & ENGINEERING RESEARCH BOARD	-	5,04,269	8,72,350	-	3,68,081	-
2019549	SERB	SCIENCE & ENGINEERING RESEARCH BOARD	-	9,01,777	5,18,398	-	-	3,83,379
2019551	SERB	SCIENCE & ENGINEERING RESEARCH BOARD	-	8,93,873	15,86,502	11,50,000	-	4,57,371
2019552	SERB	SCIENCE & ENGINEERING RESEARCH BOARD	1,66,400	-	98,500	7,83,466	-	5,18,566

**INDIAN INSTITUTE OF TECHNOLOGY KANPUR**  
**ACCOUNT - II**  
**SCHEDULE FORMING PART OF BALANCE SHEET**

**SCHEDULE - '3A' (Consolidated Balance Sheet)**

**SCHEDULE - 'F-2'**

**SCHEDULE OF SPONSORED PROJECT BALANCES AS AT 31ST MARCH'2022**

PROJECT NUMBER	SPONSOR CODE	SPONSOR NAME	OPENING BALANCE - 01.04.2021		EXPENDITURES	RECEIPTS	CLOSING BALANCE - 31.03.2022	
			DEBIT	CREDIT			DEBIT	CREDIT
2020001	SERB	SCIENCE & ENGINEERING RESEARCH BOARD	-	-	13,58,270	13,58,270	-	-
2020004	SERB	SCIENCE & ENGINEERING RESEARCH BOARD	4,19,908	-	12,000	4,51,718	-	19,810
2020024	SERB	SCIENCE & ENGINEERING RESEARCH BOARD	-	1,45,66,662	46,97,661	-	-	98,69,001
2020031	SERB	SCIENCE & ENGINEERING RESEARCH BOARD	2,05,809	-	93,000	-	2,98,809	-
2020052	SERB	SCIENCE & ENGINEERING RESEARCH BOARD	3,24,802	-	3,07,880	2,20,000	4,12,682	-
2020061	SERB	SCIENCE & ENGINEERING RESEARCH BOARD	-	40,618	1,91,341	1,50,000	723	-
2020102	SERB	SCIENCE & ENGINEERING RESEARCH BOARD	-	3,15,00,000	2,53,28,308	90,00,000	-	1,51,71,692
2020102A	SERB	SCIENCE & ENGINEERING RESEARCH BOARD	10,86,614	-	22,20,731	-	33,07,345	-
2020102B	SERB	SCIENCE & ENGINEERING RESEARCH BOARD	19,80,385	-	38,34,520	-	58,14,905	-
2020112	SERB	SCIENCE & ENGINEERING RESEARCH BOARD	43,329	-	76,671	-	1,20,000	-
2020130	SERB	SCIENCE & ENGINEERING RESEARCH BOARD	-	84,968	1,17,909	-	32,941	-
2020131	SERB	SCIENCE & ENGINEERING RESEARCH BOARD	-	2,63,174	3,82,305	-	1,19,131	-
2020150	SERB	SCIENCE & ENGINEERING RESEARCH BOARD	-	1,80,000	1,36,916	-	-	43,084
2020156	SERB	SCIENCE & ENGINEERING RESEARCH BOARD	-	3,44,000	1,80,995	-	-	1,63,005
2020244	SERB	SCIENCE & ENGINEERING RESEARCH BOARD	-	23,34,000	3,26,450	-	-	20,07,550

**INDIAN INSTITUTE OF TECHNOLOGY KANPUR**  
**ACCOUNT - II**  
**SCHEDULE FORMING PART OF BALANCE SHEET**  
**SCHEDULE - '3A' (Consolidated Balance Sheet)**  
**SCHEDULE - 'F-2'**  
**SCHEDULE OF SPONSORED PROJECT BALANCES AS AT 31ST MARCH'2022**

PROJECT NUMBER	SPONSOR CODE	SPONSOR NAME	OPENING BALANCE - 01.04.2021		EXPENDITURES	RECEIPTS	CLOSING BALANCE - 31.03.2022	
			DEBIT	CREDIT			DEBIT	CREDIT
2020251	SERB	SCIENCE & ENGINEERING RESEARCH BOARD	-	21,41,353	23,12,910	-	1,71,557	-
2020253	SERB	SCIENCE & ENGINEERING RESEARCH BOARD	-	22,85,000	1,92,655	-	-	20,92,345
2020261	SERB	SCIENCE & ENGINEERING RESEARCH BOARD	-	26,08,700	27,26,749	2,68,112	-	1,50,063
2020262	SERB	SCIENCE & ENGINEERING RESEARCH BOARD	-	10,85,745	11,82,257	-	96,512	-
2020268	SERB	SCIENCE & ENGINEERING RESEARCH BOARD	-	55,577	62,243	-	6,666	-
2020269	SERB	SCIENCE & ENGINEERING RESEARCH BOARD	-	1,80,000	2,09,875	35,000	-	5,125
2020277	SERB	SCIENCE & ENGINEERING RESEARCH BOARD	-	20,24,545	24,79,915	-	4,55,370	-
2020278	SERB	SCIENCE & ENGINEERING RESEARCH BOARD	-	22,92,220	2,90,694	-	-	20,01,526
2020281	SERB	SCIENCE & ENGINEERING RESEARCH BOARD	-	35,10,000	37,64,952	-	2,54,952	-
2020283	SERB	SCIENCE & ENGINEERING RESEARCH BOARD	-	16,09,500	10,85,500	-	-	5,24,000
2020285	SERB	SCIENCE & ENGINEERING RESEARCH BOARD	-	14,21,590	11,36,358	-	-	2,85,232
2020288	SERB	SCIENCE & ENGINEERING RESEARCH BOARD	-	26,12,91,262	28,66,417	-	-	25,84,24,845
2020292	SERB	SCIENCE & ENGINEERING RESEARCH BOARD	-	30,77,331	17,40,758	-	-	13,36,573
2020300	SERB	SCIENCE & ENGINEERING RESEARCH BOARD	-	16,65,755	1,09,075	-	-	15,56,680
2020301	SERB	SCIENCE & ENGINEERING RESEARCH BOARD	-	19,72,564	18,56,499	1,50,000	-	2,66,065

**INDIAN INSTITUTE OF TECHNOLOGY KANPUR****ACCOUNT - II****SCHEDULE FORMING PART OF BALANCE SHEET****SCHEDULE - '3A' (Consolidated Balance Sheet)****SCHEDULE - 'F-2'****SCHEDULE OF SPONSORED PROJECT BALANCES AS AT 31ST MARCH'2022**

PROJECT NUMBER	SPONSOR CODE	SPONSOR NAME	OPENING BALANCE - 01.04.2021		EXPENDITURES	RECEIPTS	CLOSING BALANCE - 31.03.2022	
			DEBIT	CREDIT			DEBIT	CREDIT
2020303	SERB	SCIENCE & ENGINEERING RESEARCH BOARD	-	-	1,01,004	2,20,000	-	1,18,996
2020305	SERB	SCIENCE & ENGINEERING RESEARCH BOARD	-	69,07,085	53,87,069	-	-	15,20,016
2020313	SERB	SCIENCE & ENGINEERING RESEARCH BOARD	-	1,80,000	2,20,000	-	40,000	-
2020316	SERB	SCIENCE & ENGINEERING RESEARCH BOARD	-	12,18,475	10,55,601	-	-	1,62,874
2020317	SERB	SCIENCE & ENGINEERING RESEARCH BOARD	-	33,36,100	11,43,051	1,50,000	-	23,43,049
2020318	SERB	SCIENCE & ENGINEERING RESEARCH BOARD	-	29,40,000	2,91,513	-	-	26,48,487
2020320	SERB	SCIENCE & ENGINEERING RESEARCH BOARD	-	25,93,630	11,69,828	-	-	14,23,802
2020322	SERB	SCIENCE & ENGINEERING RESEARCH BOARD	-	79,240	1,40,545	-	61,305	-
2020323	SERB	SCIENCE & ENGINEERING RESEARCH BOARD	-	54,30,618	22,29,124	-	-	32,01,494
2020325	SERB	SCIENCE & ENGINEERING RESEARCH BOARD	-	22,04,500	18,38,023	-	-	3,66,477
2020330	SERB	SCIENCE & ENGINEERING RESEARCH BOARD	-	27,25,652	20,74,140	-	-	6,51,512
2020332	SERB	SCIENCE & ENGINEERING RESEARCH BOARD	-	36,12,593	28,17,846	-	-	7,94,747
2020334	SERB	SCIENCE & ENGINEERING RESEARCH BOARD	-	1,78,000	1,91,300	-	13,300	-
2020335	SERB	SCIENCE & ENGINEERING RESEARCH BOARD	-	20,88,248	19,95,686	81,700	-	1,74,262
2020337	SERB	SCIENCE & ENGINEERING RESEARCH BOARD	-	1,99,244	2,14,918	-	15,674	-

**INDIAN INSTITUTE OF TECHNOLOGY KANPUR**

**ACCOUNT - II**

**SCHEDULE FORMING PART OF BALANCE SHEET**

**SCHEDULE - '3A' (Consolidated Balance Sheet)**

**SCHEDULE - 'F-2'**

**SCHEDULE OF SPONSORED PROJECT BALANCES AS AT 31ST MARCH'2022**

PROJECT NUMBER	SPONSOR CODE	SPONSOR NAME	OPENING BALANCE - 01.04.2021		EXPENDITURES	RECEIPTS	CLOSING BALANCE - 31.03.2022	
			DEBIT	CREDIT			DEBIT	CREDIT
2020340	SERB	SCIENCE & ENGINEERING RESEARCH BOARD	-	23,03,750	1,55,451	-	-	21,48,299
2020341	SERB	SCIENCE & ENGINEERING RESEARCH BOARD	-	23,85,000	1,41,951	-	-	22,43,049
2020342	SERB	SCIENCE & ENGINEERING RESEARCH BOARD	-	23,10,300	7,68,631	-	-	15,41,669
2020344	SERB	SCIENCE & ENGINEERING RESEARCH BOARD	-	41,34,941	45,02,600	5,80,493	-	2,12,834
2020346	SERB	SCIENCE & ENGINEERING RESEARCH BOARD	-	27,45,154	10,50,313	-	-	16,94,841
2020347	SERB	SCIENCE & ENGINEERING RESEARCH BOARD	-	20,61,000	17,60,694	-	-	3,00,306
2020348	SERB	SCIENCE & ENGINEERING RESEARCH BOARD	-	19,80,215	15,04,385	-	-	4,75,830
2020356	SERB	SCIENCE & ENGINEERING RESEARCH BOARD	-	16,29,018	10,26,007	-	-	6,03,011
2020357	SERB	SCIENCE & ENGINEERING RESEARCH BOARD	-	14,89,975	17,02,100	-	2,12,125	-
2020360	SERB	SCIENCE & ENGINEERING RESEARCH BOARD	-	22,85,000	4,55,550	4,741	-	18,34,191
2020366	SERB	SCIENCE & ENGINEERING RESEARCH BOARD	-	7,13,412	1,85,378	-	-	5,28,034
2020385	SERB	SCIENCE & ENGINEERING RESEARCH BOARD	-	35,10,000	3,10,983	-	-	31,99,017
2020409	SERB	SCIENCE & ENGINEERING RESEARCH BOARD	-	13,41,334	6,26,083	-	-	7,15,251
2020425	SERB	SCIENCE & ENGINEERING RESEARCH BOARD	-	52,63,939	3,48,833	-	-	49,15,106
2020433	SERB	SCIENCE & ENGINEERING RESEARCH BOARD	-	32,30,300	35,03,825	18,00,000	-	15,26,475

**INDIAN INSTITUTE OF TECHNOLOGY KANPUR**  
**ACCOUNT - II**  
**SCHEDULE FORMING PART OF BALANCE SHEET**

**SCHEDULE - '3A' (Consolidated Balance Sheet)**

**SCHEDULE - 'F-2'**

**SCHEDULE OF SPONSORED PROJECT BALANCES AS AT 31ST MARCH'2022**

PROJECT NUMBER	SPONSOR CODE	SPONSOR NAME	OPENING BALANCE - 01.04.2021		EXPENDITURES	RECEIPTS	CLOSING BALANCE - 31.03.2022	
			DEBIT	CREDIT			DEBIT	CREDIT
2020437	SERB	SCIENCE & ENGINEERING RESEARCH BOARD	-	33,50,000	2,02,000	-	-	31,48,000
2020437A	SERB	SCIENCE & ENGINEERING RESEARCH BOARD	1,40,740	-	5,80,286	24,972	6,96,054	-
2020437B	SERB	SCIENCE & ENGINEERING RESEARCH BOARD	57,265	-	80,050	-	1,37,315	-
2020437C	SERB	SCIENCE & ENGINEERING RESEARCH BOARD	3,995	-	3,995	-	7,990	-
2020443	SERB	SCIENCE & ENGINEERING RESEARCH BOARD	-	31,64,800	7,52,598	-	-	24,12,202
2020445	SERB	SCIENCE & ENGINEERING RESEARCH BOARD	-	48,81,333	4,70,800	-	-	44,10,533
2020446	SERB	SCIENCE & ENGINEERING RESEARCH BOARD	-	31,56,800	21,48,342	-	-	10,08,458
2020451	SERB	SCIENCE & ENGINEERING RESEARCH BOARD	-	42,98,000	10,56,559	-	-	32,41,441
2020458	SERB	SCIENCE & ENGINEERING RESEARCH BOARD	-	38,08,186	23,85,618	20,510	-	14,43,078
2021005	SERB	SCIENCE & ENGINEERING RESEARCH BOARD	-	-	23,58,836	53,38,200	-	29,79,364
2021020	SERB	SCIENCE & ENGINEERING RESEARCH BOARD	-	-	37,30,848	37,00,000	30,848	-
2021021	SERB	SCIENCE & ENGINEERING RESEARCH BOARD	-	-	5,26,049	18,26,750	-	13,00,701
2021022	SERB	SCIENCE & ENGINEERING RESEARCH BOARD	-	-	3,21,314	39,14,133	-	35,92,819
2021023	SERB	SCIENCE & ENGINEERING RESEARCH BOARD	-	-	19,67,303	1,28,18,436	-	1,08,51,133
2021025	SERB	SCIENCE & ENGINEERING RESEARCH BOARD	-	-	29,29,023	1,50,14,740	-	1,20,85,717

**INDIAN INSTITUTE OF TECHNOLOGY KANPUR**

**ACCOUNT - II**

**SCHEDULE FORMING PART OF BALANCE SHEET**

**SCHEDULE - '3A' (Consolidated Balance Sheet)**

**SCHEDULE - 'F-2'**

**SCHEDULE OF SPONSORED PROJECT BALANCES AS AT 31ST MARCH'2022**

PROJECT NUMBER	SPONSOR CODE	SPONSOR NAME	OPENING BALANCE - 01.04.2021		EXPENDITURES	RECEIPTS	CLOSING BALANCE - 31.03.2022	
			DEBIT	CREDIT			DEBIT	CREDIT
2021031	SERB	SCIENCE & ENGINEERING RESEARCH BOARD	-	-	61,76,580	62,52,000	-	75,420
2021032	SERB	SCIENCE & ENGINEERING RESEARCH BOARD	-	-	10,25,551	30,33,482	-	20,07,931
2021033	SERB	SCIENCE & ENGINEERING RESEARCH BOARD	-	-	14,76,998	13,90,551	86,447	-
2021034	SERB	SCIENCE & ENGINEERING RESEARCH BOARD	-	-	2,95,535	28,44,133	-	25,48,598
2021038	SERB	SCIENCE & ENGINEERING RESEARCH BOARD	-	-	3,30,342	10,71,000	-	7,40,658
2021039	SERB	SCIENCE & ENGINEERING RESEARCH BOARD	-	38,40,420	27,69,953	19,321	-	10,89,788
2021040	SERB	SCIENCE & ENGINEERING RESEARCH BOARD	-	-	37,54,381	35,83,130	1,71,251	-
2021084	SERB	SCIENCE & ENGINEERING RESEARCH BOARD	-	-	15,15,611	18,54,000	-	3,38,389
2021243	SERB	SCIENCE & ENGINEERING RESEARCH BOARD	-	-	1,20,013	30,55,000	-	29,34,987
2021310	SERB	SCIENCE & ENGINEERING RESEARCH BOARD	-	-	2,11,592	29,50,000	-	27,38,408
2021315	SERB	SCIENCE & ENGINEERING RESEARCH BOARD	-	-	7,55,555	44,07,300	-	36,51,745
2021318	SERB	SCIENCE & ENGINEERING RESEARCH BOARD	-	-	3,73,787	26,97,333	-	23,23,546
2021319	SERB	SCIENCE & ENGINEERING RESEARCH BOARD	-	-	1,96,416	31,86,782	-	29,90,366
2021326	SERB	SCIENCE & ENGINEERING RESEARCH BOARD	-	-	2,84,008	51,38,754	-	48,54,746
2021327	SERB	SCIENCE & ENGINEERING RESEARCH BOARD	-	-	99,536	18,02,122	-	17,02,586

**INDIAN INSTITUTE OF TECHNOLOGY KANPUR**  
**ACCOUNT - II**  
**SCHEDULE FORMING PART OF BALANCE SHEET**

**SCHEDULE - '3A' (Consolidated Balance Sheet)**

**SCHEDULE - 'F-2'**

**SCHEDULE OF SPONSORED PROJECT BALANCES AS AT 31ST MARCH'2022**

PROJECT NUMBER	SPONSOR CODE	SPONSOR NAME	OPENING BALANCE - 01.04.2021		EXPENDITURES	RECEIPTS	CLOSING BALANCE - 31.03.2022	
			DEBIT	CREDIT			DEBIT	CREDIT
2021332	SERB	SCIENCE & ENGINEERING RESEARCH BOARD	-	-	1,49,910	28,48,190	-	26,98,280
2021335	SERB	SCIENCE & ENGINEERING RESEARCH BOARD	-	-	2,21,783	44,03,966	-	41,82,183
2021336	SERB	SCIENCE & ENGINEERING RESEARCH BOARD	-	-	2,59,883	20,80,599	-	18,20,716
2021349	SERB	SCIENCE & ENGINEERING RESEARCH BOARD	-	-	1,60,666	13,58,999	-	11,98,333
2021352	SERB	SCIENCE & ENGINEERING RESEARCH BOARD	-	-	1,79,120	25,10,950	-	23,31,830
2021358	SERB	SCIENCE & ENGINEERING RESEARCH BOARD	-	-	1,42,750	21,72,750	-	20,30,000
2021359	SERB	SCIENCE & ENGINEERING RESEARCH BOARD	-	-	1,77,850	24,57,170	-	22,79,320
2021360	SERB	SCIENCE & ENGINEERING RESEARCH BOARD	-	-	91,834	10,43,500	-	9,51,666
2021361	SERB	SCIENCE & ENGINEERING RESEARCH BOARD	-	-	1,04,128	16,25,408	-	15,21,280
2021362	SERB	SCIENCE & ENGINEERING RESEARCH BOARD	-	-	1,31,940	22,03,750	-	20,71,810
2021366	SERB	SCIENCE & ENGINEERING RESEARCH BOARD	-	-	2,04,800	38,53,400	-	36,48,600
2021372	SERB	SCIENCE & ENGINEERING RESEARCH BOARD	-	-	1,19,796	19,39,200	-	18,19,404
2021373	SERB	SCIENCE & ENGINEERING RESEARCH BOARD	-	-	2,14,333	52,04,333	-	49,90,000
2021396	SERB	SCIENCE & ENGINEERING RESEARCH BOARD	-	-	1,69,456	30,27,500	-	28,58,044
2021408	SERB	SCIENCE & ENGINEERING RESEARCH BOARD	-	-	2,01,447	23,32,725	-	21,31,278



**INDIAN INSTITUTE OF TECHNOLOGY KANPUR**

**ACCOUNT - II**

**SCHEDULE FORMING PART OF BALANCE SHEET**

**SCHEDULE - '3A' (Consolidated Balance Sheet)**

**SCHEDULE - 'F-2'**

**SCHEDULE OF SPONSORED PROJECT BALANCES AS AT 31ST MARCH'2022**

PROJECT NUMBER	SPONSOR CODE	SPONSOR NAME	OPENING BALANCE - 01.04.2021		EXPENDITURES	RECEIPTS	CLOSING BALANCE - 31.03.2022	
			DEBIT	CREDIT			DEBIT	CREDIT
2021410	SERB	SCIENCE & ENGINEERING RESEARCH BOARD	-	-	1,19,900	15,73,880	-	14,53,980
2021411	SERB	SCIENCE & ENGINEERING RESEARCH BOARD	-	-	2,67,707	24,70,266	-	22,02,559
2021413	SERB	SCIENCE & ENGINEERING RESEARCH BOARD	-	-	37,700	4,19,700	-	3,82,000
2021418	SERB	SCIENCE & ENGINEERING RESEARCH BOARD	-	-	1,35,720	23,75,170	-	22,39,450
2021435	SERB	SCIENCE & ENGINEERING RESEARCH BOARD	-	-	1,85,973	26,05,500	-	24,19,527
2021447	SERB	SCIENCE & ENGINEERING RESEARCH BOARD	-	-	3,49,341	59,68,610	-	56,19,269
2021448	SERB	SCIENCE & ENGINEERING RESEARCH BOARD	-	-	1,49,540	28,19,390	-	26,69,850
2021461	SERB	SCIENCE & ENGINEERING RESEARCH BOARD	-	-	-	2,20,000	-	2,20,000
2021462	SERB	SCIENCE & ENGINEERING RESEARCH BOARD	-	-	-	2,20,000	-	2,20,000
2021463	SERB	SCIENCE & ENGINEERING RESEARCH BOARD	-	-	-	2,20,000	-	2,20,000
2021472	SERB	SCIENCE & ENGINEERING RESEARCH BOARD	-	-	-	2,20,000	-	2,20,000
2021473	SERB	SCIENCE & ENGINEERING RESEARCH BOARD	-	-	-	2,20,000	-	2,20,000
2021474	SERB	SCIENCE & ENGINEERING RESEARCH BOARD	-	-	-	2,20,000	-	2,20,000
2021477	SERB	SCIENCE & ENGINEERING RESEARCH BOARD	-	-	-	2,20,000	-	2,20,000
2021480	SERB	SCIENCE & ENGINEERING RESEARCH BOARD	-	-	-	24,34,439	-	24,34,439

**INDIAN INSTITUTE OF TECHNOLOGY KANPUR**

**ACCOUNT - II**

**SCHEDULE FORMING PART OF BALANCE SHEET**

**SCHEDULE - '3A' (Consolidated Balance Sheet)**

**SCHEDULE - 'F-2'**

**SCHEDULE OF SPONSORED PROJECT BALANCES AS AT 31ST MARCH'2022**

PROJECT NUMBER	SPONSOR CODE	SPONSOR NAME	OPENING BALANCE - 01.04.2021		EXPENDITURES	RECEIPTS	CLOSING BALANCE - 31.03.2022	
			DEBIT	CREDIT			DEBIT	CREDIT
2021485	SERB	SCIENCE & ENGINEERING RESEARCH BOARD	-	-	-	1,12,70,413	-	1,12,70,413
2021500	SERB	SCIENCE & ENGINEERING RESEARCH BOARD	-	-	-	22,39,730	-	22,39,730
2021504	SERB	SCIENCE & ENGINEERING RESEARCH BOARD	-	-	-	19,00,000	-	19,00,000
2021509	SERB	SCIENCE & ENGINEERING RESEARCH BOARD	-	-	-	31,50,000	-	31,50,000
2021512	SERB	SCIENCE & ENGINEERING RESEARCH BOARD	-	-	-	48,62,000	-	48,62,000
2021514	SERB	SCIENCE & ENGINEERING RESEARCH BOARD	-	-	-	3,14,43,000	-	3,14,43,000
2021520	SERB	SCIENCE & ENGINEERING RESEARCH BOARD	-	-	-	19,57,386	-	19,57,386
2021521	SERB	SCIENCE & ENGINEERING RESEARCH BOARD	-	-	-	24,20,000	-	24,20,000
2021522	SERB	SCIENCE & ENGINEERING RESEARCH BOARD	-	-	-	25,20,000	-	25,20,000
2021525	SERB	SCIENCE & ENGINEERING RESEARCH BOARD	-	-	-	19,52,330	-	19,52,330
2021536	SERB	SCIENCE & ENGINEERING RESEARCH BOARD	-	-	-	55,76,060	-	55,76,060
2021537	SERB	SCIENCE & ENGINEERING RESEARCH BOARD	-	-	-	12,82,000	-	12,82,000
2021546	SERB	SCIENCE & ENGINEERING RESEARCH BOARD	-	-	-	12,59,166	-	12,59,166
2021547	SERB	SCIENCE & ENGINEERING RESEARCH BOARD	-	-	-	17,35,666	-	17,35,666
2020457	SFI	SPACE FOUNDRY INC.	-	2,38,00,000	6,55,573	-	-	2,31,44,427
2018428	SGRI	SAINT GOBAIN RESEARCH INDIA	-	2,64,428	2,54,800	-	-	9,628

**INDIAN INSTITUTE OF TECHNOLOGY KANPUR**

**ACCOUNT - II**

**SCHEDULE FORMING PART OF BALANCE SHEET**

**SCHEDULE - '3A' (Consolidated Balance Sheet)**

**SCHEDULE - 'F-2'**

**SCHEDULE OF SPONSORED PROJECT BALANCES AS AT 31ST MARCH'2022**

PROJECT NUMBER	SPONSOR CODE	SPONSOR NAME	OPENING BALANCE - 01.04.2021		EXPENDITURES	RECEIPTS	CLOSING BALANCE - 31.03.2022	
			DEBIT	CREDIT			DEBIT	CREDIT
20040074	SIDA	SIDA	-	744	-	-	-	744
20000123	SIDBI	SMALL IND. DEV. BANK OF INIDA	677	-	-	-	677	-
2021156	SIDBI	SMALL IND. DEV. BANK OF INIDA	-	-	11,20,600	9,14,000	2,06,600	-
2014372	SPPGMS	SARDAR PATEL POST-GRADUATION INSTITUTE OF MEDICAL SCIENCE	-	5,491	-	-	-	5,491
20060262	SRC	SWADISH RESEARCH LINKS PROGRAMME	-	1,24,133	1,24,133	-	-	-
2018264	SRCUSA	SEMICONDUCTOR RESEARCH CORPORATION, USA	-	92	3,81,780	3,81,688	-	-
2018265	SRCUSA	SEMICONDUCTOR RESEARCH CORPORATION, USA	-	3,88,951	3,88,951	-	-	-
2019334	SRCUSA	SEMICONDUCTOR RESEARCH CORPORATION, USA	-	284	4,13,547	4,13,263	-	-
2021314	SSU	SAMAGRA SHIKSHA DEPARTMENT OF EDUCATION-GOVT OF UTTARAKHAND	-	-	1,33,26,102	2,03,84,000	-	70,57,898
2019201	STAMLO	STAMLO INDUSTRIES LTD.	-	27,14,414	4,36,693	-	-	22,77,721
2019202	STAMLO	STAMLO INDUSTRIES LTD.	4,08,931	-	1,60,967	-	5,69,898	-
20110020	STC	SPACE TECHNOLOGYCELL	-	8,17,661	2,17,18,458	2,01,12,000	7,88,797	-
2014085	STC	SPACE TECHNOLOGYCELL	-	8,94,496	6,60,635	10,851	-	2,44,712
2015106	STC	SPACE TECHNOLOGYCELL	-	-	4,05,000	4,05,000	-	-
2017181	STC	SPACE TECHNOLOGYCELL	-	-	600	8,159	-	7,559
2017182	STC	SPACE TECHNOLOGYCELL	-	-	42,400	42,400	-	-
2017191	STC	SPACE TECHNOLOGYCELL	-	-	1,16,482	1,16,482	-	-
2017193	STC	SPACE TECHNOLOGYCELL	-	-	13,500	13,500	-	-
2018021	STC	SPACE TECHNOLOGYCELL	-	-	2,50,200	2,50,200	-	-

**INDIAN INSTITUTE OF TECHNOLOGY KANPUR**  
**ACCOUNT - II**  
**SCHEDULE FORMING PART OF BALANCE SHEET**

**SCHEDULE - '3A' (Consolidated Balance Sheet)**

**SCHEDULE - 'F-2'**

**SCHEDULE OF SPONSORED PROJECT BALANCES AS AT 31ST MARCH'2022**

PROJECT NUMBER	SPONSOR CODE	SPONSOR NAME	OPENING BALANCE - 01.04.2021		EXPENDITURES	RECEIPTS	CLOSING BALANCE - 31.03.2022	
			DEBIT	CREDIT			DEBIT	CREDIT
2018026	STC	SPACE TECHNOLOGYCELL	-	-	9,53,182	9,53,182	-	-
2018032	STC	SPACE TECHNOLOGYCELL	-	-	7,16,499	7,16,499	-	-
2018033	STC	SPACE TECHNOLOGYCELL	-	-	79,200	79,200	-	-
2018037	STC	SPACE TECHNOLOGYCELL	-	-	6,45,861	6,45,861	-	-
2018039	STC	SPACE TECHNOLOGYCELL	-	-	37,600	37,600	-	-
2018040	STC	SPACE TECHNOLOGYCELL	-	-	37,600	37,600	-	-
2018046	STC	SPACE TECHNOLOGYCELL	-	-	24,000	24,000	-	-
2018047	STC	SPACE TECHNOLOGYCELL	-	-	27,759	27,759	-	-
2018056	STC	SPACE TECHNOLOGYCELL	-	-	4,13,992	4,13,992	-	-
2018112	STC	SPACE TECHNOLOGYCELL	-	-	3,58,118	3,58,118	-	-
2018134	STC	SPACE TECHNOLOGYCELL	-	-	4,55,988	4,55,988	-	-
2019429	STC	SPACE TECHNOLOGYCELL	-	-	5,01,780	5,01,780	-	-
2019430	STC	SPACE TECHNOLOGYCELL	-	-	16,35,903	16,35,903	-	-
2019431	STC	SPACE TECHNOLOGYCELL	-	-	9,06,274	9,06,274	-	-
2019432	STC	SPACE TECHNOLOGYCELL	-	-	9,16,127	9,16,127	-	-
2019433	STC	SPACE TECHNOLOGYCELL	-	-	4,21,500	4,21,500	-	-
2019434	STC	SPACE TECHNOLOGYCELL	-	-	3,82,647	3,82,647	-	-
2019436	STC	SPACE TECHNOLOGYCELL	-	-	6,16,674	6,16,674	-	-
2019437	STC	SPACE TECHNOLOGYCELL	-	-	4,20,238	4,20,238	-	-
2019438	STC	SPACE TECHNOLOGYCELL	-	-	5,50,151	5,50,151	-	-
2019439	STC	SPACE TECHNOLOGYCELL	-	-	7,59,813	7,59,813	-	-
2019452	STC	SPACE TECHNOLOGYCELL	-	-	7,35,798	7,35,798	-	-
2019453	STC	SPACE TECHNOLOGYCELL	-	-	22,19,579	22,19,579	-	-
2020195	STC	SPACE TECHNOLOGYCELL	-	-	2,86,240	2,86,240	-	-
2020196	STC	SPACE TECHNOLOGYCELL	-	-	12,50,435	12,50,435	-	-

**INDIAN INSTITUTE OF TECHNOLOGY KANPUR****ACCOUNT - II****SCHEDULE FORMING PART OF BALANCE SHEET****SCHEDULE - '3A' (Consolidated Balance Sheet)****SCHEDULE - 'F-2'****SCHEDULE OF SPONSORED PROJECT BALANCES AS AT 31ST MARCH'2022**

PROJECT NUMBER	SPONSOR CODE	SPONSOR NAME	OPENING BALANCE - 01.04.2021		EXPENDITURES	RECEIPTS	CLOSING BALANCE - 31.03.2022	
			DEBIT	CREDIT			DEBIT	CREDIT
2020197	STC	SPACE TECHNOLOGYCELL	-	-	3,68,979	3,68,979	-	-
2020198	STC	SPACE TECHNOLOGYCELL	-	-	4,26,541	4,26,541	-	-
2020199	STC	SPACE TECHNOLOGYCELL	-	-	2,42,727	2,42,727	-	-
2020200	STC	SPACE TECHNOLOGYCELL	-	-	16,56,810	16,56,810	-	-
2020201	STC	SPACE TECHNOLOGYCELL	-	-	3,00,076	3,00,076	-	-
2020202	STC	SPACE TECHNOLOGYCELL	-	-	6,97,771	6,97,771	-	-
2020203	STC	SPACE TECHNOLOGYCELL	-	-	13,12,108	13,12,108	-	-
2020204	STC	SPACE TECHNOLOGYCELL	-	-	8,34,020	8,34,020	-	-
2018080	STFC	SCIENCE AND TECHNOLOGY FACILITIES COUNCIL (STFC), UK	-	24,22,504	959	8,92,975	-	33,14,520
2018080A	STFC	SCIENCE AND TECHNOLOGY FACILITIES COUNCIL (STFC), UK	19,34,359	-	-	-	19,34,359	-
2018080B	STFC	SCIENCE AND TECHNOLOGY FACILITIES COUNCIL (STFC), UK	14,18,735	-	-	-	14,18,735	-
2013369	SUKRIT	SUKRITI VIDYUT UDYOG PVT. LTD. GHAZIABAD	-	23,557	-	-	-	23,557
2021482	TATAST	TATA STEELS LTD.,	-	-	9,495	-	9,495	-
20120199	TCE	TATA CONSULTING ENGINEERS	-	1,070	-	-	-	1,070
20080174	TCS	TATA CONSULTANCY SERVICES	8,041	-	-	-	8,041	-
2016059	TCS	TATA CONSULTANCY SERVICES	52,736	-	-	-	52,736	-
2017251	TCS	TATA CONSULTANCY SERVICES	1,39,710	-	23,80,380	23,93,430	1,26,660	-
2017252	TCS	TATA CONSULTANCY SERVICES	8,57,272	-	-	-	8,57,272	-
2018490	TCS	TATA CONSULTANCY SERVICES	-	60,29,974	66,85,177	22,70,000	-	16,14,797
2019156	TCS	TATA CONSULTANCY SERVICES	-	27,30,738	84,47,155	64,28,640	-	7,12,223
19990169	TDM	TECHNOLOGY DEVELOPMENT MISSION	-	2,61,354	-	-	-	2,61,354

**INDIAN INSTITUTE OF TECHNOLOGY KANPUR**

**ACCOUNT - II**

**SCHEDULE FORMING PART OF BALANCE SHEET**

**SCHEDULE - '3A' (Consolidated Balance Sheet)**

**SCHEDULE - 'F-2'**

**SCHEDULE OF SPONSORED PROJECT BALANCES AS AT 31ST MARCH'2022**

PROJECT NUMBER	SPONSOR CODE	SPONSOR NAME	OPENING BALANCE - 01.04.2021		EXPENDITURES	RECEIPTS	CLOSING BALANCE - 31.03.2022	
			DEBIT	CREDIT			DEBIT	CREDIT
19990270	TDM	TECHNOLOGY DEVELOPMENT MISSION	2,89,426	-	-	-	2,89,426	-
2017287	TEEDE	TOWARDS EXCELLENCE IN ENGINEERING CURRICULUM FOR DUAL EDUCATION	-	18,94,118	18,94,118	-	-	-
2021125	TEXMIN	TECHNOLOGY INNOVATION IN EXPLORATION & MINING FOUNDATION (TEXMIN)	-	-	6,86,697	11,41,017	-	4,54,320
2021065	THDCIL	THDC INDIA LIMITED	-	-	11,45,042	13,41,960	-	1,96,918
2014340	THERMA	THERMAX	-	10	-	-	-	10
2017095	TI	THE TAOS INSTITUTE	-	2,316	-	-	-	2,316
20070192	TIFAC	TECH.INFORM.FORECAST & ASSESMT	-	3,18,389	-	-	-	3,18,389
2021399	TISPL	TVASTRA INNOTECH SOLUTIONS PRIVATE LIMITED	-	-	85,760	2,44,260	-	1,58,500
2020287	TKPL	TARANG KINETICS P LTD	-	6,91,391	14,84,491	5,90,000	2,03,100	-
2017215	TNVASU	TAMIL NADU VETERINARY AND ANIMAL SCIENCE UNIVERSITY	19,293	-	-	-	19,293	-
2019027	TRAKIT	TRACKIT SOLUTIONS FZ LLC	-	57,682	-	-	-	57,682
2018111	UA	UNIVERSITY OF ALABAMA, TUSCALOOSA, ALABAMA	-	3,97,864	-	-	-	3,97,864
2019463	UEEM	UEE MISSION-EDUCATION DEPARTMENT DELHI GOVERNMENT	-	20,50,000	3,85,03,461	3,77,51,689	-	12,98,228
20120147	UGC	UNIVERSITY GRANTS COMMISSION	-	238	-	-	-	238
2013366	UGC	UNIVERSITY GRANTS COMMISSION	-	2,42,788	-	-	-	2,42,788

**INDIAN INSTITUTE OF TECHNOLOGY KANPUR**  
**ACCOUNT - II**  
**SCHEDULE FORMING PART OF BALANCE SHEET**

**SCHEDULE - '3A' (Consolidated Balance Sheet)**

**SCHEDULE - 'F-2'**

**SCHEDULE OF SPONSORED PROJECT BALANCES AS AT 31ST MARCH'2022**

PROJECT NUMBER	SPONSOR CODE	SPONSOR NAME	OPENING BALANCE - 01.04.2021		EXPENDITURES	RECEIPTS	CLOSING BALANCE - 31.03.2022	
			DEBIT	CREDIT			DEBIT	CREDIT
2014236	UGC	UNIVERSITY GRANTS COMMISSION	9,34,498	-	-	-	9,34,498	-
2014247	UGC	UNIVERSITY GRANTS COMMISSION	-	7,40,764	10,09,441	2,68,677	-	-
2015424	UGC	UNIVERSITY GRANTS COMMISSION	-	10,621	12,745	-	2,124	-
2016377	UGC	UNIVERSITY GRANTS COMMISSION	-	30	-	-	-	30
2018042	UGC	UNIVERSITY GRANTS COMMISSION	75,712	-	25,44,709	-	26,20,421	-
2017118	UGOT	UNIVERSITY OF GOTHENBURG	1,79,366	-	-	-	1,79,366	-
2018459	UKGOVT	UK GOVERNMENT	5,71,980	-	-	-	5,71,980	-
20070155	UKIERI	UKIERI	-	441	-	-	-	441
20120045	UKIERI	UKIERI	-	1,014	-	-	-	1,014
20000007	UNICEF	UNITED NATIONS CHILDRENS FUND	-	2,16,742	-	-	-	2,16,742
20070129	UNICEF	UNITED NATIONS CHILDRENS FUND	-	2,671	-	-	-	2,671
20070226	UNICEF	UNITED NATIONS CHILDRENS FUND	66,902	-	-	66,902	-	-
20130129	UNIVER	UNIVERSITY OF SOUTHAMPTON	-	6,044	-	-	-	6,044
20050022	UNU	UNITED NATIONS UNIVERSITY, KOREA	1,49,403	-	-	-	1,49,403	-
20090348	UOA	UOA	-	5,40,253	-	-	-	5,40,253
2020155	UOK	UNIVERSITY OF KENT	-	30	-	-	-	30
2018467E	UPEIDA	UTTAR PRADESH EXPRESSWAYS INDUSTRIAL DEVELOPMENT AUTHORITY	19,08,830	-	-	-	19,08,830	-
2021049	UPGOVT	UP GOVERNMENT	-	-	1,06,71,049	1,40,76,000	-	34,04,951

**INDIAN INSTITUTE OF TECHNOLOGY KANPUR**  
**ACCOUNT - II**  
**SCHEDULE FORMING PART OF BALANCE SHEET**

**SCHEDULE - '3A' (Consolidated Balance Sheet)**

**SCHEDULE - 'F-2'**

**SCHEDULE OF SPONSORED PROJECT BALANCES AS AT 31ST MARCH'2022**

PROJECT NUMBER	SPONSOR CODE	SPONSOR NAME	OPENING BALANCE - 01.04.2021		EXPENDITURES	RECEIPTS	CLOSING BALANCE - 31.03.2022	
			DEBIT	CREDIT			DEBIT	CREDIT
2021445	UPGOVT	UP GOVERNMENT	-	-	-	15,00,000	-	15,00,000
20090295	URBAN	URBAN	-	8,60,672	8,60,672	-	-	-
20120297	USAID	U.S. AGENCY FOR INTERNATIONAL DEVELOPMENT	-	17,721	-	-	-	17,721
20050137	UTMB	UTMB, USA	3,38,607	-	-	-	3,38,607	-
20130010	WT	WELLCOME TRUST DBT	-	8,99,794	-	4,08,758	-	13,08,552
2014171	WT	WELLCOME TRUST DBT	1,24,469	-	-	-	1,24,469	-
2016054	WT	WELLCOME TRUST DBT	5,44,906	-	5,30,171	10,75,077	-	-
2017001	WT	WELLCOME TRUST DBT	11,16,293	-	74,53,223	67,01,540	18,67,976	-
2019004	WT	WELLCOME TRUST DBT	-	41,726	11,42,350	-	11,00,624	-
2020127	WT	WELLCOME TRUST DBT	-	80,20,345	1,38,52,909	1,25,80,636	-	67,48,072
2020144	WT	WELLCOME TRUST DBT	-	29,88,658	1,03,35,801	1,37,38,647	-	63,91,504
2020276	WT	WELLCOME TRUST DBT	-	53,51,249	1,56,92,581	1,12,96,260	-	9,54,928
2021097	WT	WELLCOME TRUST DBT	-	-	5,95,758	1,23,61,176	-	1,17,65,418
2021400	WT	WELLCOME TRUST DBT	-	-	-	1,03,08,397	-	1,03,08,397
2015388	WTI	WILDLIFE TRUST OF INDIA	-	60	-	-	-	60
20090088	WWF-I	WWF- INDIA	-	76,431	76,431	-	-	-
20090103	WWF-I	WWF- INDIA	-	4,251	-	-	-	4,251
2015064	WWF-I	WWF- INDIA	-	87,601	-	-	-	87,601
2018307	XLRI	XAVIER SCHOOL OF MANAGEMENT (XLRI) JAMSHEDPUR	1,16,267	-	-	-	1,16,267	-
2015329	ZEEN	ZEE NETWORK	26,451	-	-	-	26,451	-
<b>TOTAL</b>			<b>34,38,36,734</b>	<b>1,77,19,53,036</b>	<b>1,87,70,51,038</b>	<b>1,96,72,75,284</b>	<b>51,31,20,218</b>	<b>2,03,14,60,766</b>



**INDIAN INSTITUTE OF TECHNOLOGY KANPUR**  
**ACCOUNT - II**  
**SCHEDULE FORMING PART OF BALANCE SHEET**

**SCHEDULE - '3B' (Consolidated Balance Sheet)**

**SCHEDULE - 'F-3'**

**SCHEDULE OF FELLOWSHIP PROJECT BALANCES AS AT 31ST MARCH'2022**

PROJECT NUMBER	SPONSOR CODE	SPONSOR NAME	OPENING BALANCE - 01.04.2021		EXPENDITURES	RECEIPTS	CLOSING BALANCE - 31.03.2022	
			DEBIT	CREDIT			DEBIT	CREDIT
19990132	AICTE	ALL INDIA COUNCIL OF TECH EDU	63,299	-	-	-	63,299	-
20040266	AICTE	ALL INDIA COUNCIL OF TECH EDU	-	20,000	-	-	-	20,000
20040273	AICTE	ALL INDIA COUNCIL OF TECH EDU	-	26,873	-	-	-	26,873
20040299	AICTE	ALL INDIA COUNCIL OF TECH EDU	-	1,101	-	-	-	1,101
20060235	AICTE	ALL INDIA COUNCIL OF TECH EDU	-	10,019	-	-	-	10,019
20060237	AICTE	ALL INDIA COUNCIL OF TECH EDU	-	2,02,300	-	-	-	2,02,300
2021270	CPCB	CENTRAL POLLUTION CONTROL BOARD	-	-	89,071	1,65,000	-	75,929
19990131	CSIR	COUNCIL OF SC.& IND. RESEARCH	-	2,69,19,917	29,81,495	26,31,130	-	2,65,69,552
20080136	CSIR	COUNCIL OF SC.& IND. RESEARCH	1,65,000	-	1,80,000	-	3,45,000	-
20080137	CSIR	COUNCIL OF SC.& IND. RESEARCH	-	15,000	1,80,000	1,80,000	-	15,000
20090304	CSIR	COUNCIL OF SC.& IND. RESEARCH	-	25,586	-	-	-	25,586
2013400	CSIR	COUNCIL OF SC.& IND. RESEARCH	-	1,43,605	-	-	-	1,43,605
2014180	CSIR	COUNCIL OF SC.& IND. RESEARCH	-	4,35,416	-	-	-	4,35,416
2014374	CSIR	COUNCIL OF SC.& IND. RESEARCH	-	15,000	1,80,000	1,80,000	-	15,000
2016425	CSIR	COUNCIL OF SC.& IND. RESEARCH	7,05,000	-	2,10,000	7,20,000	1,95,000	-
2016497	CSIR	COUNCIL OF SC.& IND. RESEARCH	5,25,000	-	1,80,000	-	7,05,000	-
2016502	CSIR	COUNCIL OF SC.& IND. RESEARCH	3,60,000	-	1,65,000	-	5,25,000	-
2018235	CSIR	COUNCIL OF SC.& IND. RESEARCH	-	-	33,600	40,000	-	6,400
2018335	CSIR	COUNCIL OF SC.& IND. RESEARCH	4,50,000	-	1,80,000	-	6,30,000	-
2019018	CSIR	COUNCIL OF SC.& IND. RESEARCH	19,141	-	-	-	19,141	-
2015442	CST	COUNCIL OF SCIENCE & TECHNOLOGY	-	3,52,000	-	-	-	3,52,000
2018002	CSTUP	COUNCIL OF SCIENCE AND TECHNOLOGY UP	3,52,000	-	1,00,000	4,52,000	-	-

**INDIAN INSTITUTE OF TECHNOLOGY KANPUR**

**ACCOUNT - II**

**SCHEDULE FORMING PART OF BALANCE SHEET**

**SCHEDULE - '3B' (Consolidated Balance Sheet)**

**SCHEDULE - 'F-3'**

**SCHEDULE OF FELLOWSHIP PROJECT BALANCES AS AT 31ST MARCH'2022**

PROJECT NUMBER	SPONSOR CODE	SPONSOR NAME	OPENING BALANCE - 01.04.2021		EXPENDITURES	RECEIPTS	CLOSING BALANCE - 31.03.2022	
			DEBIT	CREDIT			DEBIT	CREDIT
19990120	DAE	DEPARTMENT OF ATOMIC ENERGY	39,88,697	-	-	-	39,88,697	-
20090306	DAE	DEPARTMENT OF ATOMIC ENERGY	-	2,33,673	-	-	-	2,33,673
20120116	DAE	DEPARTMENT OF ATOMIC ENERGY	-	72,000	-	-	-	72,000
2013396	DAE	DEPARTMENT OF ATOMIC ENERGY	-	70,667	-	-	-	70,667
2014397A	DAE	DEPARTMENT OF ATOMIC ENERGY	-	91,000	-	-	-	91,000
2014397B	DAE	DEPARTMENT OF ATOMIC ENERGY	-	6,801	-	-	-	6,801
2014397C	DAE	DEPARTMENT OF ATOMIC ENERGY	-	8,000	-	-	-	8,000
2014398	DAE	DEPARTMENT OF ATOMIC ENERGY	-	6,87,516	6,87,516	-	-	-
2015343A	DAE	DEPARTMENT OF ATOMIC ENERGY	-	1,01,485	-	-	-	1,01,485
2015343B	DAE	DEPARTMENT OF ATOMIC ENERGY	-	36,901	-	-	-	36,901
2015343C	DAE	DEPARTMENT OF ATOMIC ENERGY	-	12,400	-	-	-	12,400
2016390	DAE	DEPARTMENT OF ATOMIC ENERGY	-	18,804	-	-	-	18,804
2019135	DAE	DEPARTMENT OF ATOMIC ENERGY	-	1,36,527	1,41,040	4,513	-	-
20020200	DBT	DEPARTMENT OF BIOTECHNOLOGY	-	12,10,685	-	-	-	12,10,685
20060174	DBT	DEPARTMENT OF BIOTECHNOLOGY	-	1,45,533	-	-	-	1,45,533

**INDIAN INSTITUTE OF TECHNOLOGY KANPUR**  
**ACCOUNT - II**  
**SCHEDULE FORMING PART OF BALANCE SHEET**

**SCHEDULE - '3B' (Consolidated Balance Sheet)**

**SCHEDULE - 'F-3'**

**SCHEDULE OF FELLOWSHIP PROJECT BALANCES AS AT 31ST MARCH'2022**

PROJECT NUMBER	SPONSOR CODE	SPONSOR NAME	OPENING BALANCE - 01.04.2021		EXPENDITURES	RECEIPTS	CLOSING BALANCE - 31.03.2022	
			DEBIT	CREDIT			DEBIT	CREDIT
20080035	DBT	DEPARTMENT OF BIOTECHNOLOGY	-	1,77,997	-	-	-	1,77,997
20090287	DBT	DEPARTMENT OF BIOTECHNOLOGY	-	7,87,283	-	-	-	7,87,283
20120349	DBT	DEPARTMENT OF BIOTECHNOLOGY	-	32,750	-	-	-	32,750
2015326	DBT	DEPARTMENT OF BIOTECHNOLOGY	-	40,613	1,57,349	1,57,349	-	40,613
2015327	DBT	DEPARTMENT OF BIOTECHNOLOGY	-	58,559	-	-	-	58,559
2015377	DBT	DEPARTMENT OF BIOTECHNOLOGY	-	56,000	-	-	-	56,000
2017178	DBT	DEPARTMENT OF BIOTECHNOLOGY	-	25,002	9,00,000	9,00,338	-	25,340
2018146	DBT	DEPARTMENT OF BIOTECHNOLOGY	-	15,168	6,54,976	6,75,000	-	35,192
2018297	DBT	DEPARTMENT OF BIOTECHNOLOGY	-	1,74,194	4,35,000	4,50,000	-	1,89,194
2018591	DBT	DEPARTMENT OF BIOTECHNOLOGY	-	15,860	-	-	-	15,860
2019214	DBT	DEPARTMENT OF BIOTECHNOLOGY	6,01,722	-	7,86,681	13,37,000	51,403	-
2020462	DBT	DEPARTMENT OF BIOTECHNOLOGY	-	-	4,06,000	5,02,002	-	96,002
2020463	DBT	DEPARTMENT OF BIOTECHNOLOGY	-	-	4,29,000	5,70,697	-	1,41,697
2020464	DBT	DEPARTMENT OF BIOTECHNOLOGY	-	-	2,69,000	3,33,734	-	64,734
2021081	DBT	DEPARTMENT OF BIOTECHNOLOGY	-	-	4,36,160	5,15,869	-	79,709

**INDIAN INSTITUTE OF TECHNOLOGY KANPUR**

**ACCOUNT - II**

**SCHEDULE FORMING PART OF BALANCE SHEET**

**SCHEDULE - '3B' (Consolidated Balance Sheet)**

**SCHEDULE - 'F-3'**

**SCHEDULE OF FELLOWSHIP PROJECT BALANCES AS AT 31ST MARCH'2022**

PROJECT NUMBER	SPONSOR CODE	SPONSOR NAME	OPENING BALANCE - 01.04.2021		EXPENDITURES	RECEIPTS	CLOSING BALANCE - 31.03.2022	
			DEBIT	CREDIT			DEBIT	CREDIT
2021273	DBT	DEPARTMENT OF BIOTECHNOLOGY	-	-	1,76,700	2,57,682	-	80,982
2021299	DBT	DEPARTMENT OF BIOTECHNOLOGY	-	-	1,72,800	8,14,770	-	6,41,970
2016047I	DEITY	DEPARTMENT OF ELECTRONICS AND INFORMATION TECHNOLOGY	-	94,400	2,86,998	1,92,598	-	-
2016047J	DEITY	DEPARTMENT OF ELECTRONICS AND INFORMATION TECHNOLOGY	-	69,500	4,28,420	4,28,420	-	69,500
2016047K	DEITY	DEPARTMENT OF ELECTRONICS AND INFORMATION TECHNOLOGY	-	-	2,73,305	2,73,305	-	-
2016047L	DEITY	DEPARTMENT OF ELECTRONICS AND INFORMATION TECHNOLOGY	-	-	4,60,467	4,60,467	-	-
2016047M	DEITY	DEPARTMENT OF ELECTRONICS AND INFORMATION TECHNOLOGY	-	-	4,23,750	4,23,750	-	-
2016047O	DEITY	DEPARTMENT OF ELECTRONICS AND INFORMATION TECHNOLOGY	-	-	4,73,422	4,73,422	-	-
2016047R	DEITY	DEPARTMENT OF ELECTRONICS AND INFORMATION TECHNOLOGY	-	-	90,000	90,000	-	-
2016047S	DEITY	DEPARTMENT OF ELECTRONICS AND INFORMATION TECHNOLOGY	-	-	5,25,000	5,25,000	-	-
2017521	DIC	DIGITAL INDIA CORPORATION	1,36,017	-	10,73,185	8,07,811	4,01,391	-
2018088	DIC	DIGITAL INDIA CORPORATION	732	-	7,34,194	7,34,926	-	-

**INDIAN INSTITUTE OF TECHNOLOGY KANPUR**

**ACCOUNT - II**

**SCHEDULE FORMING PART OF BALANCE SHEET**

**SCHEDULE - '3B' (Consolidated Balance Sheet)**

**SCHEDULE - 'F-3'**

**SCHEDULE OF FELLOWSHIP PROJECT BALANCES AS AT 31ST MARCH'2022**

PROJECT NUMBER	SPONSOR CODE	SPONSOR NAME	OPENING BALANCE - 01.04.2021		EXPENDITURES	RECEIPTS	CLOSING BALANCE - 31.03.2022	
			DEBIT	CREDIT			DEBIT	CREDIT
2018089	DIC	DIGITAL INDIA CORPORATION	-	2,060	-	-	-	2,060
2018090	DIC	DIGITAL INDIA CORPORATION	-	68,492	2,20,000	-	1,51,508	-
2018091	DIC	DIGITAL INDIA CORPORATION	2,81,290	-	4,12,993	7,40,000	-	45,717
2018198	DIC	DIGITAL INDIA CORPORATION	2,72,423	-	-	21,003	2,51,420	-
20050093	DST	DEPARTMENT OF SC.& TECHNOLOGY	-	58,236	-	-	-	58,236
20060066	DST	DEPARTMENT OF SC.& TECHNOLOGY	-	16,00,000	16,00,000	-	-	-
20060225	DST	DEPARTMENT OF SC.& TECHNOLOGY	-	2,04,373	11,19,463	11,00,000	-	1,84,910
20070051	DST	DEPARTMENT OF SC.& TECHNOLOGY	20,69,512	-	11,30,488	32,00,000	-	-
20130207	DST	DEPARTMENT OF SC.& TECHNOLOGY	-	1,05,000	-	-	-	1,05,000
20130220	DST	DEPARTMENT OF SC.& TECHNOLOGY	-	1,06,534	1,06,534	-	-	-
2014041	DST	DEPARTMENT OF SC.& TECHNOLOGY	-	2,92,421	3,70,568	78,147	-	-
2014184	DST	DEPARTMENT OF SC.& TECHNOLOGY	-	16,91,680	-	-	-	16,91,680
2014309	DST	DEPARTMENT OF SC.& TECHNOLOGY	-	12,85,699	-	-	-	12,85,699
2014383	DST	DEPARTMENT OF SC.& TECHNOLOGY	-	8,46,953	-	-	-	8,46,953
2015037	DST	DEPARTMENT OF SC.& TECHNOLOGY	2	-	-	-	2	-
2015281	DST	DEPARTMENT OF SC.& TECHNOLOGY	-	6,39,000	4,99,990	-	-	1,39,010
2015330	DST	DEPARTMENT OF SC.& TECHNOLOGY	-	5,00,233	3,29,211	-	-	1,71,022

**INDIAN INSTITUTE OF TECHNOLOGY KANPUR**

**ACCOUNT - II**

**SCHEDULE FORMING PART OF BALANCE SHEET**

**SCHEDULE - '3B' (Consolidated Balance Sheet)**

**SCHEDULE - 'F-3'**

**SCHEDULE OF FELLOWSHIP PROJECT BALANCES AS AT 31ST MARCH'2022**

PROJECT NUMBER	SPONSOR CODE	SPONSOR NAME	OPENING BALANCE - 01.04.2021		EXPENDITURES	RECEIPTS	CLOSING BALANCE - 31.03.2022	
			DEBIT	CREDIT			DEBIT	CREDIT
2015369	DST	DEPARTMENT OF SC.& TECHNOLOGY	38,423	-	3,07,000	-	3,45,423	-
2015452	DST	DEPARTMENT OF SC.& TECHNOLOGY	-	13,55,615	-	-	-	13,55,615
2016180	DST	DEPARTMENT OF SC.& TECHNOLOGY	-	4,64,308	-	-	-	4,64,308
2016291	DST	DEPARTMENT OF SC.& TECHNOLOGY	-	21,13,443	21,13,443	-	-	-
2016356	DST	DEPARTMENT OF SC.& TECHNOLOGY	13,489	-	21,82,569	22,44,774	-	48,716
2016361	DST	DEPARTMENT OF SC.& TECHNOLOGY	-	19,87,886	19,95,600	-	7,714	-
2016440	DST	DEPARTMENT OF SC.& TECHNOLOGY	-	1,29,298	1,29,298	-	-	-
2016443	DST	DEPARTMENT OF SC.& TECHNOLOGY	-	3,76,236	20,99,600	24,00,881	-	6,77,517
2016459	DST	DEPARTMENT OF SC.& TECHNOLOGY	1,30,345	-	16,62,061	22,01,653	-	4,09,247
2016475	DST	DEPARTMENT OF SC.& TECHNOLOGY	-	20,68,074	17,06,852	-	-	3,61,222
2017041	DST	DEPARTMENT OF SC.& TECHNOLOGY	-	5,000	-	-	-	5,000
2017059	DST	DEPARTMENT OF SC.& TECHNOLOGY	-	8,05,773	2,15,154	-	-	5,90,619
2017077	DST	DEPARTMENT OF SC.& TECHNOLOGY	2,76,256	-	1,09,161	3,85,417	-	-
2017289	DST	DEPARTMENT OF SC.& TECHNOLOGY	-	16,82,234	17,66,284	15,271	68,779	-
2017328	DST	DEPARTMENT OF SC.& TECHNOLOGY	-	7,40,026	15,79,818	-	8,39,792	-

**INDIAN INSTITUTE OF TECHNOLOGY KANPUR**

**ACCOUNT - II**

**SCHEDULE FORMING PART OF BALANCE SHEET**

**SCHEDULE - '3B' (Consolidated Balance Sheet)**

**SCHEDULE - 'F-3'**

**SCHEDULE OF FELLOWSHIP PROJECT BALANCES AS AT 31ST MARCH'2022**

PROJECT NUMBER	SPONSOR CODE	SPONSOR NAME	OPENING BALANCE - 01.04.2021		EXPENDITURES	RECEIPTS	CLOSING BALANCE - 31.03.2022	
			DEBIT	CREDIT			DEBIT	CREDIT
2017388	DST	DEPARTMENT OF SC.& TECHNOLOGY	-	2,02,569	-	-	-	2,02,569
2017451	DST	DEPARTMENT OF SC.& TECHNOLOGY	1,24,707	-	5,30,366	6,00,000	55,073	-
2017482	DST	DEPARTMENT OF SC.& TECHNOLOGY	4,45,581	-	-	-	4,45,581	-
2018133	DST	DEPARTMENT OF SC.& TECHNOLOGY	62,800	-	-	-	62,800	-
2018180	DST	DEPARTMENT OF SC.& TECHNOLOGY	4,90,570	-	3,27,900	9,50,000	-	1,31,530
2018254	DST	DEPARTMENT OF SC.& TECHNOLOGY	2,86,421	-	3,99,275	6,50,000	35,696	-
2018269	DST	DEPARTMENT OF SC.& TECHNOLOGY	34,728	-	17,33,485	21,50,634	-	3,82,421
2018311	DST	DEPARTMENT OF SC.& TECHNOLOGY	-	19,03,651	19,03,651	-	-	-
2018398	DST	DEPARTMENT OF SC.& TECHNOLOGY	76,936	-	6,01,659	7,00,000	-	21,405
2019005	DST	DEPARTMENT OF SC.& TECHNOLOGY	-	90,492	10,58,275	10,04,200	-	36,417
2019013	DST	DEPARTMENT OF SC.& TECHNOLOGY	-	32,12,528	32,12,528	-	-	-
2019187	DST	DEPARTMENT OF SC.& TECHNOLOGY	10,32,043	-	36,57,802	36,77,544	10,12,301	-
2019262	DST	DEPARTMENT OF SC.& TECHNOLOGY	-	20,506	83,062	83,062	-	20,506
2019368	DST	DEPARTMENT OF SC.& TECHNOLOGY	1,09,696	-	6,80,762	15,70,000	-	7,79,542
2019513	DST	DEPARTMENT OF SC.& TECHNOLOGY	-	1,18,880	7,46,911	8,01,811	-	1,73,780

**INDIAN INSTITUTE OF TECHNOLOGY KANPUR****ACCOUNT - II****SCHEDULE FORMING PART OF BALANCE SHEET****SCHEDULE - '3B' (Consolidated Balance Sheet)****SCHEDULE - 'F-3'****SCHEDULE OF FELLOWSHIP PROJECT BALANCES AS AT 31ST MARCH'2022**

PROJECT NUMBER	SPONSOR CODE	SPONSOR NAME	OPENING BALANCE - 01.04.2021		EXPENDITURES	RECEIPTS	CLOSING BALANCE - 31.03.2022	
			DEBIT	CREDIT			DEBIT	CREDIT
2019514	DST	DEPARTMENT OF SC.& TECHNOLOGY	-	3,37,925	4,09,235	20,09,235	-	19,37,925
2020152	DST	DEPARTMENT OF SC.& TECHNOLOGY	-	5,99,873	18,18,238	22,15,935	-	9,97,570
2020296	DST	DEPARTMENT OF SC.& TECHNOLOGY	-	-	20,74,316	22,00,000	-	1,25,684
2020365	DST	DEPARTMENT OF SC.& TECHNOLOGY	-	28,58,452	23,71,390	-	-	4,87,062
2021134	DST	DEPARTMENT OF SC.& TECHNOLOGY	-	-	22,00,000	22,00,000	-	-
2021223	DST	DEPARTMENT OF SC.& TECHNOLOGY	-	-	6,90,357	22,00,000	-	15,09,643
2021374	DST	DEPARTMENT OF SC.& TECHNOLOGY	-	-	87,248	11,77,848	-	10,90,600
2021431	DST	DEPARTMENT OF SC.& TECHNOLOGY	-	-	-	22,00,000	-	22,00,000
137	GEFUND	GE FUND SCHOLARSHIP	2,59,680	-	-	-	2,59,680	-
20130188	GOOGLE	GOOGLE ONLINE INDIA PVT.LTD	-	537	-	-	-	537
2014292	GOOGLE	GOOGLE ONLINE INDIA PVT.LTD	-	9,66,747	-	-	-	9,66,747
20060021	ICMR	ICMR	-	5,000	-	-	-	5,000
20130165	ICMR	ICMR	-	22,533	-	-	-	22,533
2016280	ICMR	ICMR	-	1,10,000	2,20,000	1,10,000	-	-
2018305	ICMR	ICMR	-	35,000	4,40,000	4,05,000	-	-
20120072	ICSSR	INDIAN COUN.OF SOCIAL SC.RESE	-	1,442	-	-	-	1,442
20130223	ICSSR	INDIAN COUN.OF SOCIAL SC.RESE	-	2,000	-	-	-	2,000
2016488	ICSSR	INDIAN COUN.OF SOCIAL SC.RESE	-	13,212	1,34,400	1,42,400	-	21,212
2018400	ICSSR	INDIAN COUN.OF SOCIAL SC.RESE	-	37,000	-	-	-	37,000



**INDIAN INSTITUTE OF TECHNOLOGY KANPUR**

**ACCOUNT - II**

**SCHEDULE FORMING PART OF BALANCE SHEET**

**SCHEDULE - '3B' (Consolidated Balance Sheet)**

**SCHEDULE - 'F-3'**

**SCHEDULE OF FELLOWSHIP PROJECT BALANCES AS AT 31ST MARCH'2022**

PROJECT NUMBER	SPONSOR CODE	SPONSOR NAME	OPENING BALANCE - 01.04.2021		EXPENDITURES	RECEIPTS	CLOSING BALANCE - 31.03.2022	
			DEBIT	CREDIT			DEBIT	CREDIT
2018049	INAE	INDIAN NATIONAL ACADEMY OF ENGINEERING	-	1,20,501	12,88,079	17,16,886	-	5,49,308
2020207	INAE	INDIAN NATIONAL ACADEMY OF ENGINEERING	-	7,49,124	13,61,133	17,47,807	-	11,35,798
20090130	INDOUS	INDO-US SCIENCE & TECHNOLOGY FORUM	-	19,000	-	-	-	19,000
2018148	LADY	LADY TATA MEMORIAL TRUST	-	8,24,133	10,24,813	10,00,000	-	7,99,320
2021173	LATROB	LATROBE UNIVERSITY AUSTRALIA	-	-	3,01,945	5,36,615	-	2,34,670
20100154	MICROS	MICROSOFT CORPORATION	-	5,876	-	-	-	5,876
2015210	MLA	MEDIA LAB ASIA	66,86,495	-	67,10,531	1,15,88,338	18,08,688	-
2015210B	MLA	MEDIA LAB ASIA	-	-	30,000	30,000	-	-
2015210H	MLA	MEDIA LAB ASIA	-	19,000	41,000	2,91,000	-	2,69,000
2015210I	MLA	MEDIA LAB ASIA	-	-	1,06,353	1,06,353	-	-
2015210L	MLA	MEDIA LAB ASIA	-	-	30,000	30,000	-	-
2015210M	MLA	MEDIA LAB ASIA	-	18,131	-	-	-	18,131
2015210P	MLA	MEDIA LAB ASIA	-	-	70,000	70,000	-	-
2015210Q	MLA	MEDIA LAB ASIA	-	97,965	21,150	21,150	-	97,965
2015210R	MLA	MEDIA LAB ASIA	-	-	2,25,400	2,25,400	-	-
2015210T	MLA	MEDIA LAB ASIA	-	-	62,785	3,12,785	-	2,50,000
2015210V	MLA	MEDIA LAB ASIA	-	-	1,75,000	1,75,000	-	-
2015210Y	MLA	MEDIA LAB ASIA	-	-	28,351	28,351	-	-
2015210Z	MLA	MEDIA LAB ASIA	-	-	73,750	73,750	-	-
2016047B	MLA	MEDIA LAB ASIA	-	-	1,52,400	1,52,400	-	-
2016047C	MLA	MEDIA LAB ASIA	-	-	1,31,250	1,31,250	-	-
2016047D	MLA	MEDIA LAB ASIA	-	-	3,62,500	3,62,500	-	-

**INDIAN INSTITUTE OF TECHNOLOGY KANPUR**  
**ACCOUNT - II**  
**SCHEDULE FORMING PART OF BALANCE SHEET**

**SCHEDULE - '3B' (Consolidated Balance Sheet)**

**SCHEDULE - 'F-3'**

**SCHEDULE OF FELLOWSHIP PROJECT BALANCES AS AT 31ST MARCH'2022**

PROJECT NUMBER	SPONSOR CODE	SPONSOR NAME	OPENING BALANCE - 01.04.2021		EXPENDITURES	RECEIPTS	CLOSING BALANCE - 31.03.2022	
			DEBIT	CREDIT			DEBIT	CREDIT
2016047E	MLA	MEDIA LAB ASIA	-	-	1,64,150	1,64,150	-	-
2016047F	MLA	MEDIA LAB ASIA	-	-	1,05,000	1,05,000	-	-
2016047G	MLA	MEDIA LAB ASIA	-	-	3,92,500	3,92,500	-	-
2016047P	MLA	MEDIA LAB ASIA	-	-	3,93,750	3,93,750	-	-
2016047T	MLA	MEDIA LAB ASIA	-	-	5,28,230	7,78,230	-	2,50,000
2018140	MLA	MEDIA LAB ASIA	1,78,697	-	-	-	1,78,697	-
2015347	NAMS&T	NAM S&T CENTRE RESEARCH TRAINING FELLOWSHIP FOR DEVELOPING COUNTRY	-	19,194	-	-	-	19,194
2017040	NAS	THE NATIONAL ACADEMY OF SCIENCES ALLAHABAD	-	61	38,400	38,339	-	-
19990134	NBHM	NATIONAL BOARD OF HIGHER MATHS	-	14,555	-	-	-	14,555
2014030	NBHM	NATIONAL BOARD OF HIGHER MATHS	-	1,13,813	-	-	-	1,13,813
2014116	NBHM	NATIONAL BOARD OF HIGHER MATHS	-	2,37,400	-	-	-	2,37,400
2014166	NBHM	NATIONAL BOARD OF HIGHER MATHS	-	2,34,924	-	-	-	2,34,924
2014213	NBHM	NATIONAL BOARD OF HIGHER MATHS	-	8,129	-	-	-	8,129
2014336	NBHM	NATIONAL BOARD OF HIGHER MATHS	-	1,69,415	-	-	-	1,69,415
2014390	NBHM	NATIONAL BOARD OF HIGHER MATHS	-	86,400	-	-	-	86,400
2015136	NBHM	NATIONAL BOARD OF HIGHER MATHS	-	-	1,44,000	1,44,000	-	-
2016016	NBHM	NATIONAL BOARD OF HIGHER MATHS	-	1,08,615	-	-	-	1,08,615

**INDIAN INSTITUTE OF TECHNOLOGY KANPUR**

**ACCOUNT - II**

**SCHEDULE FORMING PART OF BALANCE SHEET**

**SCHEDULE - '3B' (Consolidated Balance Sheet)**

**SCHEDULE - 'F-3'**

**SCHEDULE OF FELLOWSHIP PROJECT BALANCES AS AT 31ST MARCH'2022**

PROJECT NUMBER	SPONSOR CODE	SPONSOR NAME	OPENING BALANCE - 01.04.2021		EXPENDITURES	RECEIPTS	CLOSING BALANCE - 31.03.2022	
			DEBIT	CREDIT			DEBIT	CREDIT
2016490	NBHM	NATIONAL BOARD OF HIGHER MATHS	-	204	-	-	-	204
2017412	NBHM	NATIONAL BOARD OF HIGHER MATHS	-	1,75,399	-	-	-	1,75,399
2019558	NBHM	NATIONAL BOARD OF HIGHER MATHS	-	4,43,000	4,12,000	-	-	31,000
2021345	NBHM	NATIONAL BOARD OF HIGHER MATHS	-	-	1,49,400	6,28,000	-	4,78,600
2020149	QUALCO	QUALCOMM	-	10,00,000	5,561	-	-	9,94,439
2020327	QUALCO	QUALCOMM	-	-	-	10,00,000	-	10,00,000
2021135	QUALCO	QUALCOMM	-	-	-	10,00,000	-	10,00,000
2014115	SERB	SCIENCE & ENGINEERING RESEARCH BOARD	58,927	-	-	-	58,927	-
2015316	SERB	SCIENCE & ENGINEERING RESEARCH BOARD	15,64,158	-	-	15,64,158	-	-
2016060	SERB	SCIENCE & ENGINEERING RESEARCH BOARD	-	1,93,153	-	-	-	1,93,153
2016222	SERB	SCIENCE & ENGINEERING RESEARCH BOARD	-	33,593	33,593	-	-	-
2016242	SERB	SCIENCE & ENGINEERING RESEARCH BOARD	-	4,56,222	-	-	-	4,56,222
2016445	SERB	SCIENCE & ENGINEERING RESEARCH BOARD	-	3,929	3,929	-	-	-
2017032	SERB	SCIENCE & ENGINEERING RESEARCH BOARD	22,259	-	-	-	22,259	-
2017131	SERB	SCIENCE & ENGINEERING RESEARCH BOARD	77,358	-	-	-	77,358	-
2017221	SERB	SCIENCE & ENGINEERING RESEARCH BOARD	35,807	-	-	-	35,807	-

**INDIAN INSTITUTE OF TECHNOLOGY KANPUR****ACCOUNT - II****SCHEDULE FORMING PART OF BALANCE SHEET****SCHEDULE - '3B' (Consolidated Balance Sheet)****SCHEDULE - 'F-3'****SCHEDULE OF FELLOWSHIP PROJECT BALANCES AS AT 31ST MARCH'2022**

PROJECT NUMBER	SPONSOR CODE	SPONSOR NAME	OPENING BALANCE - 01.04.2021		EXPENDITURES	RECEIPTS	CLOSING BALANCE - 31.03.2022	
			DEBIT	CREDIT			DEBIT	CREDIT
2017223	SERB	SCIENCE & ENGINEERING RESEARCH BOARD	-	3,97,648	3,97,648	-	-	-
2017230	SERB	SCIENCE & ENGINEERING RESEARCH BOARD	10,887	-	-	-	10,887	-
2017265	SERB	SCIENCE & ENGINEERING RESEARCH BOARD	44,726	-	-	-	44,726	-
2017285	SERB	SCIENCE & ENGINEERING RESEARCH BOARD	-	3,28,995	-	-	-	3,28,995
2017297	SERB	SCIENCE & ENGINEERING RESEARCH BOARD	-	2,20,218	-	-	-	2,20,218
2018171	SERB	SCIENCE & ENGINEERING RESEARCH BOARD	-	2,22,351	-	-	-	2,22,351
2018187	SERB	SCIENCE & ENGINEERING RESEARCH BOARD	50,000	-	-	-	50,000	-
2018226	SERB	SCIENCE & ENGINEERING RESEARCH BOARD	-	67,902	-	-	-	67,902
2018489	SERB	SCIENCE & ENGINEERING RESEARCH BOARD	8,05,000	-	4,30,000	12,40,000	-	5,000
2018511	SERB	SCIENCE & ENGINEERING RESEARCH BOARD	-	1,77,725	82,000	-	-	95,725
2018536	SERB	SCIENCE & ENGINEERING RESEARCH BOARD	-	60,000	2,68,450	3,10,000	-	1,01,550
2018539	SERB	SCIENCE & ENGINEERING RESEARCH BOARD	-	66,067	-	-	-	66,067
2018575	SERB	SCIENCE & ENGINEERING RESEARCH BOARD	13,770	-	39,104	52,874	-	-
2018580	SERB	SCIENCE & ENGINEERING RESEARCH BOARD	-	3,84,924	94,244	-	-	2,90,680
2018592	SERB	SCIENCE & ENGINEERING RESEARCH BOARD	1,42,936	-	1,20,527	2,50,000	13,463	-

**INDIAN INSTITUTE OF TECHNOLOGY KANPUR**  
**ACCOUNT - II**  
**SCHEDULE FORMING PART OF BALANCE SHEET**

**SCHEDULE - '3B' (Consolidated Balance Sheet)**

**SCHEDULE - 'F-3'**

**SCHEDULE OF FELLOWSHIP PROJECT BALANCES AS AT 31ST MARCH'2022**

PROJECT NUMBER	SPONSOR CODE	SPONSOR NAME	OPENING BALANCE - 01.04.2021		EXPENDITURES	RECEIPTS	CLOSING BALANCE - 31.03.2022	
			DEBIT	CREDIT			DEBIT	CREDIT
2019006	SERB	SCIENCE & ENGINEERING RESEARCH BOARD	-	1,96,536	3,82,800	3,82,800	-	1,96,536
2019048	SERB	SCIENCE & ENGINEERING RESEARCH BOARD	5,20,029	-	2,63,612	8,00,000	-	16,359
2019081	SERB	SCIENCE & ENGINEERING RESEARCH BOARD	-	1,56,298	6,72,309	3,82,800	1,33,211	-
2019090	SERB	SCIENCE & ENGINEERING RESEARCH BOARD	-	5,25,146	-	-	-	5,25,146
2019392	SERB	SCIENCE & ENGINEERING RESEARCH BOARD	10,37,433	-	17,60,598	30,01,309	-	2,03,278
2019406	SERB	SCIENCE & ENGINEERING RESEARCH BOARD	-	6,95,004	2,68,496	-	-	4,26,508
2019407	SERB	SCIENCE & ENGINEERING RESEARCH BOARD	-	2,95,209	8,52,827	5,00,000	57,618	-
2019446	SERB	SCIENCE & ENGINEERING RESEARCH BOARD	-	9,70,629	11,38,476	3,30,000	-	1,62,153
2019481	SERB	SCIENCE & ENGINEERING RESEARCH BOARD	-	44,553	8,55,663	12,40,000	-	4,28,890
2019553	SERB	SCIENCE & ENGINEERING RESEARCH BOARD	-	1,05,332	10,52,033	11,80,000	-	2,33,299
2019556	SERB	SCIENCE & ENGINEERING RESEARCH BOARD	-	3,10,000	2,62,500	-	-	47,500
2020133	SERB	SCIENCE & ENGINEERING RESEARCH BOARD	2,59,369	-	18,03,563	1,23,261	19,39,671	-
2020168	SERB	SCIENCE & ENGINEERING RESEARCH BOARD	-	3,72,000	6,83,932	8,60,000	-	5,48,068
2020297	SERB	SCIENCE & ENGINEERING RESEARCH BOARD	-	11,02,141	5,48,649	-	-	5,53,492
2020328	SERB	SCIENCE & ENGINEERING RESEARCH BOARD	-	8,66,808	7,00,471	-	-	1,66,337

**INDIAN INSTITUTE OF TECHNOLOGY KANPUR**  
**ACCOUNT - II**

**SCHEDULE FORMING PART OF BALANCE SHEET**

**SCHEDULE - '3B' (Consolidated Balance Sheet)**

**SCHEDULE - 'F-3'**

**SCHEDULE OF FELLOWSHIP PROJECT BALANCES AS AT 31ST MARCH'2022**

PROJECT NUMBER	SPONSOR CODE	SPONSOR NAME	OPENING BALANCE - 01.04.2021		EXPENDITURES	RECEIPTS	CLOSING BALANCE - 31.03.2022	
			DEBIT	CREDIT			DEBIT	CREDIT
2020336	SERB	SCIENCE & ENGINEERING RESEARCH BOARD	-	7,50,000	8,77,323	-	1,27,323	-
2020345	SERB	SCIENCE & ENGINEERING RESEARCH BOARD	-	7,50,000	4,36,452	-	-	3,13,548
2020353	SERB	SCIENCE & ENGINEERING RESEARCH BOARD	-	3,35,000	3,35,000	-	-	-
2020380	SERB	SCIENCE & ENGINEERING RESEARCH BOARD	-	10,32,207	6,24,281	-	-	4,07,926
2020387	SERB	SCIENCE & ENGINEERING RESEARCH BOARD	-	8,05,000	9,12,755	9,10,000	-	8,02,245
2020388	SERB	SCIENCE & ENGINEERING RESEARCH BOARD	-	9,01,800	10,91,061	9,65,600	-	7,76,339
2020396	SERB	SCIENCE & ENGINEERING RESEARCH BOARD	-	8,60,000	8,62,824	-	2,824	-
2020411	SERB	SCIENCE & ENGINEERING RESEARCH BOARD	-	9,65,600	9,52,314	-	-	13,286
2020412	SERB	SCIENCE & ENGINEERING RESEARCH BOARD	-	2,92,000	17,52,000	17,36,400	-	2,76,400
2020453	SERB	SCIENCE & ENGINEERING RESEARCH BOARD	-	-	18,54,155	19,00,000	-	45,845
2021004	SERB	SCIENCE & ENGINEERING RESEARCH BOARD	-	-	8,30,147	10,65,600	-	2,35,453
2021061	SERB	SCIENCE & ENGINEERING RESEARCH BOARD	-	-	11,68,000	15,92,400	-	4,24,400
2021151	SERB	SCIENCE & ENGINEERING RESEARCH BOARD	-	-	9,27,168	19,00,000	-	9,72,832
2021351	SERB	SCIENCE & ENGINEERING RESEARCH BOARD	-	-	1,32,419	12,80,000	-	11,47,581
2021375	SERB	SCIENCE & ENGINEERING RESEARCH BOARD	-	-	1,86,063	9,60,000	-	7,73,937

**INDIAN INSTITUTE OF TECHNOLOGY KANPUR**

**ACCOUNT - II**

**SCHEDULE FORMING PART OF BALANCE SHEET**

**SCHEDULE - '3B' (Consolidated Balance Sheet)**

**SCHEDULE - 'F-3'**

**SCHEDULE OF FELLOWSHIP PROJECT BALANCES AS AT 31ST MARCH'2022**

PROJECT NUMBER	SPONSOR CODE	SPONSOR NAME	OPENING BALANCE - 01.04.2021		EXPENDITURES	RECEIPTS	CLOSING BALANCE - 31.03.2022	
			DEBIT	CREDIT			DEBIT	CREDIT
2021391	SERB	SCIENCE & ENGINEERING RESEARCH BOARD	-	-	1,25,806	10,65,600	-	9,39,794
2021403	SERB	SCIENCE & ENGINEERING RESEARCH BOARD	-	-	1,69,194	9,60,000	-	7,90,806
2021412	SERB	SCIENCE & ENGINEERING RESEARCH BOARD	-	-	1,00,000	10,65,600	-	9,65,600
2021432	SERB	SCIENCE & ENGINEERING RESEARCH BOARD	-	-	-	9,60,000	-	9,60,000
2021437	SERB	SCIENCE & ENGINEERING RESEARCH BOARD	-	-	1,00,000	9,60,000	-	8,60,000
2021438	SERB	SCIENCE & ENGINEERING RESEARCH BOARD	-	-	2,33,250	2,06,65,000	-	2,04,31,750
2021470	SERB	SCIENCE & ENGINEERING RESEARCH BOARD	-	-	8,50,000	19,00,000	-	10,50,000
2021475	SERB	SCIENCE & ENGINEERING RESEARCH BOARD	-	-	-	9,60,000	-	9,60,000
2021489	SERB	SCIENCE & ENGINEERING RESEARCH BOARD	-	-	1,00,000	10,65,600	-	9,65,600
2021538	SERB	SCIENCE & ENGINEERING RESEARCH BOARD	-	-	1,00,000	10,65,600	-	9,65,600
20060313	TCS	TATA CONSULTANCY SERVICES	-	18,200	-	-	-	18,200
20110191	TCS	TATA CONSULTANCY SERVICES	-	73,402	-	-	-	73,402
2011191A	TCS	TATA CONSULTANCY SERVICES	-	1,52,013	-	-	-	1,52,013
2011191B	TCS	TATA CONSULTANCY SERVICES	-	1,08,000	-	-	-	1,08,000
2011191D	TCS	TATA CONSULTANCY SERVICES	-	1,85,659	-	-	-	1,85,659
2011191E	TCS	TATA CONSULTANCY SERVICES	48,800	-	-	-	48,800	-
2011191F	TCS	TATA CONSULTANCY SERVICES	-	2,81,432	-	-	-	2,81,432
2011191G	TCS	TATA CONSULTANCY SERVICES	-	3,25,940	-	-	-	3,25,940

**INDIAN INSTITUTE OF TECHNOLOGY KANPUR**

**ACCOUNT - II**

**SCHEDULE FORMING PART OF BALANCE SHEET**

**SCHEDULE - '3B' (Consolidated Balance Sheet)**

**SCHEDULE - 'F-3'**

**SCHEDULE OF FELLOWSHIP PROJECT BALANCES AS AT 31ST MARCH'2022**

PROJECT NUMBER	SPONSOR CODE	SPONSOR NAME	OPENING BALANCE - 01.04.2021		EXPENDITURES	RECEIPTS	CLOSING BALANCE - 31.03.2022	
			DEBIT	CREDIT			DEBIT	CREDIT
2011191H	TCS	TATA CONSULTANCY SERVICES	-	2,57,000	-	-	-	2,57,000
2011191I	TCS	TATA CONSULTANCY SERVICES	-	1,34,274	-	-	-	1,34,274
2011191J	TCS	TATA CONSULTANCY SERVICES	-	2,67,065	-	-	-	2,67,065
2011191K	TCS	TATA CONSULTANCY SERVICES	-	3,96,323	-	-	-	3,96,323
2011191L	TCS	TATA CONSULTANCY SERVICES	-	3,93,000	-	-	-	3,93,000
2011191M	TCS	TATA CONSULTANCY SERVICES	-	3,52,222	-	-	-	3,52,222
2011191N	TCS	TATA CONSULTANCY SERVICES	-	3,13,903	-	-	-	3,13,903
2011191O	TCS	TATA CONSULTANCY SERVICES	-	1,08,000	5,24,000	5,40,000	-	1,24,000
2011191P	TCS	TATA CONSULTANCY SERVICES	-	1,08,000	6,15,970	5,40,000	-	32,030
2011191Q	TCS	TATA CONSULTANCY SERVICES	4,23,810	-	9,00,000	15,16,000	-	1,92,190
2011191R	TCS	TATA CONSULTANCY SERVICES	-	2,23,189	5,26,685	4,92,000	-	1,88,504
2011191S	TCS	TATA CONSULTANCY SERVICES	-	2,64,000	5,52,249	4,92,000	-	2,03,751
2011191T	TCS	TATA CONSULTANCY SERVICES	-	2,64,000	5,46,924	4,92,000	-	2,09,076
2011191U	TCS	TATA CONSULTANCY SERVICES	-	2,64,000	4,92,000	4,92,000	-	2,64,000
2011191V	TCS	TATA CONSULTANCY SERVICES	-	2,64,000	5,85,835	4,92,000	-	1,70,165
2011191W	TCS	TATA CONSULTANCY SERVICES	-	2,64,000	4,92,000	4,92,000	-	2,64,000
19990130	UGC	UNIVERSITY GRANTS COMMISSION	-	75,34,728	-	-	-	75,34,728
2014329	UGC	UNIVERSITY GRANTS COMMISSION	-	86,12,987	1,78,226	22,08,551	-	1,06,43,312
2014035	WT	WELLCOME TRUST DBT	4,31,873	-	3,69,150	6,85,615	1,15,408	-
<b>TOTAL</b>			<b>2,57,83,844</b>	<b>10,27,87,222</b>	<b>10,96,85,182</b>	<b>14,16,11,920</b>	<b>1,51,85,367</b>	<b>12,41,15,483</b>



**INDIAN INSTITUTE OF TECHNOLOGY KANPUR****ACCOUNT - II****SCHEDULE FORMING PART OF BALANCE SHEET****SCHEDULE - '3C' (Consolidated Balance Sheet)****SCHEDULE - 'F-4'****SCHEDULE OF OTHER PROJECT BALANCES AS AT 31ST MARCH'2022**

PROJECT NUMBER	PROJECT TYPE	SPONSOR CODE	SPONSOR NAME	OPENING BALANCE - 01.04.2021		EXPENDITURES	RECEIPTS	CLOSING BALANCE - 31.03.2022	
				DEBIT	CREDIT			DEBIT	CREDIT
20030140	CNF	HAL	HINDUSTAN AERONAUTICS LTD	-	8,66,359	8,66,359	-	-	-
20040005	CNF	IITK	INDIAN INSTITUTE OF TECHNOLOGY	-	4,286	-	-	-	4,286
20040077	CNF	AICTE	ALL INDIA COUNCIL OF TECH EDU	-	3	-	-	-	3
20040139	CNF	DST	DEPARTMENT OF SC.& TECHNOLOGY	-	2,77,498	-	-	-	2,77,498
20040151	CNF	ARDB	AERONAUTICS R&D BOARD	-	39,547	-	-	-	39,547
20040280	CNF	IRDT	INSTITUTE OF RESEARCH DEVELOPMENT & TRAINING,	-	226	-	-	-	226
20050040	CNF	SIDA	SIDA	-	1,940	-	-	-	1,940
20050200	CNF	ASCE	AMERICAN SOCIETY OF CIVIL ENGINEERS	-	25,730	-	-	-	25,730
20050211	CNF	DST	DEPARTMENT OF SC.& TECHNOLOGY	-	1,688	-	-	-	1,688
20050221	CNF	CSIR	COUNCIL OF SC.& IND. RESEARCH	125	-	-	-	125	-
20050242	CNF	AICTE	ALL INDIA COUNCIL OF TECH EDU	-	26,776	-	-	-	26,776
20060048	CNF	IITK	INDIAN INSTITUTE OF TECHNOLOGY	7,41,615	-	-	-	7,41,615	-
20060096	CNF	NPEEE	NATIONAL PROGRAMME ON EARTHQUAKE ENGINEERING EDUCATION	-	2,450	-	-	-	2,450
20060108	CNF	IITK	INDIAN INSTITUTE OF TECHNOLOGY	-	1,77,341	-	-	-	1,77,341
20060139	CNF	MHRD	MIN. OF HUMAN RESOURCE DEVELOP	74,609	-	-	-	74,609	-
20060180	CNF	DST	DEPARTMENT OF SC.& TECHNOLOGY	38,546	-	-	-	38,546	-

**INDIAN INSTITUTE OF TECHNOLOGY KANPUR****ACCOUNT - II****SCHEDULE FORMING PART OF BALANCE SHEET****SCHEDULE - '3C' (Consolidated Balance Sheet)****SCHEDULE - 'F-4'****SCHEDULE OF OTHER PROJECT BALANCES AS AT 31ST MARCH'2022**

PROJECT NUMBER	PROJECT TYPE	SPONSOR CODE	SPONSOR NAME	OPENING BALANCE - 01.04.2021		EXPENDITURES	RECEIPTS	CLOSING BALANCE - 31.03.2022	
				DEBIT	CREDIT			DEBIT	CREDIT
20060222	CNF	DST	DEPARTMENT OF SC.& TECHNOLOGY	25,000	-	-	-	25,000	-
20060306	CNF	DST	DEPARTMENT OF SC.& TECHNOLOGY	1,57,054	-	-	-	1,57,054	-
20060307	CNF	MIS001	misc	6,132	-	-	-	6,132	-
20060322	CNF	MOT	MINISTRY OF TEXTILES	1,23,862	-	-	-	1,23,862	-
20070083	CNF	DST	DEPARTMENT OF SC.& TECHNOLOGY	-	2,795	-	-	-	2,795
20070153	CNF	DST	DEPARTMENT OF SC.& TECHNOLOGY	11,033	-	-	-	11,033	-
20070209	CNF	ARDB	AERONAUTICS R&D BOARD	50,000	-	-	50,000	-	-
20070215	CNF	MIB	MIN. OF INFORMATION & BROADCAST	-	4,38,625	-	-	-	4,38,625
20070262	CNF	JCBL	JCBL	5,878	-	-	-	5,878	-
20070281	CNF	MHRD	MIN. OF HUMAN RESOURCE DEVELOP	-	2,995	-	-	-	2,995
20080002	CNF	MIS001	misc	21,398	-	-	-	21,398	-
20080138	CNF	IITK	INDIAN INSTITUTE OF TECHNOLOGY	2,38,129	-	-	-	2,38,129	-
20080150	CNF	IITK	INDIAN INSTITUTE OF TECHNOLOGY	46,558	-	-	-	46,558	-
20080214	CNF	MOCI	MINISTRY OF COMMERCE AND INDUSTRY	-	25,79,381	-	-	-	25,79,381
20080255	CNF	BITCOE	BSNL IITK TELECOM CENTRE OF EXCELLENCE	8,259	-	-	-	8,259	-
20080262	CNF	DST	DEPARTMENT OF SC.& TECHNOLOGY	-	8,117	-	-	-	8,117
20080270	CNF	DST	DEPARTMENT OF SC.& TECHNOLOGY	5,000	-	-	-	5,000	-

**INDIAN INSTITUTE OF TECHNOLOGY KANPUR****ACCOUNT - II****SCHEDULE FORMING PART OF BALANCE SHEET****SCHEDULE - '3C' (Consolidated Balance Sheet)****SCHEDULE - 'F-4'****SCHEDULE OF OTHER PROJECT BALANCES AS AT 31ST MARCH'2022**

PROJECT NUMBER	PROJECT TYPE	SPONSOR CODE	SPONSOR NAME	OPENING BALANCE - 01.04.2021		EXPENDITURES	RECEIPTS	CLOSING BALANCE - 31.03.2022	
				DEBIT	CREDIT			DEBIT	CREDIT
20080274	CNF	DST	DEPARTMENT OF SC.& TECHNOLOGY	-	3,54,988	-	-	-	3,54,988
20090014	CNF	LSL	LOHIA STARLINGAR LTD	-	26,788	-	-	-	26,788
20090129	CNF	TICB	TECNIMONT ICB PVT LTD	3,750	-	-	-	3,750	-
20090202	CNF	DST	DEPARTMENT OF SC.& TECHNOLOGY	17,500	-	-	-	17,500	-
20090205	CNF	INDOUS	INDO-US SCIENCE & TECHNOLOGY FORUM	19,233	-	-	-	19,233	-
20090212	CNF	II-GJ	GOLDEN JUBILEE	-	3	-	-	-	3
20090213	CNF	II-GJ	GOLDEN JUBILEE	-	12	-	-	-	12
20090228	CNF	DST	DEPARTMENT OF SC.& TECHNOLOGY	97,576	-	-	-	97,576	-
20090340	CNF	MIS	MIS	-	3	-	-	-	3
20090370	CNF	GJIITK	GOLDEN JUBLIEE COMMITTE, IITK	-	1,880	-	-	-	1,880
20100142	CNF	GJIITK	GOLDEN JUBLIEE COMMITTE, IITK	-	2	-	-	-	2
20100188	CNF	DST	DEPARTMENT OF SC.& TECHNOLOGY	-	77,390	-	-	-	77,390
20100241	CNF	DST	DEPARTMENT OF SC.& TECHNOLOGY	-	68,958	-	-	-	68,958
20100276	CNF	CSIR	COUNCIL OF SC.& IND. RESEARCH	51,811	-	-	-	51,811	-
20100336	CNF	DDWS	DEPARTMENT OF DRINKING AND WATER SUPPLY	2,495	-	-	-	2,495	-
20100346	CNF	DBT	DEPARTMENT OF BIOTECHNOLOGY	47,189	-	-	-	47,189	-
20110070	CNF	MIS	MIS	1,91,453	-	-	-	1,91,453	-
20110124	CNF	BRNS	BOARD OF RESEARCH IN NUCLEAR SCIENCES	-	2,56,627	-	-	-	2,56,627

**INDIAN INSTITUTE OF TECHNOLOGY KANPUR**

**ACCOUNT - II**

**SCHEDULE FORMING PART OF BALANCE SHEET**

**SCHEDULE - '3C' (Consolidated Balance Sheet)**

**SCHEDULE - 'F-4'**

**SCHEDULE OF OTHER PROJECT BALANCES AS AT 31ST MARCH'2022**

PROJECT NUMBER	PROJECT TYPE	SPONSOR CODE	SPONSOR NAME	OPENING BALANCE - 01.04.2021		EXPENDITURES	RECEIPTS	CLOSING BALANCE - 31.03.2022	
				DEBIT	CREDIT			DEBIT	CREDIT
20110278	CNF	MIS	MIS	-	75	-	-	-	75
20120057	CNF	CSIR	COUNCIL OF SC.& IND. RESEARCH	1,05,001	-	-	-	1,05,001	-
20120077	CNF	DBT	DEPARTMENT OF BIOTECHNOLOGY	7,363	-	-	-	7,363	-
20120214	CNF	NPIU	NATIONAL PROJECT IMPLEMENTATION UNIT	-	1,327	-	-	-	1,327
20120255	CNF	MIS	MIS	50,109	-	-	-	50,109	-
20130081	CNF	CSIR	COUNCIL OF SC.& IND. RESEARCH	50,000	-	-	-	50,000	-
20130335	CNF	MISC	MISCELLANEOUS	2,00,000	-	-	-	2,00,000	-
2013392	CNF	DORA	DEAN OF RESOURCES AND ALUMNI	-	43,283	-	-	-	43,283
2014113	CNF	MISC	MISCELLANEOUS	-	7,10,213	77,860	-	-	6,32,353
2014125	CNF	IEX	INDIAN ENERGY EXCHANGE LTD.	-	3,000	-	-	-	3,000
2014196	CNF	DST	DEPARTMENT OF SC.& TECHNOLOGY	5,00,000	-	-	-	5,00,000	-
2014235	CNF	SERB	SCIENCE & ENGINEERING RESEARCH BOARD	-	1,96,520	-	-	-	1,96,520
2014361	CNF	MDWS	MINISTRY OF DRINKING WATER & SANITATION	2,790	-	-	-	2,790	-
2014387	CNF	NOST	NATIONAL ORGANIC SYMPOSIUM TRUST	-	4,41,642	-	-	-	4,41,642
2014391	CNF	CAMECA	CAMECA SCIENCE AND METROLOGY SOLUTIONS	-	10,009	-	-	-	10,009
2015042	CNF	ARDB	AERONAUTICS R&D BOARD	3,095	-	-	-	3,095	-
2015157	CNF	NADP	NADP , NAGPUR	-	5,418	-	-	-	5,418
2015176	CNF	FORUM	FORUM OF REGULATORS	-	57,127	-	-	-	57,127

**INDIAN INSTITUTE OF TECHNOLOGY KANPUR****ACCOUNT - II****SCHEDULE FORMING PART OF BALANCE SHEET****SCHEDULE - '3C' (Consolidated Balance Sheet)****SCHEDULE - 'F-4'****SCHEDULE OF OTHER PROJECT BALANCES AS AT 31ST MARCH'2022**

PROJECT NUMBER	PROJECT TYPE	SPONSOR CODE	SPONSOR NAME	OPENING BALANCE - 01.04.2021		EXPENDITURES	RECEIPTS	CLOSING BALANCE - 31.03.2022	
				DEBIT	CREDIT			DEBIT	CREDIT
2015187	CNF	MISC	MISCELLANEOUS	1,80,804	-	-	-	1,80,804	-
2015287	CNF	MISC	MISCELLANEOUS	-	50,946	-	-	-	50,946
2015298	CNF	MHRD	MIN. OF HUMAN RESOURCE DEVELOP	-	31,00,000	-	-	-	31,00,000
2015298A	CNF	MHRD	MIN. OF HUMAN RESOURCE DEVELOP	-	4,37,187	-	-	-	4,37,187
2015298B	CNF	MHRD	MIN. OF HUMAN RESOURCE DEVELOP	-	3,026	-	-	-	3,026
2015298C	CNF	MHRD	MIN. OF HUMAN RESOURCE DEVELOP	-	1,069	-	-	-	1,069
2015298D	CNF	MHRD	MIN. OF HUMAN RESOURCE DEVELOP	-	43,003	-	-	-	43,003
2015298E	CNF	MHRD	MIN. OF HUMAN RESOURCE DEVELOP	-	3,24,568	-	-	-	3,24,568
2015298F	CNF	MHRD	MIN. OF HUMAN RESOURCE DEVELOP	-	458	-	-	-	458
2015301	CNF	ONRG	OFFICE OF NAVAL RESEARCH GLOBAL, DEPT. OF NAVY	-	528	-	-	-	528
2015351	CNF	MIS	MIS	-	1,45,990	-	-	-	1,45,990
2015381	CNF	MIS	MIS	-	57	-	-	-	57
2015432	CNF	SERB	SCIENCE & ENGINEERING RESEARCH BOARD	23,222	-	-	-	23,222	-
2015446	CNF	DRDO	DEFENCE R & D ORGANISATION	-	7,379	-	-	-	7,379
2016015	CNF	IITK	INDIAN INSTITUTE OF TECHNOLOGY	1,58,178	-	-	-	1,58,178	-
2016039	CNF	DST	DEPARTMENT OF SC.& TECHNOLOGY	-	16,27,686	-	-	-	16,27,686
2016046	CNF	NYU	NEW YORK UNIVERSITY	-	7,92,218	-	-	-	7,92,218

**INDIAN INSTITUTE OF TECHNOLOGY KANPUR****ACCOUNT - II****SCHEDULE FORMING PART OF BALANCE SHEET****SCHEDULE - '3C' (Consolidated Balance Sheet)****SCHEDULE - 'F-4'****SCHEDULE OF OTHER PROJECT BALANCES AS AT 31ST MARCH'2022**

PROJECT NUMBER	PROJECT TYPE	SPONSOR CODE	SPONSOR NAME	OPENING BALANCE - 01.04.2021		EXPENDITURES	RECEIPTS	CLOSING BALANCE - 31.03.2022	
				DEBIT	CREDIT			DEBIT	CREDIT
2016051	CNF	HITECH	HI TECH CHEMICALS	-	472	-	-	-	472
2016062	CNF	MHRD	MIN. OF HUMAN RESOURCE DEVELOP	-	2,03,683	2,03,683	-	-	-
2016078	CNF	MHRD	MIN. OF HUMAN RESOURCE DEVELOP	-	56,954	-	-	-	56,954
2016091	CNF	MISC	MISCELLANEOUS	-	1,60,860	-	-	-	1,60,860
2016116	CNF	MHRD	MIN. OF HUMAN RESOURCE DEVELOP	-	53,728	-	-	-	53,728
2016122	CNF	MHRD	MIN. OF HUMAN RESOURCE DEVELOP	-	1,86,616	1,86,616	-	-	-
2016123	CNF	FORUM	FORUM OF REGULATORS	-	97,645	-	-	-	97,645
2016133	CNF	MHRD	MIN. OF HUMAN RESOURCE DEVELOP	-	65,870	-	-	-	65,870
2016136	CNF	MHRD	MIN. OF HUMAN RESOURCE DEVELOP	-	17,166	-	-	-	17,166
2016161	CNF	MHRD	MIN. OF HUMAN RESOURCE DEVELOP	-	1,76,665	-	-	-	1,76,665
2016162	CNF	MISC	MISCELLANEOUS	9,070	-	-	-	9,070	-
2016168	CNF	MISC	MISCELLANEOUS	-	12,068	-	-	-	12,068
2016228	CNF	DST	DEPARTMENT OF SC.& TECHNOLOGY	-	46	-	-	-	46
2016308	CNF	R&D	R & D FUND	-	88,260	-	-	-	88,260
2016358	CNF	MHRD	MIN. OF HUMAN RESOURCE DEVELOP	-	1,68,828	-	-	-	1,68,828
2016379	CNF	MHRD	MIN. OF HUMAN RESOURCE DEVELOP	-	750	-	-	-	750
2016394	CNF	DEITY	DEPARTMENT OF ELECTRONICS AND INFORMATION TECHNOLOGY	-	52,797	52,797	-	-	-

**INDIAN INSTITUTE OF TECHNOLOGY KANPUR****ACCOUNT - II****SCHEDULE FORMING PART OF BALANCE SHEET****SCHEDULE - '3C' (Consolidated Balance Sheet)****SCHEDULE - 'F-4'****SCHEDULE OF OTHER PROJECT BALANCES AS AT 31ST MARCH'2022**

PROJECT NUMBER	PROJECT TYPE	SPONSOR CODE	SPONSOR NAME	OPENING BALANCE - 01.04.2021		EXPENDITURES	RECEIPTS	CLOSING BALANCE - 31.03.2022	
				DEBIT	CREDIT			DEBIT	CREDIT
2016417	CNF	MHRD	MIN. OF HUMAN RESOURCE DEVELOP	-	3,95,874	-	-	-	3,95,874
2016477	CNF	GOOGLE	GOOGLE ONLINE INDIA PVT.LTD	-	1,53,903	-	-	-	1,53,903
2016480	CNF	BOR	BORD OF REVENUE, UP GOVT.	-	33,453	-	-	-	33,453
2017035	CNF	MHRD	MIN. OF HUMAN RESOURCE DEVELOP	-	2,11,941	-	-	-	2,11,941
2017046	CNF	MISC	MISCELLANEOUS	2,10,777	-	-	-	2,10,777	-
2017047	CNF	MISC	MISCELLANEOUS	-	1,24,924	-	-	-	1,24,924
2017113	CNF	MISC	MISCELLANEOUS	10,10,088	-	-	-	10,10,088	-
2017129	CNF	MISC	MISCELLANEOUS	1,73,631	-	-	-	1,73,631	-
2017130	CNF	NBHM	NATIONAL BOARD OF HIGHER MATHS	-	1,18,644	-	-	-	1,18,644
2017133	CNF	MISC	MISCELLANEOUS	-	33,447	-	-	-	33,447
2017134	CNF	MISC	MISCELLANEOUS	-	40,259	-	-	-	40,259
2017159	CNF	MISC	MISCELLANEOUS	-	3,600	-	-	-	3,600
2017216	CNF	MHRD	MIN. OF HUMAN RESOURCE DEVELOP	-	37,771	-	-	-	37,771
2017236	CNF	UPRVUN	UP RAJYA VIDYUT UTPADAN NIGAM LTD.	-	1,34,934	1,34,934	-	-	-
2017248	CNF	DST	DEPARTMENT OF SC.& TECHNOLOGY	1,29,240	-	-	-	1,29,240	-
2017254	CNF	MISC	MISCELLANEOUS	-	66,914	66,914	-	-	-
2017276	CNF	MHRD	MIN. OF HUMAN RESOURCE DEVELOP	-	3,574	-	-	-	3,574
2017293	CNF	AF	AIR FORCE	-	33,708	-	-	-	33,708
2017298	CNF	FORUM	FORUM OF REGULATORS	-	58,186	25,513	-	-	32,673

**INDIAN INSTITUTE OF TECHNOLOGY KANPUR****ACCOUNT - II****SCHEDULE FORMING PART OF BALANCE SHEET****SCHEDULE - '3C' (Consolidated Balance Sheet)****SCHEDULE - 'F-4'****SCHEDULE OF OTHER PROJECT BALANCES AS AT 31ST MARCH'2022**

PROJECT NUMBER	PROJECT TYPE	SPONSOR CODE	SPONSOR NAME	OPENING BALANCE - 01.04.2021		EXPENDITURES	RECEIPTS	CLOSING BALANCE - 31.03.2022	
				DEBIT	CREDIT			DEBIT	CREDIT
2017319	CNF	MHRD	MIN. OF HUMAN RESOURCE DEVELOP	-	82,635	77,635	-	-	5,000
2017329	CNF	MHRD	MIN. OF HUMAN RESOURCE DEVELOP	-	38,045	33,045	-	-	5,000
2017336	CNF	MISC	MISCELLANEOUS	-	1,89,072	-	-	-	1,89,072
2017353	CNF	MHRD	MIN. OF HUMAN RESOURCE DEVELOP	-	23,488	-	-	-	23,488
2017361	CNF	CGBMS	CENTRE FOR GANGA RIVER BASIN MANAGEMENT AND STUDIES	-	28,19,919	12,64,840	39,50,944	-	55,06,023
2017369	CNF	DFID	DEARTMENT FOR INTERNATIONAL DEVELOPMENT (DFID).	11,67,832	-	2,57,85,917	3,67,68,306	-	98,14,557
2017384	CNF	MHRD	MIN. OF HUMAN RESOURCE DEVELOP	-	1,400	1,400	-	-	-
2017390	CNF	DST	DEPARTMENT OF SC.& TECHNOLOGY	2,43,600	-	-	-	2,43,600	-
2017395	CNF	MHRD	MIN. OF HUMAN RESOURCE DEVELOP	-	2,44,887	-	-	-	2,44,887
2017406	CNF	MHRD	MIN. OF HUMAN RESOURCE DEVELOP	-	2,51,215	-	-	-	2,51,215
2017408	CNF	CSIR	COUNCIL OF SC.& IND. RESEARCH	1,00,000	-	-	-	1,00,000	-
2017426	CNF	MHRD	MIN. OF HUMAN RESOURCE DEVELOP	-	50,421	-	-	-	50,421
2017427	CNF	MHRD	MIN. OF HUMAN RESOURCE DEVELOP	-	26,696	-	-	-	26,696
2017458	CNF	MHRD	MIN. OF HUMAN RESOURCE DEVELOP	-	18,735	-	-	-	18,735
2017472	CNF	DST	DEPARTMENT OF SC.& TECHNOLOGY	-	2,043	-	-	-	2,043



**INDIAN INSTITUTE OF TECHNOLOGY KANPUR**

**ACCOUNT - II**

**SCHEDULE FORMING PART OF BALANCE SHEET**

**SCHEDULE - '3C' (Consolidated Balance Sheet)**

**SCHEDULE - 'F-4'**

**SCHEDULE OF OTHER PROJECT BALANCES AS AT 31ST MARCH'2022**

PROJECT NUMBER	PROJECT TYPE	SPONSOR CODE	SPONSOR NAME	OPENING BALANCE - 01.04.2021		EXPENDITURES	RECEIPTS	CLOSING BALANCE - 31.03.2022	
				DEBIT	CREDIT			DEBIT	CREDIT
2018005	CNF	MISC	MISCELLANEOUS	50,000	-	-	-	50,000	-
2018078	CNF	CSIR	COUNCIL OF SC.& IND. RESEARCH	50,000	-	-	-	50,000	-
2018094	CNF	AMD	AMD INDIA	10,041	-	-	10,041	-	-
2018104	CNF	TATAST	TATA STEELS LTD.,	-	40	-	-	-	40
2018160	CNF	MISC	MISCELLANEOUS	-	85	-	-	-	85
2018170	CNF	MHRD	MIN. OF HUMAN RESOURCE DEVELOP	-	1,000	-	-	-	1,000
2018177	CNF	MHRD	MIN. OF HUMAN RESOURCE DEVELOP	-	2,39,610	-	-	-	2,39,610
2018200	CNF	MISC	MISCELLANEOUS	-	25,424	-	-	-	25,424
2018227	CNF	MEA	MINISTRY OF EXTERNAL AFFAIRS	-	51,60,740	1,53,750	-	-	50,06,990
2018240	CNF	MHRD	MIN. OF HUMAN RESOURCE DEVELOP	-	37,245	-	-	-	37,245
2018286	CNF	DST	DEPARTMENT OF SC.& TECHNOLOGY	50,000	-	-	-	50,000	-
2018295	CNF	SERB	SCIENCE & ENGINEERING RESEARCH BOARD	-	1,10,655	-	-	-	1,10,655
2018337	CNF	MISC	MISCELLANEOUS	4,436	-	-	-	4,436	-
2018364	CNF	DORA	DEAN OF RESOURCES AND ALUMNI	50,262	-	-	50,262	-	-
2018457	CNF	RBI	RBI	-	10,65,761	4,03,330	20,15,413	-	26,77,844
2018504	CNF	RDSO	R.D.S.O.	-	15,094	-	-	-	15,094
2019051	CNF	DST	DEPARTMENT OF SC.& TECHNOLOGY	19,634	-	-	-	19,634	-
2019091	CNF	MHRD	MIN. OF HUMAN RESOURCE DEVELOP	7,78,714	-	-	-	7,78,714	-

**INDIAN INSTITUTE OF TECHNOLOGY KANPUR****ACCOUNT - II****SCHEDULE FORMING PART OF BALANCE SHEET****SCHEDULE - '3C' (Consolidated Balance Sheet)****SCHEDULE - 'F-4'****SCHEDULE OF OTHER PROJECT BALANCES AS AT 31ST MARCH'2022**

PROJECT NUMBER	PROJECT TYPE	SPONSOR CODE	SPONSOR NAME	OPENING BALANCE - 01.04.2021		EXPENDITURES	RECEIPTS	CLOSING BALANCE - 31.03.2022	
				DEBIT	CREDIT			DEBIT	CREDIT
2019100	CNF	NBHM	NATIONAL BOARD OF HIGHER MATHS	40,000	-	-	-	40,000	-
2019310	CNF	MISC	MISCELLANEOUS	-	13,93,250	9,32,286	28,63,520	-	33,24,484
2019382	CNF	R&D	R & D FUND	-	5,58,000	-	-	-	5,58,000
2020220	CNF	DST	DEPARTMENT OF SC.& TECHNOLOGY	2,48,862	-	-	-	2,48,862	-
2021417	CNF	DST	DEPARTMENT OF SC.& TECHNOLOGY	-	-	30,607	40,000	-	9,393
19970046	CON	PTPS	PARICHHA THERMAL POWER STATION	-	48,900	-	-	-	48,900
19970180	CON	PTPS	PARICHHA THERMAL POWER STATION	-	28,700	-	-	-	28,700
19970273	CON	SAIL	STEEL AUTHORITY OF INDIA	77,816	-	-	-	77,816	-
19970303	CON	MISC	MISCELLANEOUS	-	37,485	-	-	-	37,485
19970320	CON	MIS001	misc	-	24,374	-	-	-	24,374
19980120	CON	ISRO	INDIAN SPACE RES. ORGANIZATION	37,005	-	-	-	37,005	-
19980240	CON	LML	LML	-	17,022	-	-	-	17,022
19990053	CON	MIS001	misc	-	1,130	-	-	-	1,130
19990254	CON	NSF	NATIONAL SCIENCE FOUNDATION	-	2,29,948	-	-	-	2,29,948
20000204	CON	AVAYA	AVAYA RESEARCH NJ	2	-	-	-	2	-
20010058	CON	MICSOFT	MICROSOFT CORPORATION	-	41,776	-	-	-	41,776
20010071	CON	IT&E	DEVELOPMENT & APPLICATION OF U.P. SPATIAL DECISION SUPPORT SYSTEM	1,155	-	-	-	1,155	-
20010146	CON	TISCO	TATA IRON & STEEL COMPANY	-	2,403	-	-	-	2,403

**INDIAN INSTITUTE OF TECHNOLOGY KANPUR****ACCOUNT - II****SCHEDULE FORMING PART OF BALANCE SHEET****SCHEDULE - '3C' (Consolidated Balance Sheet)****SCHEDULE - 'F-4'****SCHEDULE OF OTHER PROJECT BALANCES AS AT 31ST MARCH'2022**

PROJECT NUMBER	PROJECT TYPE	SPONSOR CODE	SPONSOR NAME	OPENING BALANCE - 01.04.2021		EXPENDITURES	RECEIPTS	CLOSING BALANCE - 31.03.2022	
				DEBIT	CREDIT			DEBIT	CREDIT
20010264	CON	MIS001	misc	-	4,053	-	-	-	4,053
20020193	CON	BARC	BHABHA ATOMIC RESEARCH CENTRE	3,191	-	-	-	3,191	-
20020230	CON	RDSO	R.D.S.O.	11,262	-	-	-	11,262	-
20020306	CON	HAL	HINDUSTAN AERONAUTICS LTD	-	19,780	-	-	-	19,780
20020327	CON	RDSO	R.D.S.O.	-	29,00,000	-	-	-	29,00,000
20020328	CON	RDSO	R.D.S.O.	-	22,50,000	-	-	-	22,50,000
20030076	CON	HAL	HINDUSTAN AERONAUTICS LTD	-	49	-	-	-	49
20030104	CON	MIS001	misc	-	75,454	75,454	-	-	-
20030127	CON	JO	JUBILANT ORGNOSYS	-	98,536	-	-	-	98,536
20030187	CON	MIS001	misc	-	12,034	-	-	-	12,034
20030209	CON	MIS001	misc	-	1,85,598	1,85,598	-	-	-
20030260	CON	NEOMAG	NEOMAGIC	19,898	-	-	-	19,898	-
20030294	CON	BURGEA	BURGE AP/ETI, CEDEX FRANCE	-	1,157	1,157	-	-	-
20040044	CON	MIS001	misc	-	425	-	-	-	425
20040084	CON	NBRI	NATIONAL BOTANICAL RESEARCH INSTITUTE	1,330	-	-	-	1,330	-
20040089	CON	MIS001	misc	-	21,176	-	-	-	21,176
20040119	CON	CMERI	CENTRAL MECHANICAL ENGINEERING RESEARCH INSTITUTE	-	21	-	-	-	21
20040158	CON	MIS001	misc	-	902	-	-	-	902
20040162	CON	NEDA	NON-CONVENTIONAL ENERGY DEVELOPMENT AGENCY, UP	778	-	-	-	778	-

**INDIAN INSTITUTE OF TECHNOLOGY KANPUR****ACCOUNT - II****SCHEDULE FORMING PART OF BALANCE SHEET****SCHEDULE - '3C' (Consolidated Balance Sheet)****SCHEDULE - 'F-4'****SCHEDULE OF OTHER PROJECT BALANCES AS AT 31ST MARCH'2022**

PROJECT NUMBER	PROJECT TYPE	SPONSOR CODE	SPONSOR NAME	OPENING BALANCE - 01.04.2021		EXPENDITURES	RECEIPTS	CLOSING BALANCE - 31.03.2022	
				DEBIT	CREDIT			DEBIT	CREDIT
20040192	CON	CPCB	CENTRAL POLLUTION CONTROL BOARD	-	386	-	-	-	386
20040226	CON	NRGN	NEUROGEN CORPORATION	2,19,693	-	-	-	2,19,693	-
20040229	CON	THIL	THREADS INDIA LIMITED	-	1,789	-	-	-	1,789
20040311	CON	NTPC	NTPC	-	170	-	-	-	170
20050029	CON	NBRI	NATIONAL BOTANICAL RESEARCH INSTITUTE	171	-	-	-	171	-
20050095	CON	CHEVRO	CHEVRON	-	2,884	-	-	-	2,884
20050100	CON	TEGA	TEGA INDUSTRIES	-	12,672	-	-	-	12,672
20050172	CON	NHAI	NATIONAL HIGHWAY AUTHORITY OF INDIA	6,598	-	-	-	6,598	-
20050266	CON	TATAST	TATA STEELS LTD.,	-	19,866	-	-	-	19,866
20050313	CON	INFOSY	INFOSYS TECHNOLOGIES LTD.	-	1	-	-	-	1
20060014	CON	HAL	HINDUSTAN AERONAUTICS LTD	131	-	-	-	131	-
20060041	CON	MIS001	misc	20	-	-	-	20	-
20060061	CON	MDC	MAUDAHA DAM CONSTRUCTION DIVISION-1	-	343	-	-	-	343
20060083	CON	EXECUT	EXECUTIVE ENGINEER(C)III	-	854	-	-	-	854
20060105	CON	UPJN	U P JAL NIGAM	916	-	-	-	916	-
20060153	CON	MIS001	misc	-	12,455	-	-	-	12,455
20060163	CON	MIS001	misc	-	957	-	-	-	957
20060166	CON	ITC	INDIA THERMIT CORPORATION	-	37,147	-	-	-	37,147
20060179	CON	BOEING	BOEING	-	2,14,114	-	-	-	2,14,114
20060182	CON	JINDAL	JINDAL STAINLESS LIMITED	-	52	-	-	-	52

**INDIAN INSTITUTE OF TECHNOLOGY KANPUR****ACCOUNT - II****SCHEDULE FORMING PART OF BALANCE SHEET****SCHEDULE - '3C' (Consolidated Balance Sheet)****SCHEDULE - 'F-4'****SCHEDULE OF OTHER PROJECT BALANCES AS AT 31ST MARCH'2022**

PROJECT NUMBER	PROJECT TYPE	SPONSOR CODE	SPONSOR NAME	OPENING BALANCE - 01.04.2021		EXPENDITURES	RECEIPTS	CLOSING BALANCE - 31.03.2022	
				DEBIT	CREDIT			DEBIT	CREDIT
20060187	CON	INTEL	INTEL TECHNOLOGY INDIA PVT.LTD.	-	1	-	-	-	1
20060199	CON	MIS001	misc	-	7,312	-	-	-	7,312
20060248	CON	NEUROG	NEUROGEN CORPORATION	10,869	-	-	-	10,869	-
20060251	CON	NXPSEM	NXP SEMICONDUCTER (FOUNDED BY PHILIPS)	-	31,421	-	-	-	31,421
20060260	CON	MCIT	MINISTRY OF COMMUNICATION & INFORMATION TECHNOLOGY	84,000	-	-	-	84,000	-
20060319	CON	ASP	ASIA PACIFIC NETWORK	-	1	-	-	-	1
20060336	CON	MOT	MINISTRY OF TEXTILES	1,57,287	-	-	-	1,57,287	-
20070073	CON	MIS001	misc	-	9,250	-	-	-	9,250
20070076	CON	NISG	NISG	-	4,69,576	-	-	-	4,69,576
20070091	CON	AOR	AGARWAL OIL REFINERY	-	257	-	-	-	257
20070096	CON	CHEVRO	CHEVRON	-	1,15,289	-	-	-	1,15,289
20070118	CON	MOEF	MINISTRY OF ENVIRONMENT AND FOREST	-	1	-	-	-	1
20070168	CON	FORBES	FORBES	49,939	-	-	-	49,939	-
20070170	CON	CRCCAR	CRC CARE PTY LTD	-	1	-	-	-	1
20070191	CON	LSL	LOHIA STARLINGAR LTD	-	2,000	-	-	-	2,000
20070196	CON	RPG	RPG	6,627	-	-	-	6,627	-
20070247	CON	UNDP	UNITED NATION DEVELOP PROGRAM	-	1,00,000	-	-	-	1,00,000
20070263	CON	MIS001	misc	-	8,509	-	-	-	8,509
20070296	CON	P&G	PROCTOR & GAMBLE	-	632	-	-	-	632
20070309	CON	MIS001	misc	-	431	-	-	-	431

**INDIAN INSTITUTE OF TECHNOLOGY KANPUR**

**ACCOUNT - II**

**SCHEDULE FORMING PART OF BALANCE SHEET**

**SCHEDULE - '3C' (Consolidated Balance Sheet)**

**SCHEDULE - 'F-4'**

**SCHEDULE OF OTHER PROJECT BALANCES AS AT 31ST MARCH'2022**

PROJECT NUMBER	PROJECT TYPE	SPONSOR CODE	SPONSOR NAME	OPENING BALANCE - 01.04.2021		EXPENDITURES	RECEIPTS	CLOSING BALANCE - 31.03.2022	
				DEBIT	CREDIT			DEBIT	CREDIT
20070311	CON	IOF	INDIAN ORDINANCE FACTORY	-	1	-	-	-	1
20080003	CON	ENVIRO	ENVIROTECH INSTRUMENT PVT LTD	-	21,59,885	28,06,524	34,86,000	-	28,39,361
20080007	CON	IWAI	INLAND WATERWAYS AUTHORITY OF INDIA	1,918	-	-	-	1,918	-
20080037	CON	ASSOTE	ASSOTECH	-	2,500	-	-	-	2,500
20080054	CON	NHAI	NATIONAL HIGHWAY AUTHORITY OF INDIA	-	38,215	-	-	-	38,215
20080182	CON	UPSBC	U.P. STATE BRIDGE CORPORATION	4,735	-	-	-	4,735	-
20080185	CON	UPCB	U.P. POLLUTION CONTROL BOARD	-	55,652	55,652	-	-	-
20080187	CON	GEIB/R	GRANSON ENGINEER (I)B/R	-	2,335	-	-	-	2,335
20080198	CON	GPI	GREEN PEACE INDIA	-	15,634	-	-	-	15,634
20080237	CON	MS	MANTHAN SEMICONDUCTORS	-	92,708	-	-	-	92,708
20080298	CON	GICL	GICL	-	5,847	-	-	-	5,847
20080324	CON	ASI	ARCHAEOLOGICAL SURVEY OF INDIA	-	3,830	-	-	-	3,830
20080337	CON	AIDE	ADVANIDE	-	169	-	-	-	169
20080356	CON	CPCB	CENTRAL POLLUTION CONTROL BOARD	-	2,201	2,201	-	-	-
20090009	CON	PMDM	PM DIMENSIONS, MUMBAI	-	2,681	2,681	-	-	-
20090022	CON	MOEF	MINISTRY OF ENVIRONMENT AND FOREST	-	2,96,943	2,96,943	-	-	-
20090082	CON	ARDE	ARMAMENT RES & DEV ESTABLISH.	-	1,665	1,665	-	-	-

**INDIAN INSTITUTE OF TECHNOLOGY KANPUR****ACCOUNT - II****SCHEDULE FORMING PART OF BALANCE SHEET****SCHEDULE - '3C' (Consolidated Balance Sheet)****SCHEDULE - 'F-4'****SCHEDULE OF OTHER PROJECT BALANCES AS AT 31ST MARCH'2022**

PROJECT NUMBER	PROJECT TYPE	SPONSOR CODE	SPONSOR NAME	OPENING BALANCE - 01.04.2021		EXPENDITURES	RECEIPTS	CLOSING BALANCE - 31.03.2022	
				DEBIT	CREDIT			DEBIT	CREDIT
20090083	CON	UNICEF	UNITED NATIONS CHILDRENS FUND	-	4,44,726	4,44,726	-	-	-
20090099	CON	UPSIDC	U.P.SMALL INDUSTRY DEV.CORPN.	-	1	-	-	-	1
20090127	CON	SENG	SAMSUNG ENGINEERING	-	10	-	-	-	10
20090131	CON	IK	INTERRALT KOLKATTA	-	57,114	-	-	-	57,114
20090136	CON	MEF	MIN. OF ENVIRONMENT & FOREST	-	54,833	54,833	-	-	-
20090178	CON	GGRB	GE GLOBAL RESEARCH,BANGLORE	-	351	-	-	-	351
20090190	CON	GSDMA	GUJARAT STATE DISASTER MANAGEMENT AUTHORITY	-	1,700	-	-	-	1,700
20090272	CON	PWD	PWD	-	1,636	-	-	-	1,636
20090294	CON	LDA	LUCKNOW DEVELOPMENT AUTHORITY	-	1,796	-	-	-	1,796
20090357	CON	NEHU	NEHU	-	50	-	-	-	50
20100007	CON	SCL(SH	SCL (SHREE CEMENT LTD)	395	-	-	-	395	-
20100018	CON	QUALCO	QUALCOMM	-	2,44,969	-	-	-	2,44,969
20100035	CON	MIS	MIS	62,591	-	-	-	62,591	-
20100046	CON	L&TG	L&T	-	5,346	-	-	-	5,346
20100068	CON	RDSO	R.D.S.O.	7,750	-	-	-	7,750	-
20100189	CON	L&T-GU	L&T-GULF	-	7	-	-	-	7
20100219	CON	INTEL	INTEL TECHNOLOGY INDIA PVT.LTD.	-	2	-	-	-	2
20100279	CON	UPCB	U.P. POLLUTION CONTROL BOARD	-	3,67,426	18,01,964	17,68,491	-	3,33,953
20100301	CON	TECHNO	TECHNO CARE (ENGINEERS & CONSULTANTS)	-	800	-	-	-	800

**INDIAN INSTITUTE OF TECHNOLOGY KANPUR**

**ACCOUNT - II**

**SCHEDULE FORMING PART OF BALANCE SHEET**

**SCHEDULE - '3C' (Consolidated Balance Sheet)**

**SCHEDULE - 'F-4'**

**SCHEDULE OF OTHER PROJECT BALANCES AS AT 31ST MARCH'2022**

PROJECT NUMBER	PROJECT TYPE	SPONSOR CODE	SPONSOR NAME	OPENING BALANCE - 01.04.2021		EXPENDITURES	RECEIPTS	CLOSING BALANCE - 31.03.2022	
				DEBIT	CREDIT			DEBIT	CREDIT
20100324	CON	NLC	NEYVELI LIGNITE CORPORATION LIMITED	-	482	-	-	-	482
20100331	CON	UPSE	UTTAR PRADESH STOCK EXCHANGE	-	800	-	-	-	800
20100361	CON	EEC	ELECTRONIC EQUIPMENT COMPANY PVT. LTD.	-	58	-	-	-	58
20100380	CON	ADRDE	AERIAL DELIVERY RESEARCH AND DEVELOPMENT ESTABLISHMENT	-	1,091	1,091	-	-	-
20110012	CON	LUPINM	LUPIN MANDI	-	888	-	-	-	888
20110051	CON	HNBEPL	HNB ENGINEERS PVT. LTD	-	5,99,779	5,99,779	-	-	-
20110054	CON	HNBEPL	HNB ENGINEERS PVT. LTD	-	2	-	-	-	2
20110057	CON	GSJ	GSJ	-	9,42,883	9,42,883	-	-	-
20110060	CON	UPG	UPG	-	29,649	29,649	-	-	-
20110075	CON	RAJAGO	RAJAGOPURAM TEMPLE SRIRANGAM, TIRUCHIRAPALLI	-	2,762	-	-	-	2,762
20110097	CON	DRDO	DEFENCE R & D ORGANISATION	55,873	-	-	-	55,873	-
20110099	CON	GEGR	GE GLOBAL RESEARCH	-	1	-	-	-	1
20110100	CON	NABARD	NABARD	-	3,25,045	-	-	-	3,25,045
20110198	CON	CPCB	CENTRAL POLLUTION CONTROL BOARD	-	25,251	-	-	-	25,251
20110290	CON	UPL	UNITED PHOSPHORUS LIMITED	60,000	-	-	-	60,000	-
20120046	CON	P&W	PRATT & WHITNEY	-	4,265	-	-	-	4,265
20120143	CON	UNILEV	UNILEVER LIMITED	-	1,40,450	-	-	-	1,40,450
20120194	CON	ANGLO	ANGLO AMERICAN NORTE	-	1,706	-	-	-	1,706



**INDIAN INSTITUTE OF TECHNOLOGY KANPUR****ACCOUNT - II****SCHEDULE FORMING PART OF BALANCE SHEET****SCHEDULE - '3C' (Consolidated Balance Sheet)****SCHEDULE - 'F-4'****SCHEDULE OF OTHER PROJECT BALANCES AS AT 31ST MARCH'2022**

PROJECT NUMBER	PROJECT TYPE	SPONSOR CODE	SPONSOR NAME	OPENING BALANCE - 01.04.2021		EXPENDITURES	RECEIPTS	CLOSING BALANCE - 31.03.2022	
				DEBIT	CREDIT			DEBIT	CREDIT
20120209	CON	UNILEV	UNILEVER LIMITED	23,820	-	20,000	56,180	-	12,360
20120211	CON	INTELC	INTEL CORPORATION	45,775	-	-	-	45,775	-
20120222	CON	CEAT	CEAT LIMITED	3,114	-	-	-	3,114	-
20120277	CON	LDA	LUCKNOW DEVELOPMENT AUTHORITY	-	72,443	-	-	-	72,443
20120283	CON	SAMSUN	SAMSUNG	298	-	-	-	298	-
20130005	CON	AR POL	AR POLYMERS PVT.LTD	-	4,501	-	-	-	4,501
20130014	CON	GTRE	GAS TURBINE RESEARCH ESTABLISHMENT	-	22,224	-	-	-	22,224
20130023	CON	STPL	SAHAJANAND TECHNOLOGIES (P) LTD. SURAT	-	10,825	-	-	-	10,825
20130031	CON	UNILEV	UNILEVER LIMITED	77,800	-	19,450	1,09,270	-	12,020
20130075	CON	MISC	MISCELLANEOUS	1,21,025	-	-	1,21,025	-	-
20130103	CON	DRDO	DEFENCE R & D ORGANISATION	-	1	-	-	-	1
20130112	CON	GAIL	GAS AUTHORITY OF INDIA LTD	-	38,550	-	-	-	38,550
20130127	CON	RDSO	R.D.S.O.	-	36	-	-	-	36
20130132	CON	DOENV	DEPARTMENT OF ENVIRONMENT	-	39,461	39,461	-	-	-
20130163	CON	UNILEV	UNILEVER LIMITED	-	54,218	-	-	-	54,218
20130206	CON	CB	CANTONMENT BOARD	-	26,984	-	-	-	26,984
20130240	CON	OFKNP	ORDINANCE FACTORY KANPUR	-	548	-	-	-	548
20130263	CON	UNILEV	UNILEVER LIMITED	57,800	-	14,450	81,180	-	8,930
20130319	CON	WHIRLP	WHIRPOOL OF INDIA LIMITED	-	1	-	-	-	1

**INDIAN INSTITUTE OF TECHNOLOGY KANPUR**

**ACCOUNT - II**

**SCHEDULE FORMING PART OF BALANCE SHEET**

**SCHEDULE - '3C' (Consolidated Balance Sheet)**

**SCHEDULE - 'F-4'**

**SCHEDULE OF OTHER PROJECT BALANCES AS AT 31ST MARCH'2022**

PROJECT NUMBER	PROJECT TYPE	SPONSOR CODE	SPONSOR NAME	OPENING BALANCE - 01.04.2021		EXPENDITURES	RECEIPTS	CLOSING BALANCE - 31.03.2022	
				DEBIT	CREDIT			DEBIT	CREDIT
20130353	CON	BIPCC	BANTHAR INDUSTRIAL POLLUTION CONTROL COMPANY	-	5,047	5,047	-	-	-
2013358	CON	STUP	STUP CONSULTANTS PVT. LTD	-	12,074	12,074	-	-	-
2013362	CON	UNILEV	UNILEVER LIMITED	-	1,336	-	-	-	1,336
2013393	CON	HMEL	HPCL-MITTAL ENERGY LIMITED	-	6,10,694	-	-	-	6,10,694
2013395	CON	ADRDE	AERIAL DELIVERY RESEARCH AND DEVELOPMENT ESTABLISHMENT	-	1	-	-	-	1
2014069	CON	PNC	PNC INFRATECH LIMITED	124	-	-	-	124	-
2014073	CON	PGCI	POWER GRID CORP. OF INDIA	-	22,310	-	-	-	22,310
2014114	CON	ADRDE	AERIAL DELIVERY RESEARCH AND DEVELOPMENT ESTABLISHMENT	-	5,869	-	-	-	5,869
2014159	CON	OFKNP	ORDINANCE FACTORY KANPUR	1,250	-	-	-	1,250	-
2014164	CON	HAL	HINDUSTAN AERONAUTICS LTD	6,617	-	-	-	6,617	-
2014179	CON	SHELL	SHELL	-	-	69,72,647	69,72,647	-	-
2014227	CON	ELENIX	ELENIX INC.	-	12	-	-	-	12
2014278	CON	UNILEV	UNILEVER LIMITED	-	-	5,303	25,000	-	19,697
2014296	CON	HAL	HINDUSTAN AERONAUTICS LTD	-	5	-	-	-	5
2014321	CON	UNILEV	UNILEVER LIMITED	-	903	-	-	-	903

**INDIAN INSTITUTE OF TECHNOLOGY KANPUR**

**ACCOUNT - II**

**SCHEDULE FORMING PART OF BALANCE SHEET**

**SCHEDULE - '3C' (Consolidated Balance Sheet)**

**SCHEDULE - 'F-4'**

**SCHEDULE OF OTHER PROJECT BALANCES AS AT 31ST MARCH'2022**

PROJECT NUMBER	PROJECT TYPE	SPONSOR CODE	SPONSOR NAME	OPENING BALANCE - 01.04.2021		EXPENDITURES	RECEIPTS	CLOSING BALANCE - 31.03.2022	
				DEBIT	CREDIT			DEBIT	CREDIT
2014395	CON	VSSL	VARDHMAN SPECIAL STEELS LTD.	8,73,620	-	-	-	8,73,620	-
2015008	CON	ARAI	THE AUTOMOTIVE RESEARCH ASSOCIATION OF INDIA	-	3,258	-	-	-	3,258
2015017	CON	WWF-I	WWF- INDIA	-	2,38,274	2,38,274	-	-	-
2015024	CON	MIS	MIS	-	2,53,369	14,32,206	11,86,722	-	7,885
2015072	CON	HAL	HINDUSTAN AERONAUTICS LTD	-	59,215	-	-	-	59,215
2015114	CON	UNILEV	UNILEVER LIMITED	-	34,227	-	-	-	34,227
2015164	CON	LDA	LUCKNOW DEVELOPMENT AUTHORITY	-	19,709	-	-	-	19,709
2015175	CON	UPSIDC	U.P.SMALL INDUSTRY DEV.CORPN.	-	67	-	-	-	67
2015193	CON	UNILEV	UNILEVER LIMITED	-	1	5,442	28,438	-	22,997
2015212	CON	UNILEV	UNILEVER LIMITED	-	-	5,503	28,750	-	23,247
2015240	CON	SVEC	SHREE VIJAYA ENGG.& CONSTRUCTION PVT.LTD	-	2,245	2,245	-	-	-
2015248	CON	AIL	AARTI INDUSTRIES LIMITED	16,033	-	-	-	16,033	-
2015263	CON	MISC	MISCELLANEOUS	-	53,392	22,935	-	-	30,457
2015283	CON	UPNEDA	UPNEDA	-	25,000	-	-	-	25,000
2015363	CON	UPSIDC	U.P.SMALL INDUSTRY DEV.CORPN.	2,86,250	-	-	-	2,86,250	-
2015370	CON	NTPC	NTPC	-	1,94,877	-	-	-	1,94,877
2015407	CON	DRDO	DEFENCE R & D ORGANISATION	-	3,79,559	-	-	-	3,79,559
2015420	CON	MISC	MISCELLANEOUS	-	1,10,819	94,024	69,894	-	86,689

**INDIAN INSTITUTE OF TECHNOLOGY KANPUR****ACCOUNT - II****SCHEDULE FORMING PART OF BALANCE SHEET****SCHEDULE - '3C' (Consolidated Balance Sheet)****SCHEDULE - 'F-4'****SCHEDULE OF OTHER PROJECT BALANCES AS AT 31ST MARCH'2022**

PROJECT NUMBER	PROJECT TYPE	SPONSOR CODE	SPONSOR NAME	OPENING BALANCE - 01.04.2021		EXPENDITURES	RECEIPTS	CLOSING BALANCE - 31.03.2022	
				DEBIT	CREDIT			DEBIT	CREDIT
2016002	CON	WRMS	WEATHER RISK MANAGEMENT SERVICE PVT.LTD.	-	1	-	-	-	1
2016020	CON	UPERC	UTTAR PRADESH ELECTRICITY REGULATORY COMMISSION	-	3,67,152	-	-	-	3,67,152
2016066	CON	STUP	STUP CONSULTANTS PVT. LTD	-	20,00,812	20,00,812	-	-	-
2016111	CON	MOWRG	MINISTRY OF WATER RESOURCES,RIVER DEVELOPMENT & GANGA REJUVENATION	-	7,568	7,568	-	-	-
2016130	CON	MISC	MISCELLANEOUS	-	2,09,299	2,14,193	4,894	-	-
2016220	CON	NKL	NANO KERNEL LTD.	-	1,24,200	-	-	-	1,24,200
2016238	CON	MISC	MISCELLANEOUS	-	15,41,250	24,76,502	9,35,252	-	-
2016276	CON	L&TC	L&T CONSTRUCTION	-	1	-	-	-	1
2016281	CON	UNILEV	UNILEVER LIMITED	-	15,42,453	73,250	1,15,000	-	15,84,203
2016288	CON	NTPC	NTPC	-	10,16,416	-	-	-	10,16,416
2016289	CON	NTPC	NTPC	-	19,182	-	-	-	19,182
2016297	CON	CADMIN	CHANDIGARH ADMINISTRATION	-	61,976	-	-	-	61,976
2016314	CON	FACE	FACEFIRST, INC.	-	22,175	-	-	-	22,175
2016318	CON	TASL	TATA ADVANCED SYSTEMS LIMITED	-	3,32,392	23,25,392	19,93,000	-	-
2016323	CON	EPI	ENGINEERING PROJECT (INDIA) LTD.	-	85,135	-	-	-	85,135
2016325	CON	SGRI	SAINT GOBAIN RESEARCH INDIA	-	18,410	-	-	-	18,410

**INDIAN INSTITUTE OF TECHNOLOGY KANPUR**

**ACCOUNT - II**

**SCHEDULE FORMING PART OF BALANCE SHEET**

**SCHEDULE - '3C' (Consolidated Balance Sheet)**

**SCHEDULE - 'F-4'**

**SCHEDULE OF OTHER PROJECT BALANCES AS AT 31ST MARCH'2022**

PROJECT NUMBER	PROJECT TYPE	SPONSOR CODE	SPONSOR NAME	OPENING BALANCE - 01.04.2021		EXPENDITURES	RECEIPTS	CLOSING BALANCE - 31.03.2022	
				DEBIT	CREDIT			DEBIT	CREDIT
2016343	CON	IOF	INDIAN ORDINANCE FACTORY	-	320	-	-	-	320
2016351	CON	TCS	TATA CONSULTANCY SERVICES	-	2,987	-	-	-	2,987
2016372	CON	LOHIA	LOHIA CORP. LTD.	-	47,757	-	-	-	47,757
2016382	CON	MISC	MISCELLANEOUS	-	82,166	2,54,631	3,67,200	-	1,94,735
2016431	CON	ADE	AERONAUTICAL DEVELOPMENT ESTABLISHMENT	1,52,279	-	-	1,52,279	-	-
2016462	CON	ILPL	IQBAL LEATHERS PVT. LTD.	-	1,00,000	1,00,000	-	-	-
2016468	CON	L&T-GU	L&T-GULF	-	6,542	-	-	-	6,542
2016486	CON	SEL	M/S SUZION ENERGY LIMITED	-	7,51,304	-	-	-	7,51,304
2017030	CON	CPCB	CENTRAL POLLUTION CONTROL BOARD	-	4,45,000	4,45,000	-	-	-
2017033	CON	RSPCB	RAJASTHAN STATE POLLUTION CONTROL BOARD (RSPCB)	-	10,80,294	5,00,000	-	-	5,80,294
2017051	CON	RIL	RELIANCE INDUSTRIES LTD., MUMBAI	-	49,935	-	-	-	49,935
2017063	CON	NTPC	NTPC	-	-	-	6,590	-	6,590
2017083	CON	L&T	LARSEN & TOUBRO LIMITED	-	266	266	-	-	-
2017104	CON	DRDO	DEFENCE R & D ORGANISATION	30,263	-	-	-	30,263	-
2017139	CON	MISC	MISCELLANEOUS	-	12,64,395	11,00,443	2,50,500	-	4,14,452
2017141E	CON	MARUTI	MARUTI SUZUKI INDIA LIMITED	-	84,000	-	-	-	84,000
2017141G	CON	MARUTI	MARUTI SUZUKI INDIA LIMITED	-	25,800	-	-	-	25,800

**INDIAN INSTITUTE OF TECHNOLOGY KANPUR****ACCOUNT - II****SCHEDULE FORMING PART OF BALANCE SHEET****SCHEDULE - '3C' (Consolidated Balance Sheet)****SCHEDULE - 'F-4'****SCHEDULE OF OTHER PROJECT BALANCES AS AT 31ST MARCH'2022**

PROJECT NUMBER	PROJECT TYPE	SPONSOR CODE	SPONSOR NAME	OPENING BALANCE - 01.04.2021		EXPENDITURES	RECEIPTS	CLOSING BALANCE - 31.03.2022	
				DEBIT	CREDIT			DEBIT	CREDIT
2017149	CON	BGRES	BGR ENERGY SYSTEMS LIMITED	-	40,973	40,973	-	-	-
2017151	CON	LGSI	LG SOFT INDIA PRIVATE LIMITED	-	24,407	-	-	-	24,407
2017156	CON	BGRES	BGR ENERGY SYSTEMS LIMITED	-	27,861	27,861	-	-	-
2017166	CON	HSL	HINDUSTAN SHIPYARD LTD.	-	18,19,174	18,19,174	-	-	-
2017188	CON	UPPCL	UTTAR PRADESH POWER CORPORATION LTD.	-	78,324	-	-	-	78,324
2017212	CON	UPL	UNITED PHOSPHORUS LIMITED	-	-	1,20,000	1,20,000	-	-
2017218	CON	SHELL	SHELL	-	75,000	-	-	-	75,000
2017228	CON	MOWR	MINISTRY OF WATER RESOURCES	-	3,119	-	47,520	-	50,639
2017229	CON	MOWR	MINISTRY OF WATER RESOURCES	-	266	-	27,832	-	28,098
2017260	CON	IHEL	ISGEC HEAVY ENGINEERING LIMITED	-	12,147	12,147	-	-	-
2017268	CON	RLL	DR. REDDY'S LABORATORIES LIMITED	40,000	-	-	-	40,000	-
2017302	CON	TATAST	TATA STEELS LTD.,	-	5,08,513	-	-	-	5,08,513
2017312	CON	TIHC	TRANS INTEGRA HEALTH CARE P. LTD.	-	46,560	-	-	-	46,560
2017320	CON	GCFJ	GUN CARRIAGE FACTORY JABALPUR	-	90,090	-	-	-	90,090
2017341	CON	UNILEV	UNILEVER LIMITED	-	-	23,000	1,15,000	-	92,000
2017360	CON	SBM	SWACHH BHARAT MISSION (GRAMIN) - UP	-	10,38,393	-	-	-	10,38,393
2017367	CON	BHEL	BHARAT HEAVY ELECT LTD	-	3,24,543	-	-	-	3,24,543

**INDIAN INSTITUTE OF TECHNOLOGY KANPUR**

**ACCOUNT - II**

**SCHEDULE FORMING PART OF BALANCE SHEET**

**SCHEDULE - '3C' (Consolidated Balance Sheet)**

**SCHEDULE - 'F-4'**

**SCHEDULE OF OTHER PROJECT BALANCES AS AT 31ST MARCH'2022**

PROJECT NUMBER	PROJECT TYPE	SPONSOR CODE	SPONSOR NAME	OPENING BALANCE - 01.04.2021		EXPENDITURES	RECEIPTS	CLOSING BALANCE - 31.03.2022	
				DEBIT	CREDIT			DEBIT	CREDIT
2017368	CON	DFID	DEARTMENT FOR INTERNATIONAL DEVELOPMENT (DFID)	-	3,172	-	-	-	3,172
2017377	CON	LDSC	LUCKNOW DIVISION SHARDA CANAL	-	126	-	-	-	126
2017385	CON	IHEL	ISGEC HEAVY ENGINEERING LIMITED	-	6,20,000	6,20,000	-	-	-
2017386	CON	TCIL	THE TINPLATE COMPANY OF INDIA LIMITED	-	9,304	-	-	-	9,304
2017409	CON	GCF	GUN CARRIAGE FACTORY, JABALPUR	-	1,03,121	10,79,788	16,34,512	-	6,57,845
2017421	CON	TBRL	TERMINAL BALLISTICS RESEARCH LABORATORY (TBRL), DRDO	-	8,643	7,08,869	6,49,919	50,307	-
2017453	CON	CPWD	CENTRAL PUBLIC WORKS DEPARTMENT	-	7,04,323	2,66,600	1,830	-	4,39,553
2017454	CON	MISC	MISCELLANEOUS	-	1,42,658	33,365	-	-	1,09,293
2017460	CON	JKLU	JK LAKSHMIPAT UNIVERSITY	-	18,100	18,100	-	-	-
2017464	CON	DCDM	DISTRICT COLLECTOR AND DISTRICT MAGISTRATE	-	3,935	-	-	-	3,935
2017480	CON	LOHIA	LOHIA CORP. LTD.	19,200	-	-	-	19,200	-
2017481	CON	UPCB	U.P. POLLUTION CONTROL BOARD	-	24,74,810	8,38,719	-	-	16,36,091
2017487	CON	AFCON	AFCON INFRSTRUCTURE LIMITED	-	1	-	-	-	1
2017502	CON	EPLN	ENTREMONDE POLYCOATERS LTD., NASHIK	-	61,780	-	-	-	61,780
2017520	CON	UPL	UNITED PHOSPHORUS LIMITED	-	23,200	17,09,200	14,16,000	2,70,000	-

**INDIAN INSTITUTE OF TECHNOLOGY KANPUR****ACCOUNT - II****SCHEDULE FORMING PART OF BALANCE SHEET****SCHEDULE - '3C' (Consolidated Balance Sheet)****SCHEDULE - 'F-4'****SCHEDULE OF OTHER PROJECT BALANCES AS AT 31ST MARCH'2022**

PROJECT NUMBER	PROJECT TYPE	SPONSOR CODE	SPONSOR NAME	OPENING BALANCE - 01.04.2021		EXPENDITURES	RECEIPTS	CLOSING BALANCE - 31.03.2022	
				DEBIT	CREDIT			DEBIT	CREDIT
2018011	CON	L&T	LARSEN & TOUBRO LIMITED	-	27,81,546	33,55,536	5,74,182	-	192
2018014	CON	MISC	MISCELLANEOUS	-	47,07,646	28,27,646	25,94,641	-	44,74,641
2018020	CON	RSPCB	RAJASTHAN STATE POLLUTION CONTROL BOARD (RSPCB)	-	76,500	76,500	-	-	-
2018061	CON	OFMK	ORDNANCE FACTORY, MEDAK	-	1,72,524	4,05,776	7,25,937	-	4,92,685
2018070	CON	SARD	SOCIETY FOR ALL ROUND DEVELOPMENT	-	6,875	-	-	-	6,875
2018073	CON	CPCB	CENTRAL POLLUTION CONTROL BOARD	-	3,73,378	8,50,636	16,96,275	-	12,19,017
2018109	CON	OFKNP	ORDINANCE FACTORY KANPUR	-	7,47,596	7,47,596	-	-	-
2018123	CON	CPCB	CENTRAL POLLUTION CONTROL BOARD	-	3,530	3,530	-	-	-
2018124	CON	SHELL	SHELL	-	200	72,43,771	74,08,022	-	1,64,451
2018142	CON	MISC	MISCELLANEOUS	-	14,47,127	3,01,529	4,78,858	-	16,24,456
2018166	CON	PWD	PWD	-	3,60,106	-	-	-	3,60,106
2018168	CON	MISC	MISCELLANEOUS	-	17,982	46,571	1,44,620	-	1,16,031
2018175	CON	HIDCO	WEST BENGAL HOUSING INFRASTRUCTURE DEVELOPMENT CORPORATION LTD., KOLKATA	-	16,76,636	16,76,636	-	-	-
2018203	CON	TOEPL	TECHNOMECH OIL AND ENERGY PVT LTD	-	2,05,847	5,95,102	3,90,000	-	74
2018216	CON	ALAI	ALUMINIUM ASSOCIATION OF INDIA	-	33,725	33,725	-	-	-



**INDIAN INSTITUTE OF TECHNOLOGY KANPUR****ACCOUNT - II****SCHEDULE FORMING PART OF BALANCE SHEET****SCHEDULE - '3C' (Consolidated Balance Sheet)****SCHEDULE - 'F-4'****SCHEDULE OF OTHER PROJECT BALANCES AS AT 31ST MARCH'2022**

PROJECT NUMBER	PROJECT TYPE	SPONSOR CODE	SPONSOR NAME	OPENING BALANCE - 01.04.2021		EXPENDITURES	RECEIPTS	CLOSING BALANCE - 31.03.2022	
				DEBIT	CREDIT			DEBIT	CREDIT
2018242	CON	BBJ	THE BRAITHWAITE BURN & JESSOP CONSTRUCTION COMPANY LTD	-	11,20,000	-	-	-	11,20,000
2018243	CON	RBI	RBI	-	64,280	-	-	-	64,280
2018253	CON	CPWD	CENTRAL PUBLIC WORKS DEPARTMENT	1,13,366	-	12,94,028	14,07,394	-	-
2018294	CON	IOPL	INVICTUS ONCOLOGY PRIVATE LIMITED	-	85	-	-	-	85
2018310	CON	MKUL	MKU LIMITED	300	-	-	-	300	-
2018312	CON	GRSEL	GARDEN REACH SHIPBUILDERS & ENGINEERS LTD.	-	27,56,696	-	-	-	27,56,696
2018313	CON	EDCIL	EDCIL (INDIA) LIMITED	-	7,628	7,628	-	-	-
2018315	CON	MISC	MISCELLANEOUS	-	6,90,804	39,66,467	49,64,540	-	16,88,877
2018352	CON	UPSBC	U.P. STATE BRIDGE CORPORATION	-	31,494	-	-	-	31,494
2018361	CON	BHELH	BHARAT HEAVY ELECTRICALS LTD. HYDERABAD	-	12,734	-	-	-	12,734
2018368	CON	MISC	MISCELLANEOUS	-	5,52,796	6,50,000	4,06,800	-	3,09,596
2018369	CON	MISC	MISCELLANEOUS	-	1,95,277	1,48,329	2,36,000	-	2,82,948
2018383	CON	IDUP	IRRIGATION DEPARTMENT MAURANIPUR	-	16,36,617	16,36,617	-	-	-
2018391	CON	HINDAL	HINDALCO INDUSTRIES LTD.	-	5,01,960	5,00,000	-	-	1,960
2018392	CON	UNILEV	UNILEVER LIMITED	-	4,36,808	23,000	1,15,000	-	5,28,808
2018423	CON	BCIPL	BLOOM COMBUSTION INDIA PVT. LTD.	-	1,51,797	-	-	-	1,51,797
2018438	CON	L&T	LARSEN & TOUBRO LIMITED	-	8,60,000	8,60,000	-	-	-

**INDIAN INSTITUTE OF TECHNOLOGY KANPUR****ACCOUNT - II****SCHEDULE FORMING PART OF BALANCE SHEET****SCHEDULE - '3C' (Consolidated Balance Sheet)****SCHEDULE - 'F-4'****SCHEDULE OF OTHER PROJECT BALANCES AS AT 31ST MARCH'2022**

PROJECT NUMBER	PROJECT TYPE	SPONSOR CODE	SPONSOR NAME	OPENING BALANCE - 01.04.2021		EXPENDITURES	RECEIPTS	CLOSING BALANCE - 31.03.2022	
				DEBIT	CREDIT			DEBIT	CREDIT
2018439	CON	L&T	LARSEN & TOUBRO LIMITED	-	24,89,200	8,75,650	-	-	16,13,550
2018440	CON	GEPIL	GE POWER INDIA LIMITED NOIDA	-	8,42,970	8,42,970	-	-	-
2018441	CON	GEPIL	GE POWER INDIA LIMITED NOIDA	-	3,85,875	3,85,875	-	-	-
2018442	CON	GEPIL	GE POWER INDIA LIMITED NOIDA	-	16,42,970	3,59,075	-	-	12,83,895
2018445	CON	MISC	MISCELLANEOUS	-	6,13,553	7,75,198	1,62,000	-	355
2018453	CON	GNIDA	GREATER NOIDA INDUSTRIAL DEVELOPMENT AUTHORITY	-	3,60,000	3,60,000	-	-	-
2018458	CON	BHEL	BHARAT HEAVY ELECT LTD	-	11,06,700	11,06,700	2,364	-	2,364
2018469	CON	RVNL	RAIL VIKAS NIGAM LIMITED KANPUR	1,086	-	-	-	1,086	-
2018502	CON	IITR	INDIAN INSTITUTE OF TECHNOLOGY ROORKEE UTTARAKHAND	-	1,81,842	1,81,477	898	-	1,263
2018503	CON	IITR	INDIAN INSTITUTE OF TECHNOLOGY ROORKEE UTTARAKHAND	-	3,89,910	14,06,945	16,76,234	-	6,59,199
2018524	CON	UPGOVT	UP GOVERNMENT	-	6,734	-	-	-	6,734
2018583	CON	UPL	UNITED PHOSPHORUS LIMITED	-	24,000	24,000	1,20,000	-	1,20,000
2018584	CON	SNU	SHIV NADAR UNIVERSITY	-	18,86,429	18,88,369	1,940	-	-
2019009	CON	RSPCB	RAJASTHAN STATE POLLUTION CONTROL BOARD (RSPCB)	-	-	6,93,840	6,93,840	-	-
2019017	CON	CSC	CSC E GOVERNANCE SERVICES INDIA LTD	-	1,42,862	50,000	-	-	92,862

**INDIAN INSTITUTE OF TECHNOLOGY KANPUR**

**ACCOUNT - II**

**SCHEDULE FORMING PART OF BALANCE SHEET**

**SCHEDULE - '3C' (Consolidated Balance Sheet)**

**SCHEDULE - 'F-4'**

**SCHEDULE OF OTHER PROJECT BALANCES AS AT 31ST MARCH'2022**

PROJECT NUMBER	PROJECT TYPE	SPONSOR CODE	SPONSOR NAME	OPENING BALANCE - 01.04.2021		EXPENDITURES	RECEIPTS	CLOSING BALANCE - 31.03.2022	
				DEBIT	CREDIT			DEBIT	CREDIT
2019021	CON	CICPL	CARITAS INFRA CONSULTING PVT. LTD.	-	2,00,000	2,00,000	-	-	-
2019023	CON	PNC	PNC INFRA TECH LIMITED	-	6,961	6,961	-	-	-
2019025	CON	MISC	MISCELLANEOUS	-	91,594	-	-	-	91,594
2019047	CON	WWF-I	WWF- INDIA	-	2,64,600	2,64,600	-	-	-
2019054	CON	MMJS	MADAN MOHAN JAIN & SONS	-	62,700	5,02,840	4,40,140	-	-
2019067	CON	PDAL	PINNACLE DIGITAL ANALYTICS (P) LIMITED	-	96,200	-	-	-	96,200
2019076	CON	KESCO	KESCO, KANPUR	1,11,540	-	18,75,960	19,87,500	-	-
2019084	CON	GEPIL	GE POWER INDIA LIMITED NOIDA	-	6,14,714	6,14,714	-	-	-
2019095	CON	HPCB	HIMACHAL POLLUTION CONTROL BOARD, SHIMLA	-	8,88,811	39,19,861	50,97,600	-	20,66,550
2019116	CON	UPPCL	UTTAR PRADESH POWER CORPORATION LTD.	-	1,65,031	1,65,031	-	-	-
2019122	CON	IITR	INDIAN INSTITUTE OF TECHNOLOGY ROORKEE UTTARAKHAND	-	3,58,681	7,61,776	7,86,391	-	3,83,296
2019134	CON	VEDA	VEDANTA LIMITED CHENNAI	-	31,000	-	-	-	31,000
2019146	CON	CESCL	CESC LIMITED	-	15,500	6,29,750	6,14,250	-	-
2019155	CON	SUEZIL	SUEZ INDIA PRIVATE LIMITED	6,102	-	-	-	6,102	-
2019158	CON	MPMIPL	MOMENTIVE PERFORMANCE MATERIALS (INDIA) PRIVATE LIMITED	-	26,966	4,808	-	-	22,158
2019159	CON	AGEL	ADANI GREEN ENERGY LIMITED	-	12,34,200	12,34,200	-	-	-

**INDIAN INSTITUTE OF TECHNOLOGY KANPUR****ACCOUNT - II****SCHEDULE FORMING PART OF BALANCE SHEET****SCHEDULE - '3C' (Consolidated Balance Sheet)****SCHEDULE - 'F-4'****SCHEDULE OF OTHER PROJECT BALANCES AS AT 31ST MARCH'2022**

PROJECT NUMBER	PROJECT TYPE	SPONSOR CODE	SPONSOR NAME	OPENING BALANCE - 01.04.2021		EXPENDITURES	RECEIPTS	CLOSING BALANCE - 31.03.2022	
				DEBIT	CREDIT			DEBIT	CREDIT
2019160	CON	CSE	CENTRE FOR SCIENCE AND ENVIRONMENT	-	11,200	11,200	-	-	-
2019175	CON	NTPC	NTPC	-	29,50,331	24,89,899	6,02,520	-	10,62,952
2019176	CON	TATAST	TATA STEELS LTD.,	-	9,98,372	-	-	-	9,98,372
2019206	CON	GE	GE INDIA TEHNOLOGY CENTRE PVT. LTD.	-	13,17,750	-	-	-	13,17,750
2019207	CON	GE	GE INDIA TEHNOLOGY CENTRE PVT. LTD.	-	9,17,750	9,17,750	-	-	-
2019211	CON	SF	SHAKTI FOUNDATION	-	15,72,571	15,72,571	-	-	-
2019215	CON	TATASL	TATA SKY LTD	-	3,77,886	3,77,886	-	-	-
2019217	CON	GPL	GAYATRI PROJECTS LIMITED	-	1,69,050	-	-	-	1,69,050
2019221	CON	HPL	HALDIA PETROCHEMICALS LIMITED KOLKATA	-	16,79,000	16,79,000	-	-	-
2019223	CON	MISC	MISCELLANEOUS	-	30,805	30,805	-	-	-
2019227	CON	UPRSV	UTTAR PRADESH RAJYA SAMPATI VIBHAG	-	10,89,350	-	4,05,000	-	14,94,350
2019238	CON	AFOJH	BRD AIRFORCE STATION OJHAR NASHIK	-	5,31,752	5,25,842	1,95,785	-	2,01,695
2019255	CON	UPJN	U P JAL NIGAM	-	44,560	44,560	-	-	-
2019259	CON	AGIPL	AIRBUS GROUP INDIA PRIVATE LIMITED	1,27,833	-	5,23,073	8,90,906	-	2,40,000
2019260	CON	L&TS&L	L&T SARGENT & LUNDY LIMITED VODODARA	-	12,57,818	12,57,818	-	-	-
2019264	CON	UPSBC	U.P. STATE BRIDGE CORPORATION	-	-	27,274	-	27,274	-
2019267	CON	UPAV	U.P. AVAS VIKAS	-	2,164	2,164	-	-	-
2019277	CON	PWD	PWD	-	30,183	-	-	-	30,183
2019286	CON	L&T	LARSEN & TOUBRO LIMITED	-	9,17,750	9,17,750	-	-	-

**INDIAN INSTITUTE OF TECHNOLOGY KANPUR****ACCOUNT - II****SCHEDULE FORMING PART OF BALANCE SHEET****SCHEDULE - '3C' (Consolidated Balance Sheet)****SCHEDULE - 'F-4'****SCHEDULE OF OTHER PROJECT BALANCES AS AT 31ST MARCH'2022**

PROJECT NUMBER	PROJECT TYPE	SPONSOR CODE	SPONSOR NAME	OPENING BALANCE - 01.04.2021		EXPENDITURES	RECEIPTS	CLOSING BALANCE - 31.03.2022	
				DEBIT	CREDIT			DEBIT	CREDIT
2019287	CON	L&T	LARSEN & TOUBRO LIMITED	-	8,37,750	11,500	-	-	8,26,250
2019288	CON	L&T	LARSEN & TOUBRO LIMITED	-	9,58,093	-	-	-	9,58,093
2019289	CON	SILM	STATE INFORMATICS LTD., MAURITIUS	-	2,30,061	2,30,061	-	-	-
2019305	CON	KENTRO	KENT RO SYSTEMS LIMITED	7,62,918	-	3,07,572	50,760	10,19,730	-
2019320	CON	GSWB	GUJARAT STATE WAQF BOARD	-	18,86,986	43,09,469	47,69,325	-	23,46,842
2019330	CON	UNILEV	UNILEVER LIMITED	-	1,47,593	12,57,193	11,09,600	-	-
2019331	CON	UNEP	UNITED NATIONS ENVIRONMENT PROGRAMME	-	3,25,697	10,54,714	7,36,142	-	7,125
2019342	CON	SEIL	SEMBCORP ENERGY INDIA LIMITED	-	11,16,000	72,000	2,16,000	-	12,60,000
2019343	CON	CTIPL	CUMMINS TECHNOLOGIES INDIA PVT LTD	-	98,524	-	-	-	98,524
2019345	CON	BHEL	BHARAT HEAVY ELECT LTD	-	-	-	16,260	-	16,260
2019346	CON	BHEL	BHARAT HEAVY ELECT LTD	-	87,809	10,39,809	9,52,000	-	-
2019347	CON	BHEL	BHARAT HEAVY ELECT LTD	-	7,65,458	7,65,534	2,364	-	2,288
2019348	CON	THERMA	THERMAX	-	9,48,600	24,04,437	14,55,837	-	-
2019350	CON	WWF-I	WWF- INDIA	-	3,194	2,15,542	2,12,842	-	494
2019360	CON	L&T	LARSEN & TOUBRO LIMITED	-	30,71,250	-	-	-	30,71,250
2019371	CON	UPAV	U.P. AVAS VIKAS	-	9,99,198	9,99,198	-	-	-
2019377	CON	L&T	LARSEN & TOUBRO LIMITED	-	3,00,000	2,70,000	-	-	30,000
2019380	CON	CIRL	CALDERYS INDIA REFRACTORIES LTD.	-	62,000	3,32,000	2,70,000	-	-
2019383	CON	CECB	CHATTISGARH ENVIRONMENT CONSERVATION BOARD	-	17,48,379	14,13,859	-	-	3,34,520

**INDIAN INSTITUTE OF TECHNOLOGY KANPUR****ACCOUNT - II****SCHEDULE FORMING PART OF BALANCE SHEET****SCHEDULE - '3C' (Consolidated Balance Sheet)****SCHEDULE - 'F-4'****SCHEDULE OF OTHER PROJECT BALANCES AS AT 31ST MARCH'2022**

PROJECT NUMBER	PROJECT TYPE	SPONSOR CODE	SPONSOR NAME	OPENING BALANCE - 01.04.2021		EXPENDITURES	RECEIPTS	CLOSING BALANCE - 31.03.2022	
				DEBIT	CREDIT			DEBIT	CREDIT
2019384	CON	NPL	NABHA POWER LIMITED	-	1,56,000	1,56,000	-	-	-
2019385	CON	RRI	RR ISPAT	-	4,00,000	4,00,000	-	-	-
2019393	CON	APSWB	ANDHRA PRADESH STATE WAQF BOARD	-	1,742	10,21,014	22,38,190	-	12,18,918
2019425	CON	TCL	TITAN COMPANY LIMITED	-	2,00,000	1,21,274	-	-	78,726
2019442	CON	L&T	LARSEN & TOUBRO LIMITED	-	8,41,500	-	-	-	8,41,500
2019459	CON	SUNFST	SUNFLAG STEEL	-	88,174	75,526	-	-	12,648
2019477	CON	TATAST	TATA STEELS LTD.,	-	2,50,000	2,90,000	-	40,000	-
2019485	CON	PSWB	PUNJAB STATE WAQF BOARD	-	7,84,761	81,93,253	91,32,750	-	17,24,258
2019489	CON	SACBG	SHRIRAM ALKALI & CHEMICALS BHARUCH GUJARAT	-	19,000	8,29,000	8,10,000	-	-
2019490	CON	APAJV	AJAY PRAKASH ASSOCIATES (JV)	-	3,20,000	3,20,000	-	-	-
2019498	CON	UPCB	U.P. POLLUTION CONTROL BOARD	-	27,92,753	21,59,606	-	-	6,33,147
2019506	CON	UPL	UNITED PHOSPHORUS LIMITED	-	-	90,000	90,000	-	-
2019509	CON	AMIDC	AMIDC AUTOMATION TECHNOLOGIES PVT. LTD.	-	-	2,54,055	6,28,000	-	3,73,945
2019519	CON	UPSIDA	UP STATE INDUSTRIAL DEVELOPMENT AUTHORITY	-	32,71,735	32,71,735	-	-	-
2019520	CON	TERI	THE ENERGY RESOURCE INSTITUTE	-	7,64,049	12,56,799	-	4,92,750	-
2019527	CON	DIPL	DEXTRA INDIA PVT LTD	-	6,57,972	6,57,972	-	-	-
2019528	CON	MKU	MKU LIMITED	-	5,05,402	3,95,800	-	-	1,09,602
2019533	CON	JPCIPL	JPC INFRATECH P LTD.	30,506	-	-	-	30,506	-

**INDIAN INSTITUTE OF TECHNOLOGY KANPUR**

**ACCOUNT - II**

**SCHEDULE FORMING PART OF BALANCE SHEET**

**SCHEDULE - '3C' (Consolidated Balance Sheet)**

**SCHEDULE - 'F-4'**

**SCHEDULE OF OTHER PROJECT BALANCES AS AT 31ST MARCH'2022**

PROJECT NUMBER	PROJECT TYPE	SPONSOR CODE	SPONSOR NAME	OPENING BALANCE - 01.04.2021		EXPENDITURES	RECEIPTS	CLOSING BALANCE - 31.03.2022	
				DEBIT	CREDIT			DEBIT	CREDIT
2019535	CON	KEPL	KANWAR ENTERPRISES PVT. LTD.	-	5,000	5,000	-	-	-
2019538	CON	CSERC	CHHATTISGARH STATE ELECTRICITY REGULATORY COMMISSION	-	7,44,822	17,17,605	10,75,275	-	1,02,492
2019540	CON	DEPL	DEVIC EARTH PVT LTD	-	4,51,092	24,46,769	19,95,677	-	-
2020007	CON	NMCG	NATIONAL MISION FOR CLEAN GANGA	-	2,266	4,00,863	3,93,313	5,284	-
2020012	CON	ICCT	ICCT USA	-	10,54,697	22,93,268	12,38,571	-	-
2020014	CON	CAIACC	CLEAN AIR INITIATIVE FOR ASIAN CITIES CENTER	-	32,080	32,080	-	-	-
2020015	CON	MPPCB	MADHYA PRADESH POLLUTION CONTROL BOARD	-	14,59,516	11,74,133	-	-	2,85,383
2020018	CON	PRISMJ	PRISM JOHNSON	-	3,38,983	8,32,517	5,05,000	-	11,466
2020030	CON	SCPLB	SHANKARANARAYANA CONSTRUCTION PVT LTD	-	5,000	-	-	-	5,000
2020033	CON	UPPTCL	UPPTCL	-	2,38,563	2,38,563	-	-	-
2020037	CON	GE	GE INDIA TEHNOLOGY CENTRE PVT. LTD.	-	19,20,000	19,20,000	-	-	-
2020043	CON	WWF-I	WWF- INDIA	-	3,86,250	12,81,700	8,99,100	-	3,650
2020045	CON	NTPC	NTPC	-	1,76,190	2,08,371	32,181	-	-
2020053	CON	IPL	INDIA PESTICIDES LIMITED	-	3,20,000	-	-	-	3,20,000
2020054	CON	ADE	AERONAUTICAL DEVELOPMENT ESTABLISHMENT	-	12,91,986	14,63,400	2,03,906	-	32,492
2020056	CON	ASTDYS	ASYMMETRIC TECHNOLOGIES DYSL AST KOLKATA	-	23,74,958	66,20,472	43,86,533	-	1,41,019

**INDIAN INSTITUTE OF TECHNOLOGY KANPUR****ACCOUNT - II****SCHEDULE FORMING PART OF BALANCE SHEET****SCHEDULE - '3C' (Consolidated Balance Sheet)****SCHEDULE - 'F-4'****SCHEDULE OF OTHER PROJECT BALANCES AS AT 31ST MARCH'2022**

PROJECT NUMBER	PROJECT TYPE	SPONSOR CODE	SPONSOR NAME	OPENING BALANCE - 01.04.2021		EXPENDITURES	RECEIPTS	CLOSING BALANCE - 31.03.2022	
				DEBIT	CREDIT			DEBIT	CREDIT
2020059	CON	BGRES	BGR ENERGY SYSTEMS LIMITED	-	1,06,710	1,01,000	-	-	5,710
2020064	CON	THERMA	THERMAX	-	9,07,502	24,54,502	15,47,000	-	-
2020081	CON	WWF-I	WWF- INDIA	-	7,35,375	7,35,375	-	-	-
2020086	CON	L&T	LARSEN & TOUBRO LIMITED	-	8,70,892	3,70,892	-	-	5,00,000
2020088	CON	APPL	AMBICA POLES PRIVATE LIMITED	-	1,08,000	1,08,000	-	-	-
2020094	CON	SL	SAANKHYA LABS	-	5,55,000	-	-	-	5,55,000
2020096	CON	MISC	MISCELLANEOUS	-	88,800	12,28,900	19,34,180	-	7,94,080
2020101	CON	CPWD	CENTRAL PUBLIC WORKS DEPARTMENT	-	1,16,672	14,243	-	-	1,02,429
2020111	CON	MPCB	MAHARASHTRA POLLUTION CONTROL BOARD	-	7,46,205	23,64,385	14,20,313	1,97,867	-
2020115	CON	MKU	MKU LIMITED	-	2,31,250	2,40,876	23,438	-	13,812
2020119	CON	MISC	MISCELLANEOUS	-	34,409	7,73,089	7,38,680	-	-
2020128	CON	TAFE	TAFE MOTORS AND TRACTORS LTD ALWAR	-	20,30,000	20,52,000	11,88,000	-	11,66,000
2020129	CON	VEDANT	VEDANTA BALCO KORBA	-	3,12,200	3,12,200	-	-	-
2020135	CON	PNC	PNC INFRA TECH LIMITED	-	2,999	2,600	-	-	399
2020136	CON	ISPL	INDOSAW PVT LTD	-	60,000	60,000	-	-	-
2020137	CON	SADC	SWISS AGENCY FOR DEVELOPMENT AND COOPERATION	-	3,80,206	40,48,080	56,46,983	-	19,79,109
2020138	CON	UPPCL	UTTAR PRADESH POWER CORPORATION LTD.	-	-	23,050	23,050	-	-
2020140	CON	COL	COMMON WEALTH OF LEARNING, VANCOUVER, CANADA	-	14,37,973	14,37,973	-	-	-



**INDIAN INSTITUTE OF TECHNOLOGY KANPUR****ACCOUNT - II****SCHEDULE FORMING PART OF BALANCE SHEET****SCHEDULE - '3C' (Consolidated Balance Sheet)****SCHEDULE - 'F-4'****SCHEDULE OF OTHER PROJECT BALANCES AS AT 31ST MARCH'2022**

PROJECT NUMBER	PROJECT TYPE	SPONSOR CODE	SPONSOR NAME	OPENING BALANCE - 01.04.2021		EXPENDITURES	RECEIPTS	CLOSING BALANCE - 31.03.2022	
				DEBIT	CREDIT			DEBIT	CREDIT
2020141	CON	TATA	DATAPRO ELECTRONICS	-	22,40,000	22,40,000	-	-	-
2020142	CON	TATA	DATAPRO ELECTRONICS	-	16,00,000	10,79,580	-	-	5,20,420
2020145	CON	SPTC	SPECTRUM TECHNO CONSULTANTS PVT LTD	-	4,14,391	13,59,391	11,02,500	-	1,57,500
2020147	CON	ELILY	EL LILLY AND COMPANY INDIANAPOLIS	-	99,084	3,76,702	3,85,433	-	1,07,815
2020148	CON	RNSPL	RENEW SOLAR POWER PRIVATE LIMITED,GURUGRAM	-	7,92,000	7,92,000	-	-	-
2020151	CON	NHSRC	NATIONAL HEALTH SYSTEMS RESOURCE CENTRE	-	26,87,245	81,82,953	57,65,218	-	2,69,510
2020154	CON	MOD	MINISTRY OF DEFENCE	-	360	7,37,860	7,37,500	-	-
2020158	CON	NTPC	NTPC	-	91,150	91,150	-	-	-
2020161	CON	RNSPL	RENEW SOLAR POWER PRIVATE LIMITED,GURUGRAM	-	7,88,268	7,88,268	-	-	-
2020164	CON	UPRNN	U.P.RAJKIYA NIRMAN NIGAM	-	2,83,000	2,83,000	-	-	-
2020167	CON	UPCB	U.P. POLLUTION CONTROL BOARD	-	17,18,000	2,27,588	-	-	14,90,412
2020177	CON	APCO	APCO INFRA TECH PVT. LTD.	-	3,33,730	3,32,730	-	-	1,000
2020178	CON	ABL	ASHOKA BUILDCON LIMITED	-	8,599	7,10,736	7,33,061	-	30,924
2020186	CON	FGUTPP	FEROZ GANDHI UNCHA HAR THERMAL POWER PROJECT	-	5,280	5,200	-	-	80
2020194	CON	RITL	RAHEE INFRA TECH LIMITED	-	7,18,257	15,240	17,161	-	7,20,178
2020206	CON	MISC	MISCELLANEOUS	-	4,84,430	34,70,709	43,86,500	-	14,00,221
2020209	CON	PEPL	PES ENGINEERS PRIVATE LIMITED	-	22,61,419	22,61,419	-	-	-

**INDIAN INSTITUTE OF TECHNOLOGY KANPUR**

**ACCOUNT - II**

**SCHEDULE FORMING PART OF BALANCE SHEET**

**SCHEDULE - '3C' (Consolidated Balance Sheet)**

**SCHEDULE - 'F-4'**

**SCHEDULE OF OTHER PROJECT BALANCES AS AT 31ST MARCH'2022**

PROJECT NUMBER	PROJECT TYPE	SPONSOR CODE	SPONSOR NAME	OPENING BALANCE - 01.04.2021		EXPENDITURES	RECEIPTS	CLOSING BALANCE - 31.03.2022	
				DEBIT	CREDIT			DEBIT	CREDIT
2020213	CON	APCO	APCO INFRATECH PVT. LTD.	-	10,000	6,17,918	6,08,600	-	682
2020214	CON	DBL	M/S DILIP BUILDCON LIMITED	-	2,150	2,150	-	-	-
2020219	CON	UPSIDA	UP STATE INDUSTRIAL DEVELOPMENT AUTHORITY	-	18,000	19,000	59,000	-	58,000
2020221	CON	VSSC	VSSC	-	31,32,804	21,76,529	-	-	9,56,275
2020224	CON	NTPC	NTPC	-	3,02,000	10,97,000	7,95,000	-	-
2020225	CON	NEMPL	NIKE ENERGY MFG.PVT.LIMITED	-	5,00,000	5,00,000	-	-	-
2020226	CON	VSSC	VSSC	-	8,05,000	-	-	-	8,05,000
2020227	CON	TEECL	TECHNO ELECTRIC & ENGINEERING CO. LTD.	-	9,60,000	8,34,580	-	-	1,25,420
2020228	CON	ICD-I	IRRIGATION CONSTRUCTION DIVISION-I	-	9,36,369	7,14,648	-	-	2,21,721
2020230	CON	NAHI	NATIONAL HIGHWAYS AUTHORITY OF INDIA	-	45,40,646	37,59,389	68,27,000	-	76,08,257
2020236	CON	DBL	M/S DILIP BUILDCON LIMITED	-	4,960	4,100	-	-	860
2020237	CON	MISC	MISCELLANEOUS	100	-	-	-	100	-
2020238	CON	L&T	LARSEN & TOUBRO LIMITED	-	3,76,604	3,95,690	46,612	-	27,526
2020242	CON	PAHAR	PAHARPUR COOLING TOWERS LIMITED	-	-	8,55,000	9,73,500	-	1,18,500
2020246	CON	GSIPL	GEOSYS INDIA INSTRASFRUCTURES PVT. LTD.	-	80,000	-	-	-	80,000
2020254	CON	MISC	MISCELLANEOUS	-	13,186	2,21,973	2,89,293	-	80,506
2020255	CON	PUVVNL	PUVVNL VARANASI	-	2,11,990	-	-	-	2,11,990
2020264	CON	DBPL	DB POWER LIMITED	-	5,36,500	3,61,333	7,83,000	-	9,58,167

**INDIAN INSTITUTE OF TECHNOLOGY KANPUR****ACCOUNT - II****SCHEDULE FORMING PART OF BALANCE SHEET****SCHEDULE - '3C' (Consolidated Balance Sheet)****SCHEDULE - 'F-4'****SCHEDULE OF OTHER PROJECT BALANCES AS AT 31ST MARCH'2022**

PROJECT NUMBER	PROJECT TYPE	SPONSOR CODE	SPONSOR NAME	OPENING BALANCE - 01.04.2021		EXPENDITURES	RECEIPTS	CLOSING BALANCE - 31.03.2022	
				DEBIT	CREDIT			DEBIT	CREDIT
2020266	CON	DPJCI	D P JAIN & INFRASTRUCTURE PVT LTD	-	16,27,118	16,25,000	-	-	2,118
2020267	CON	CSPL	CLIMATENZA SOLAR PVT LTD	-	1,82,390	2,58,695	-	76,305	-
2020270	CON	GPL	GAYATRI PROJECTS LIMITED	-	500	1,930	1,430	-	-
2020273	CON	UPRNN	U.P.RAJKIYA NIRMAN NIGAM	4,000	-	-	762	3,238	-
2020282	CON	AGEL	ADANI GREEN ENERGY LIMITED	-	-	87,188	87,188	-	-
2020282A	CON	AGEL	ADANI GREEN ENERGY LIMITED	-	5,00,250	5,00,250	-	-	-
2020282B	CON	AGEL	ADANI GREEN ENERGY LIMITED	-	80,000	80,000	-	-	-
2020282C	CON	AGEL	ADANI GREEN ENERGY LIMITED	-	2,50,000	2,50,000	-	-	-
2020286	CON	AGEL	ADANI GREEN ENERGY LIMITED	-	4,06,000	6,96,061	2,90,061	-	-
2020299	CON	PNC	PNC INFRATECH LIMITED	-	2,96,000	2,90,000	-	-	6,000
2020307	CON	UPSIDA	UP STATE INDUSTRIAL DEVELOPMENT AUTHORITY	-	5,37,499	16,97,690	12,73,124	-	1,12,933
2020308	CON	SAF	SMALL ARMS FACTORY	-	40,000	40,000	-	-	-
2020319	CON	OLF	OPTO ELECTRONICS FACTORY	-	9,37,842	4,23,966	-	-	5,13,876
2020321	CON	TPL	TPL GULERMAK KAARIMNAGAR JVI, KARMNAGAR, TELENGANA	-	22,40,000	7,31,460	14,16,000	-	29,24,540
2020338	CON	MERL	mitsubishi electric RESEARCH LABORATORIES	-	5,73,154	5,73,154	-	-	-

**INDIAN INSTITUTE OF TECHNOLOGY KANPUR****ACCOUNT - II****SCHEDULE FORMING PART OF BALANCE SHEET****SCHEDULE - '3C' (Consolidated Balance Sheet)****SCHEDULE - 'F-4'****SCHEDULE OF OTHER PROJECT BALANCES AS AT 31ST MARCH'2022**

PROJECT NUMBER	PROJECT TYPE	SPONSOR CODE	SPONSOR NAME	OPENING BALANCE - 01.04.2021		EXPENDITURES	RECEIPTS	CLOSING BALANCE - 31.03.2022	
				DEBIT	CREDIT			DEBIT	CREDIT
2020352	CON	RNSPL	RENEW SOLAR POWER PRIVATE LIMITED,GURUGRAM	-	6,66,000	4,91,656	-	-	1,74,344
2020354	CON	HPSWB	HIMACHAL PRADESH STATE WAQF BOARD SHIMLA	-	47,121	8,31,693	13,77,393	-	5,92,821
2020355	CON	PGCIL	POWER GRID CORPORATION OF INDIA LIMITED	-	2,86,883	2,86,883	-	-	-
2020358	CON	UPAV	U.P. AVAS VIKAS	-	88,185	88,000	-	-	185
2020361	CON	STCPL	SPECTRUM TECHNO CONSULTANTS PVT LTD	-	6,47,500	3,21,000	9,75,000	-	13,01,500
2020367	CON	ANN	AGRA NAGAR NIGAM	1,89,000	-	-	1,89,000	-	-
2020369	CON	UPSIDA	UP STATE INDUSTRIAL DEVELOPMENT AUTHORITY	-	-	26,77,066	26,77,066	-	-
2020369A	CON	UPSIDA	UP STATE INDUSTRIAL DEVELOPMENT AUTHORITY	-	3,13,838	9,30,601	9,80,750	-	3,63,987
2020369B	CON	UPSIDA	UP STATE INDUSTRIAL DEVELOPMENT AUTHORITY	-	8,26,400	7,79,353	9,40,000	-	9,87,047
2020369C	CON	UPSIDA	UP STATE INDUSTRIAL DEVELOPMENT AUTHORITY	-	26,218	41,000	98,293	-	83,511
2020382	CON	RBI	RBI	-	4,73,123	57,124	-	-	4,15,999
2020395	CON	TATAPL	TATA PROJECTS LIMITED	-	-	16,35,630	44,84,000	-	28,48,370
2020397	CON	AFS	AIR FORCE STATION	-	99,848	99,848	-	-	-
2020399	CON	APPPL	AIRSHED PLANNING PROFESSIONALS PRIVATE LIMITED	-	8,000	1,10,500	1,05,300	-	2,800
2020400	CON	UPPCL	UTTAR PRADESH POWER CORPORATION LTD.	-	399	-	-	-	399
2020403	CON	ICAR	INDIAN COUNCIL OF AGRICULTURAL RESEARCH	-	-	5,62,850	5,64,180	-	1,330

**INDIAN INSTITUTE OF TECHNOLOGY KANPUR****ACCOUNT - II****SCHEDULE FORMING PART OF BALANCE SHEET****SCHEDULE - '3C' (Consolidated Balance Sheet)****SCHEDULE - 'F-4'****SCHEDULE OF OTHER PROJECT BALANCES AS AT 31ST MARCH'2022**

PROJECT NUMBER	PROJECT TYPE	SPONSOR CODE	SPONSOR NAME	OPENING BALANCE - 01.04.2021		EXPENDITURES	RECEIPTS	CLOSING BALANCE - 31.03.2022	
				DEBIT	CREDIT			DEBIT	CREDIT
2020404	CON	UNILEV	UNILEVER LIMITED	78,750	-	6,64,418	5,16,250	2,26,918	-
2020405	CON	CSC	CSC E GOVERNANCE SERVICES INDIA LTD	-	9,06,250	3,76,250	2,25,000	-	7,55,000
2020414	CON	JPC	J.P.CONSTRUCTION	-	1,35,594	1,35,594	-	-	-
2020418	CON	HCSPL	HAMON COOLING SYSTEMS PRIVATE LIMITED	-	-	2,66,072	7,53,750	-	4,87,678
2020420	CON	SCTCPL	M/S. SHIVAM CONCRETE TECHNOLOGY PRIVATE LIMITED	-	3,90,800	6,43,750	2,52,950	-	-
2020421	CON	HPCL	HINDUSTAN PETROLEUM CORPORATION LIMITED	1,53,000	-	9,10,139	19,04,000	-	8,40,861
2020422	CON	GAIL	GAS AUTHORITY OF INDIA LTD	4,320	-	22,200	26,520	-	-
2020424	CON	TPCB	TELANGANA STATE POLLUTION CONTROL BOARD	4,59,000	-	20,14,572	29,27,530	-	4,53,958
2020435	CON	CHS	CHEMICALS SYSTEMS	-	-	1,71,210	2,47,562	-	76,352
2020438	CON	CSTEP	CENTER FOR STUDY OF SCIENCE TECHNOLOGY AND POLICY	3,65,339	-	44,24,661	47,90,000	-	-
2020439	CON	THDCIL	THDC INDIA LIMITED	-	-	6,13,600	6,36,000	-	22,400
2020440	CON	IRTPF	IITK RESEARCH AND TECHNOLOGY PARK FOUNDATION (IRTPF)	2,16,000	-	3,38,006	13,26,000	-	7,71,994
2020441	CON	LNN	LUCKNOW NAGAR NIGAM	-	-	16,17,074	19,17,500	-	3,00,426
2020444	CON	KVMT	KENDRIYA VIDYALAYA MATHURA CANTT	-	-	7,30,772	8,85,000	-	1,54,228
2020447	CON	CUTS	CONSUMER UNITY & TURST SOCIETY	-	-	19,43,600	28,18,800	-	8,75,200

**INDIAN INSTITUTE OF TECHNOLOGY KANPUR****ACCOUNT - II****SCHEDULE FORMING PART OF BALANCE SHEET****SCHEDULE - '3C' (Consolidated Balance Sheet)****SCHEDULE - 'F-4'****SCHEDULE OF OTHER PROJECT BALANCES AS AT 31ST MARCH'2022**

PROJECT NUMBER	PROJECT TYPE	SPONSOR CODE	SPONSOR NAME	OPENING BALANCE - 01.04.2021		EXPENDITURES	RECEIPTS	CLOSING BALANCE - 31.03.2022	
				DEBIT	CREDIT			DEBIT	CREDIT
2020448	CON	GFL	GUJARAT FLUOROCHEMICAL LTD.	-	-	6,20,462	10,12,500	-	3,92,038
2021013	CON	TEECL	TECHNO ELECTRIC & ENGINEERING CO. LTD.	-	-	12,98,000	12,98,000	-	-
2021017	CON	L&T	LARSEN & TOUBRO LIMITED	-	-	12,71,630	25,20,000	-	12,48,370
2021026	CON	SSSCPL	SREE SHYAM SAYI CORPORATION PVT LTD	-	-	2,26,000	2,36,000	-	10,000
2021028	CON	DUKE	DUKE UNIVERSITY	-	-	23,05,622	24,05,985	-	1,00,363
2021029	CON	BLOOMP	BLOOMBERG PHILANTHROPIES	-	-	1,65,91,478	1,65,91,478	-	-
2021036	CON	MISC	MISCELLANEOUS	-	-	29,40,277	50,16,474	-	20,76,197
2021037	CON	CTI	CORING TECHNOLOGIES INDIA PVT LTD	-	-	5,84,100	6,63,300	-	79,200
2021042	CON	NER	NORTH EASTERN RAILWAY	-	-	5,15,516	5,16,250	-	734
2021045	CON	PNC	PNC INFRA TECH LIMITED	-	-	2,76,750	2,99,250	-	22,500
2021047	CON	MKU	MKU LIMITED	-	-	3,68,750	3,68,750	-	-
2021054	CON	SCM	SAMRT CITY MISSION	-	-	8,09,952	11,40,000	-	3,30,048
2021055	CON	ASCL	AGRA SAMRT CITY LIMITED	-	-	11,97,250	27,16,250	-	15,19,000
2021056	CON	MPCB	MAHARASHTRA POLLUTION CONTROL BOARD	-	-	1,02,350	3,04,750	-	2,02,400
2021057	CON	CPWD	CENTRAL PUBLIC WORKS DEPARTMENT	-	-	2,48,179	4,20,096	-	1,71,917
2021060	CON	HTPL	HASWELL TECHNIK PRIVATE LIMITED CHANDIGARH	-	-	5,00,000	14,75,000	-	9,75,000
2021062	CON	PCCPL	PETRO CARBON AND CHEMICALS PRIVATE LIMITED	-	-	2,12,250	6,27,750	-	4,15,500

**INDIAN INSTITUTE OF TECHNOLOGY KANPUR****ACCOUNT - II****SCHEDULE FORMING PART OF BALANCE SHEET****SCHEDULE - '3C' (Consolidated Balance Sheet)****SCHEDULE - 'F-4'****SCHEDULE OF OTHER PROJECT BALANCES AS AT 31ST MARCH'2022**

PROJECT NUMBER	PROJECT TYPE	SPONSOR CODE	SPONSOR NAME	OPENING BALANCE - 01.04.2021		EXPENDITURES	RECEIPTS	CLOSING BALANCE - 31.03.2022	
				DEBIT	CREDIT			DEBIT	CREDIT
2021066	CON	SPCPL	SHAPOORJI PALLONJI COMPANY PRIVATE LIMITED	-	-	28,500	88,500	-	60,000
2021067	CON	L&T	LARSEN & TOUBRO LIMITED	-	-	6,30,550	14,75,000	-	8,44,450
2021068	CON	L&T	LARSEN & TOUBRO LIMITED	-	-	15,84,125	15,84,125	-	-
2021070	CON	WWF-I	WWF- INDIA	-	-	3,05,085	9,15,255	-	6,10,170
2021073	CON	NTPC	NTPC	-	-	17,88,741	24,02,047	-	6,13,306
2021075	CON	PNC	PNC INFRATECH LIMITED	-	-	4,08,145	4,32,000	-	23,855
2021077	CON	UPAV	U.P. AVAS VIKAS	-	-	11,87,661	11,97,582	-	9,921
2021078	CON	HAL	HINDUSTAN AERONAUTICS LTD	-	-	2,67,832	6,50,414	-	3,82,582
2021080	CON	DMRL	DEFENCE METALLURGICAL RESEARCH LABORATORY HYDERABAD	-	-	11,88,276	12,80,361	-	92,085
2021088	CON	LOHIA	LOHIA CORP. LTD.	-	-	2,36,250	2,36,250	-	-
2021089	CON	DEAL	DEFENCE ELECTRONICS APPLICATION LABORATORY (DEAL)	-	-	5,03,375	4,97,640	5,735	-
2021090	CON	GEOKNO	GEOKNO INDIA PVT. LTD.	-	-	1,48,500	1,48,500	-	-
2021091	CON	KSCL	KANPUR SMART CITY LIMITED	-	-	6,60,948	6,62,500	-	1,552
2021092	CON	VSSC	VSSC	-	-	6,50,338	9,32,629	-	2,82,291
2021098	CON	SPP	SECURITY PRINTING PRESS	-	-	5,66,389	13,21,626	-	7,55,237
2021099	CON	GVPREL	GVPR ENGINEERS LTD	-	-	80,750	2,21,250	-	1,40,500
2021101	CON	RSPCB	RAJASTHAN STATE POLLUTION CONTROL BOARD (RSPCB)	-	-	4,39,932	13,10,907	-	8,70,975

**INDIAN INSTITUTE OF TECHNOLOGY KANPUR****ACCOUNT - II****SCHEDULE FORMING PART OF BALANCE SHEET****SCHEDULE - '3C' (Consolidated Balance Sheet)****SCHEDULE - 'F-4'****SCHEDULE OF OTHER PROJECT BALANCES AS AT 31ST MARCH'2022**

PROJECT NUMBER	PROJECT TYPE	SPONSOR CODE	SPONSOR NAME	OPENING BALANCE - 01.04.2021		EXPENDITURES	RECEIPTS	CLOSING BALANCE - 31.03.2022	
				DEBIT	CREDIT			DEBIT	CREDIT
2021102	CON	RSPCB	RAJASTHAN STATE POLLUTION CONTROL BOARD (RSPCB)	-	-	15,37,882	23,03,212	-	7,65,330
2021106	CON	RSPCB	RAJASTHAN STATE POLLUTION CONTROL BOARD (RSPCB)	-	-	14,67,044	25,96,922	-	11,29,878
2021107	CON	MISC	MISCELLANEOUS	-	-	14,21,901	23,81,115	-	9,59,214
2021108	CON	PWD	PWD	-	-	8,55,500	8,55,500	-	-
2021109	CON	DBL	M/S DILIP BUILDCON LIMITED	-	-	1,35,000	1,35,000	-	-
2021111	CON	UPRNN	U.P.RAJKIYA NIRMAN NIGAM	-	-	3,68,750	3,68,750	-	-
2021112	CON	MHA	MINISTRY OF HOME AFFAIRS	-	-	12,56,536	37,76,000	-	25,19,464
2021113	CON	MHA	MINISTRY OF HOME AFFAIRS	-	-	8,08,000	18,88,000	-	10,80,000
2021115	CON	STCPL	SPECTRUM TECHNO CONSULTANTS PVT LTD	-	-	8,86,500	9,45,000	-	58,500
2021116	CON	L&T	LARSEN & TOUBRO LIMITED	-	-	9,42,916	26,78,400	-	17,35,484
2021121	CON	DELHIV	DELHIVERY PRIVATE LTD	-	-	67,500	67,500	-	-
2021127	CON	ICG	INDIAN COAST GUARD	-	-	3,91,500	3,91,500	-	-
2021131	CON	NTPC	NTPC	-	-	7,22,833	11,07,065	-	3,84,232
2021140	CON	CPWD	CENTRAL PUBLIC WORKS DEPARTMENT	-	-	72,000	-	72,000	-
2021141	CON	BEL	BHARAT ELECTRONICS LIMITED	-	-	14,58,000	55,08,000	-	40,50,000
2021142	CON	BBJCL	BRAITHWAITE BURN & JESSOP CONSTRUCTION COMPANY LIMITED	-	-	1,52,737	2,79,820	-	1,27,083



**INDIAN INSTITUTE OF TECHNOLOGY KANPUR****ACCOUNT - II****SCHEDULE FORMING PART OF BALANCE SHEET****SCHEDULE - '3C' (Consolidated Balance Sheet)****SCHEDULE - 'F-4'****SCHEDULE OF OTHER PROJECT BALANCES AS AT 31ST MARCH'2022**

PROJECT NUMBER	PROJECT TYPE	SPONSOR CODE	SPONSOR NAME	OPENING BALANCE - 01.04.2021		EXPENDITURES	RECEIPTS	CLOSING BALANCE - 31.03.2022	
				DEBIT	CREDIT			DEBIT	CREDIT
2021144	CON	UPPROJ	UP PROJECTS CORPORATION LIMITED	-	-	14,01,125	14,30,750	-	29,625
2021155	CON	EGTPPL	ENERGY GREEN TECHNO POWER PRIVATE LIMITED	-	-	5,90,000	5,90,000	-	-
2021171	CON	LNN	LUCKNOW NAGAR NIGAM	-	-	9,52,400	17,70,000	-	8,17,600
2021176	CON	NBCC	NATIONAL BUILDINGS CONSTRUCTION CORPORATION LIMITED	-	-	28,42,941	35,09,080	-	6,66,139
2021177	CON	AM	ATOMIC MACHINES INC.	-	-	12,02,789	12,08,810	-	6,021
2021181	CON	MOD	MINISTRY OF DEFENCE	-	-	27,29,462	39,83,000	-	12,53,538
2021184	CON	RBI	RBI	-	-	6,22,573	8,13,750	-	1,91,177
2021186	CON	COL	COMMON WEALTH OF LEARNING, VANCOUVER, CANADA	-	-	11,54,466	11,54,466	-	-
2021187	CON	UPJN	U P JAL NIGAM	-	-	1,52,000	4,72,000	-	3,20,000
2021194	CON	PJL	PRISM JOHNSON LIMITED	-	-	7,78,086	15,81,250	-	8,03,164
2021199	CON	UPSICL	UP SMALL INDUSTRIES CORPORATION LIMITED	-	-	3,94,077	4,09,260	-	15,183
2021203	CON	UPPTCL	UPPTCL	-	-	1,45,000	1,45,000	-	-
2021205	CON	LOHIA	LOHIA CORP. LTD.	-	-	2,82,246	4,50,000	-	1,67,754
2021206	CON	RIMJHI	RIMJHIM ISPAT LIMITED	-	-	46,223	1,26,112	-	79,889
2021210	CON	LDA	LUCKNOW DEVELOPMENT AUTHORITY	-	-	2,16,000	2,16,000	-	-
2021214	CON	KESCO	KESCO, KANPUR	-	-	11,13,123	11,70,417	-	57,294
2021217	CON	MLBMC	MAHARANI LAXMI BAI MEDICAL COLLEGE JHANSI	-	-	1,02,000	1,02,000	-	-
2021225	CON	ACOEM	ACOEM GROUP ECOTECH INDIA	-	-	1,88,101	4,02,187	-	2,14,086

**INDIAN INSTITUTE OF TECHNOLOGY KANPUR**

**ACCOUNT - II**

**SCHEDULE FORMING PART OF BALANCE SHEET**

**SCHEDULE - '3C' (Consolidated Balance Sheet)**

**SCHEDULE - 'F-4'**

**SCHEDULE OF OTHER PROJECT BALANCES AS AT 31ST MARCH'2022**

PROJECT NUMBER	PROJECT TYPE	SPONSOR CODE	SPONSOR NAME	OPENING BALANCE - 01.04.2021		EXPENDITURES	RECEIPTS	CLOSING BALANCE - 31.03.2022	
				DEBIT	CREDIT			DEBIT	CREDIT
2021226	CON	STCPL	SPECTRUM TECHNO CONSULTANTS PVT LTD	-	-	6,24,000	18,60,000	-	12,36,000
2021227	CON	MISC	MISCELLANEOUS	-	-	14,47,670	48,28,122	-	33,80,452
2021229	CON	NHAI	NATIONAL HIGHWAY AUTHORITY OF INDIA	-	-	6,33,803	13,25,000	-	6,91,197
2021236	CON	MISC	MISCELLANEOUS	-	-	2,61,516	5,31,000	-	2,69,484
2021237	CON	TCS	TATA CONSULTANCY SERVICES	-	-	9,31,500	23,80,500	-	14,49,000
2021238	CON	RITES	RAIL INDIA TECHNICAL & ECONOMIC SERVICES LTD.,	-	-	16,500	40,500	-	24,000
2021241	CON	FSL	FRONTIER SPRINGS LTD KANPUR	-	-	2,40,000	2,70,000	-	30,000
2021244	CON	PECPL	PULLMAN ENGINEERING CO PRIVATE LIMITED KOLKATA	-	-	6,51,500	7,37,500	-	86,000
2021246	CON	TERI	THE ENERGY RESOURCE INSTITUTE	-	-	5,16,250	5,16,250	-	-
2021247	CON	AYIPL	AMAR & YASHASVI INDUSTRIES PRIVATE LIMITED	-	-	3,58,861	4,30,000	-	71,139
2021248	CON	LOHIA	LOHIA CORP. LTD.	-	-	3,95,700	8,99,100	-	5,03,400
2021250	CON	UPPCL	UTTAR PRADESH POWER CORPORATION LTD.	-	-	5,90,000	5,90,000	-	-
2021251	CON	UPGOVT	UP GOVERNMENT	-	-	39,96,652	55,82,500	-	15,85,848
2021255	CON	UNILEV	UNILEVER LIMITED	-	-	3,03,600	8,20,800	-	5,17,200
2021267	CON	JPC	J.P.CONSTRUCTION	-	-	28,500	88,500	-	60,000
2021268	CON	STEL	SALASAR TECHNO ENGINEERING LIMITED	-	-	6,49,000	6,49,000	-	-

**INDIAN INSTITUTE OF TECHNOLOGY KANPUR****ACCOUNT - II****SCHEDULE FORMING PART OF BALANCE SHEET****SCHEDULE - '3C' (Consolidated Balance Sheet)****SCHEDULE - 'F-4'****SCHEDULE OF OTHER PROJECT BALANCES AS AT 31ST MARCH'2022**

PROJECT NUMBER	PROJECT TYPE	SPONSOR CODE	SPONSOR NAME	OPENING BALANCE - 01.04.2021		EXPENDITURES	RECEIPTS	CLOSING BALANCE - 31.03.2022	
				DEBIT	CREDIT			DEBIT	CREDIT
2021279	CON	UPMRCL	UTTAR PRADESH METRO RAIL CORPORATION LIMITED	-	-	2,13,900	5,29,500	-	3,15,600
2021282	CON	UPSIDC	U.P.SMALL INDUSTRY DEV.CORPN.	-	-	74,480	2,31,280	-	1,56,800
2021283	CON	VSSC	VSSC	-	-	19,27,267	44,32,038	-	25,04,771
2021285	CON	SAMSUN	SAMSUNG	-	-	3,68,081	7,39,179	-	3,71,098
2021287	CON	BGOVT	GOVERNMENT OF BIHAR	-	-	8,73,389	11,17,391	-	2,44,002
2021291	CON	SAMSUN	SAMSUNG	-	-	7,82,626	8,03,250	-	20,624
2021296	CON	MRLIPL	MICROSOFT RESEARCH LAB INDIA PRIVATE LIMITED	-	-	3,66,100	-	3,66,100	-
2021297	CON	RSPCB	RAJASTHAN STATE POLLUTION CONTROL BOARD (RSPCB)	-	-	1,91,100	2,75,000	-	83,900
2021301	CON	NVF	NEW VENTURE FUND	-	-	13,76,386	58,21,219	-	44,44,833
2021307	CON	SCTIPL	SCHUNK CARBON TECHNOLOGY INDIA PRIVATE LIMITED	-	-	6,48,000	19,44,000	-	12,96,000
2021308	CON	NIPB	NATIONAL INSTITUTE FOR PLANT BIOTECHNOLOGY	-	-	68,950	1,41,600	-	72,650
2021309	CON	IITC	IIT MADRAS	-	-	54,304	1,61,693	-	1,07,389
2021322	CON	NEMPL	NIKE ENERGY MFG.PVT.LIMITED	-	-	2,37,500	7,37,500	-	5,00,000
2021325	CON	DARPG	DEPARTMENT OF ADMINISTRATIVE REFORMS & PUBLUC GRIEVANCES-GOI	-	-	39,18,999	1,09,65,000	-	70,46,001
2021346	CON	ADB	ASIAN DEVELOPMENT BANK	-	-	11,01,911	6,90,399	4,11,512	-
2021347	CON	SFL	SHEELA FOAM LIMITED	-	-	3,86,045	6,86,400	-	3,00,355

**INDIAN INSTITUTE OF TECHNOLOGY KANPUR****ACCOUNT - II****SCHEDULE FORMING PART OF BALANCE SHEET****SCHEDULE - '3C' (Consolidated Balance Sheet)****SCHEDULE - 'F-4'****SCHEDULE OF OTHER PROJECT BALANCES AS AT 31ST MARCH 2022**

PROJECT NUMBER	PROJECT TYPE	SPONSOR CODE	SPONSOR NAME	OPENING BALANCE - 01.04.2021		EXPENDITURES	RECEIPTS	CLOSING BALANCE - 31.03.2022	
				DEBIT	CREDIT			DEBIT	CREDIT
2021348	CON	C-DOT	CENTER FOR DEVELOPMENT OF TELEMATICS	-	-	1,98,342	4,82,790	-	2,84,448
2021356	CON	MISC	MISCELLANEOUS	-	-	4,36,565	8,34,370	-	3,97,805
2021367	CON	EYPL	ERNST & YOUNG PRIVATE LIMITED	-	-	34,323	80,085	-	45,762
2021369	CON	CAF	CLEAN AIR FUND	-	-	3,72,167	19,62,581	-	15,90,414
2021371	CON	GLAND	GLAND PHARMA LIMITED	-	-	1,99,999	2,00,000	-	1
2021376	CON	CII	CII FOUNDATION	-	-	11,82,000	35,42,400	-	23,60,400
2021378	CON	TIPL	TECHNITHON INTERNATIONAL PTE LTD	-	-	1,84,835	9,24,174	-	7,39,339
2021382	CON	RVNL	RAIL VIKAS NIGAM LIMITED KANPUR	-	-	80,455	89,900	-	9,445
2021387	CON	BALCO	BHARAT ALUMINIUM CO. LTD	-	-	7,56,000	17,01,000	-	9,45,000
2021394	CON	TITAN	TITAN COMPANY	-	-	78,750	2,36,250	-	1,57,500
2021402	CON	GTFL	GARWARE TECHNICAL FIBRES LIMITED PUNE	-	-	3,24,000	3,24,000	-	-
2021406	CON	AAEVID	AAKAAR ARCHITECH, ENGINEERS, VALUERS, INTERIOR DESIGNERS	-	-	95,875	95,875	-	-
2021433	CON	JTPP	JAWAHARPUR THERMAL POWER PROJECT	-	-	1,02,500	2,59,600	-	1,57,100
2021434	CON	FSL	FRONTIER SPRINGS LTD KANPUR	-	-	78,751	2,36,250	-	1,57,499
2021436	CON	PGCIL	POWER GRID CORPORATION OF INDIA LIMITED	-	-	6,07,200	35,61,600	-	29,54,400
2021439	CON	LOHIA	LOHIA CORP. LTD.	-	-	52,876	-	52,876	-
2021446	CON	NITIAY	NITI AYOJ	-	-	2,97,833	8,86,807	-	5,88,970

**INDIAN INSTITUTE OF TECHNOLOGY KANPUR****ACCOUNT - II****SCHEDULE FORMING PART OF BALANCE SHEET****SCHEDULE - '3C' (Consolidated Balance Sheet)****SCHEDULE - 'F-4'****SCHEDULE OF OTHER PROJECT BALANCES AS AT 31ST MARCH'2022**

PROJECT NUMBER	PROJECT TYPE	SPONSOR CODE	SPONSOR NAME	OPENING BALANCE - 01.04.2021		EXPENDITURES	RECEIPTS	CLOSING BALANCE - 31.03.2022	
				DEBIT	CREDIT			DEBIT	CREDIT
2021449	CON	VESSPL	VIDYUTALAYA ENERGY STORAGE SYSTEMS PRIVATE LIMITED	-	-	98,016	-	98,016	-
2021451	CON	CESCL	CESC LIMITED	-	-	9,57,600	28,72,800	-	19,15,200
2021466	CON	NVF	NEW VENTURE FUND	-	-	8,82,453	45,74,737	-	36,92,284
2021467	CON	A&AI	A&A INFRA	-	-	19,000	59,000	-	40,000
2021468	CON	SP	SUSTAINABILITY PROFESSIONALS	-	-	76,000	2,36,000	-	1,60,000
2021479	CON	KFCHL	KANPUR FERTILIZERS AND CHEMICALS LIMITED	-	-	23,062	-	23,062	-
2021484	CON	UPCL	UDUPI POWER CORPORATION LIMITED	-	-	18,25,794	53,54,237	-	35,28,443
2021496	CON	UPSCID	UTTAR PRADESH STATE CONSTRUCTION AND INFRASTRUCTURE DEVELOPMENT CORPORATION LIMITED	-	-	7,750	-	7,750	-
2021508	CON	RBI	RBI	-	-	2,25,000	-	2,25,000	-
2021518	CON	IITKAA	IIT/KANPUR ALUMNI ASSOCIATION-DELHI CHAPTER	-	-	1,80,000	-	1,80,000	-
93115	CON	CPCBCE	CPCB CENTRAL POLLU.CONT.BOARD	-	3,400	-	-	-	3,400
94141	CON	CEPL	COMPUTER EXCHANGE PVT LTD	-	20,187	-	-	-	20,187
95058	CON	MISC	MISCELLANEOUS	-	2,40,477	-	-	-	2,40,477
95219	CON	VSL	VERTI SOFTWARE (I) LTD	-	1,21,653	-	-	-	1,21,653
96145	CON	MISC	MISCELLANEOUS	-	33,750	-	-	-	33,750
C93125	CON	EOPL	EUROLINK OVERSEAS PVT LTD	-	6,600	-	-	-	6,600

**INDIAN INSTITUTE OF TECHNOLOGY KANPUR****ACCOUNT - II****SCHEDULE FORMING PART OF BALANCE SHEET****SCHEDULE - '3C' (Consolidated Balance Sheet)****SCHEDULE - 'F-4'****SCHEDULE OF OTHER PROJECT BALANCES AS AT 31ST MARCH'2022**

PROJECT NUMBER	PROJECT TYPE	SPONSOR CODE	SPONSOR NAME	OPENING BALANCE - 01.04.2021		EXPENDITURES	RECEIPTS	CLOSING BALANCE - 31.03.2022	
				DEBIT	CREDIT			DEBIT	CREDIT
CMT6	CON	MISC	MISCELLANEOUS	6,055	-	-	-	6,055	-
CMT9002	CON	MISC	MISCELLANEOUS	-	1,115	-	-	-	1,115
CMT9216	CON	MISC	MISCELLANEOUS	-	5,000	-	-	-	5,000
CMT9302	CON	MISC	MISCELLANEOUS	-	4,571	-	-	-	4,571
CMT94125	CON	MISC	MISCELLANEOUS	-	4,000	-	-	-	4,000
20000292	DON	SUN	SUN MICRO SYSTEMS	-	39,686	-	-	-	39,686
20040141	DON	IITK	INDIAN INSTITUTE OF TECHNOLOGY	-	36,730	-	-	-	36,730
2018431	DON	DORA	DEAN OF RESOURCES AND ALUMNI	6,52,273	-	-	6,52,273	-	-
2019332	DON	DORA	DEAN OF RESOURCES AND ALUMNI	1,437	-	-	1,437	-	-
2021007	DON	DORA	DEAN OF RESOURCES AND ALUMNI	-	-	1,89,000	1,89,000	-	-
2021019	DON	DORA	DEAN OF RESOURCES AND ALUMNI	-	-	99,228	99,228	-	-
19970025	DPA	IITK	INDIAN INSTITUTE OF TECHNOLOGY	-	6,87,355	7,56,623	69,268	-	-
19970053	DPA	IITK	INDIAN INSTITUTE OF TECHNOLOGY	-	11,83,702	7,08,264	7,68,823	-	12,44,261
19980028	DPA	IITK	INDIAN INSTITUTE OF TECHNOLOGY	-	47,15,550	-	-	-	47,15,550
19980093	DPA	IITK	INDIAN INSTITUTE OF TECHNOLOGY	-	20,480	-	-	-	20,480
19990224	DPA	IITK	INDIAN INSTITUTE OF TECHNOLOGY	-	18,00,06,914	72,38,781	6,94,69,093	-	24,22,37,226
20000305	DPA	IITK	INDIAN INSTITUTE OF TECHNOLOGY	-	43,951	-	-	-	43,951
20000318	DPA	IITK	INDIAN INSTITUTE OF TECHNOLOGY	-	15,40,502	12,36,059	5,000	-	3,09,443

**INDIAN INSTITUTE OF TECHNOLOGY KANPUR****ACCOUNT - II****SCHEDULE FORMING PART OF BALANCE SHEET****SCHEDULE - '3C' (Consolidated Balance Sheet)****SCHEDULE - 'F-4'****SCHEDULE OF OTHER PROJECT BALANCES AS AT 31ST MARCH'2022**

PROJECT NUMBER	PROJECT TYPE	SPONSOR CODE	SPONSOR NAME	OPENING BALANCE - 01.04.2021		EXPENDITURES	RECEIPTS	CLOSING BALANCE - 31.03.2022	
				DEBIT	CREDIT			DEBIT	CREDIT
20020176	DPA	IITK	INDIAN INSTITUTE OF TECHNOLOGY	-	16,68,378	84,538	1,86,245	-	17,70,085
20020253	DPA	IITK	INDIAN INSTITUTE OF TECHNOLOGY	-	2,07,09,596	39,48,587	84,92,481	-	2,52,53,490
20050025	DPA	IITK	INDIAN INSTITUTE OF TECHNOLOGY	-	1,19,45,271	8,35,864	4,20,777	-	1,15,30,184
20050219	DPA	IITK	INDIAN INSTITUTE OF TECHNOLOGY	-	42,22,688	88,26,299	70,98,200	-	24,94,589
20090148	DPA	IITK	INDIAN INSTITUTE OF TECHNOLOGY	-	36,68,750	3,57,616	15,83,654	-	48,94,788
20090312	DPA	IITK	INDIAN INSTITUTE OF TECHNOLOGY	-	47,085	47,085	-	-	-
20110183	DPA	IITK	INDIAN INSTITUTE OF TECHNOLOGY	-	5,88,165	-	-	-	5,88,165
20130193	DPA	IITK	INDIAN INSTITUTE OF TECHNOLOGY	-	1,55,798	-	-	-	1,55,798
20130344	DPA	IITK	INDIAN INSTITUTE OF TECHNOLOGY	-	61,15,208	20,340	8,34,097	-	69,28,965
2014123	DPA	IITK	INDIAN INSTITUTE OF TECHNOLOGY	-	45,200	19,923	21,575	-	46,852
2015054	DPA	IITK	INDIAN INSTITUTE OF TECHNOLOGY	-	7,87,418	-	71,833	-	8,59,251
2017064	DPA	IITK	INDIAN INSTITUTE OF TECHNOLOGY	-	13,65,026	6,00,000	6,29,951	-	13,94,977
2017467	DPA	IITK	INDIAN INSTITUTE OF TECHNOLOGY	-	18,53,997	11,02,687	25,79,094	-	33,30,404
2018081	DPA	IITK	INDIAN INSTITUTE OF TECHNOLOGY	-	23,24,036	10,67,149	27,08,515	-	39,65,402
2019085	DPA	IITK	INDIAN INSTITUTE OF TECHNOLOGY	-	3,64,363	-	6,66,029	-	10,30,392

**INDIAN INSTITUTE OF TECHNOLOGY KANPUR**

**ACCOUNT - II**

**SCHEDULE FORMING PART OF BALANCE SHEET**

**SCHEDULE - '3C' (Consolidated Balance Sheet)**

**SCHEDULE - 'F-4'**

**SCHEDULE OF OTHER PROJECT BALANCES AS AT 31ST MARCH'2022**

PROJECT NUMBER	PROJECT TYPE	SPONSOR CODE	SPONSOR NAME	OPENING BALANCE - 01.04.2021		EXPENDITURES	RECEIPTS	CLOSING BALANCE - 31.03.2022	
				DEBIT	CREDIT			DEBIT	CREDIT
2020331	DPA	IITK	INDIAN INSTITUTE OF TECHNOLOGY	-	2,05,905	-	6,11,049	-	8,16,954
2020389	DPA	IITK	INDIAN INSTITUTE OF TECHNOLOGY	-	15,89,320	-	1,34,99,226	-	1,50,88,546
2020429	DPA	IITK	INDIAN INSTITUTE OF TECHNOLOGY	-	49,72,000	9,09,146	31,09,234	-	71,72,088
2021046	DPA	IITK	INDIAN INSTITUTE OF TECHNOLOGY	-	-	5,79,093	15,00,000	-	9,20,907
9222	DPA	IITK	INDIAN INSTITUTE OF TECHNOLOGY	-	1,25,96,318	36,94,418	40,06,964	-	1,29,08,864
9246	DPA	IITK	INDIAN INSTITUTE OF TECHNOLOGY	-	3,80,47,783	99,82,876	65,24,137	-	3,45,89,044
9248	DPA	IITK	INDIAN INSTITUTE OF TECHNOLOGY	-	1,03,18,106	3,23,561	12,90,793	-	1,12,85,338
9255	DPA	IITK	INDIAN INSTITUTE OF TECHNOLOGY	-	56,39,050	24,61,175	21,60,475	-	53,38,350
9262	DPA	IITK	INDIAN INSTITUTE OF TECHNOLOGY	-	2,59,32,416	17,08,335	67,52,525	-	3,09,76,600
9265	DPA	IITK	INDIAN INSTITUTE OF TECHNOLOGY	-	56,01,700	11,54,971	24,09,340	-	68,56,069
9286	DPA	IITK	INDIAN INSTITUTE OF TECHNOLOGY	-	1,93,51,549	18,99,873	46,09,446	-	2,20,61,122
93045	DPA	IITK	INDIAN INSTITUTE OF TECHNOLOGY	-	1,04,63,675	11,97,726	10,82,243	-	1,03,48,199
93046	DPA	IITK	INDIAN INSTITUTE OF TECHNOLOGY	-	2,29,88,886	17,04,232	74,23,643	-	2,87,08,299
93047	DPA	IITK	INDIAN INSTITUTE OF TECHNOLOGY	-	23,96,091	-	7,80,457	-	31,76,548
93048	DPA	IITK	INDIAN INSTITUTE OF TECHNOLOGY	-	4,37,405	-	45,000	-	4,82,405



**INDIAN INSTITUTE OF TECHNOLOGY KANPUR**

**ACCOUNT - II**

**SCHEDULE FORMING PART OF BALANCE SHEET**

**SCHEDULE - '3C' (Consolidated Balance Sheet)**

**SCHEDULE - 'F-4'**

**SCHEDULE OF OTHER PROJECT BALANCES AS AT 31ST MARCH'2022**

PROJECT NUMBER	PROJECT TYPE	SPONSOR CODE	SPONSOR NAME	OPENING BALANCE - 01.04.2021		EXPENDITURES	RECEIPTS	CLOSING BALANCE - 31.03.2022	
				DEBIT	CREDIT			DEBIT	CREDIT
93049	DPA	IITK	INDIAN INSTITUTE OF TECHNOLOGY	-	1,79,17,155	23,88,439	45,30,676	-	2,00,59,392
93050	DPA	IITK	INDIAN INSTITUTE OF TECHNOLOGY	-	60,46,043	3,25,500	7,00,282	-	64,20,825
93051	DPA	IITK	INDIAN INSTITUTE OF TECHNOLOGY	-	8,29,134	55,586	3,90,704	-	11,64,252
93052	DPA	IITK	INDIAN INSTITUTE OF TECHNOLOGY	-	28,11,293	10,001	2,22,628	-	30,23,920
93053	DPA	IITK	INDIAN INSTITUTE OF TECHNOLOGY	-	10,41,449	24,370	6,71,017	-	16,88,096
93054	DPA	IITK	INDIAN INSTITUTE OF TECHNOLOGY	-	39,48,726	42,95,969	26,57,882	-	23,10,639
95198	DPA	IITK	INDIAN INSTITUTE OF TECHNOLOGY	-	8,21,028	6,53,794	2,13,653	-	3,80,887
DUMMY	DUM	MISC	MISCELLANEOUS	-	1,47,95,463	-2,76,18,99,552	-2,69,40,40,588	-	8,26,54,427
20090301	EMF	UGC	UNIVERSITY GRANTS COMMISSION	-	29,738	-	-	-	29,738
2021450	EMS	MISC	MISCELLANEOUS	-	-	7,20,250	11,70,000	-	4,49,750
2021455	EMS	MISC	MISCELLANEOUS	-	-	-	22,95,000	-	22,95,000
2021505	EMS	IITK	INDIAN INSTITUTE OF TECHNOLOGY	-	-	-	12,60,000	-	12,60,000
20070039	END	DORA	DEAN OF RESOURCES AND ALUMNI	70,600	-	11,10,450	11,10,248	70,802	-
19980100	END	DORA	DEAN OF RESOURCES AND ALUMNI	-	-	98,26,649	98,26,649	-	-
19980213	END	DORA	DEAN OF RESOURCES AND ALUMNI	-	-	2,30,737	2,30,737	-	-
19990168	END	DORA	DEAN OF RESOURCES AND ALUMNI	-	-	26,78,379	26,78,379	-	-
20020260	END	DORA	DEAN OF RESOURCES AND ALUMNI	-	1,03,921	-	-	-	1,03,921

**INDIAN INSTITUTE OF TECHNOLOGY KANPUR**

**ACCOUNT - II**

**SCHEDULE FORMING PART OF BALANCE SHEET**

**SCHEDULE - '3C' (Consolidated Balance Sheet)**

**SCHEDULE - 'F-4'**

**SCHEDULE OF OTHER PROJECT BALANCES AS AT 31ST MARCH'2022**

PROJECT NUMBER	PROJECT TYPE	SPONSOR CODE	SPONSOR NAME	OPENING BALANCE - 01.04.2021		EXPENDITURES	RECEIPTS	CLOSING BALANCE - 31.03.2022	
				DEBIT	CREDIT			DEBIT	CREDIT
20030163	END	DORA	DEAN OF RESOURCES AND ALUMNI	-	-	27,48,078	27,48,078	-	-
20030243	END	IITK	INDIAN INSTITUTE OF TECHNOLOGY	-	5,899	-	-	-	5,899
20050082	END	DORA	DEAN OF RESOURCES AND ALUMNI	-	38,475	-	-	-	38,475
20050192	END	DORA	DEAN OF RESOURCES AND ALUMNI	-	-	1,05,35,916	1,05,35,916	-	-
20050363	END	DORA	DEAN OF RESOURCES AND ALUMNI	-	40,50,000	-	-	-	40,50,000
20060294	END	DORA	DEAN OF RESOURCES AND ALUMNI	-	-	1,20,000	1,20,000	-	-
20070267	END	DORA	DEAN OF RESOURCES AND ALUMNI	-	-	61,571	61,571	-	-
20070270	END	DORA	DEAN OF RESOURCES AND ALUMNI	-	-	2,47,630	2,47,630	-	-
20080113	END	DORA	DEAN OF RESOURCES AND ALUMNI	-	-	34,080	34,080	-	-
20100297	END	SYNDIC	SYNDICATE BANK	-	-	29,52,200	29,52,200	-	-
20110151	END	DORA	DEAN OF RESOURCES AND ALUMNI	-	-	-	10,00,000	-	10,00,000
20110152	END	DORA	DEAN OF RESOURCES AND ALUMNI	-	11,495	-	-	-	11,495
20130107	END	DORA	DEAN OF RESOURCES AND ALUMNI	-	-	3,29,600	3,29,600	-	-
20130109	END	DORA	DEAN OF RESOURCES AND ALUMNI	-	-	48,000	48,000	-	-
20130192	END	DORA	DEAN OF RESOURCES AND ALUMNI	-	2,88,995	-	-	-	2,88,995
20130287	END	DORA	DEAN OF RESOURCES AND ALUMNI	-	41,042	-	-	-	41,042

**INDIAN INSTITUTE OF TECHNOLOGY KANPUR****ACCOUNT - II****SCHEDULE FORMING PART OF BALANCE SHEET****SCHEDULE - '3C' (Consolidated Balance Sheet)****SCHEDULE - 'F-4'****SCHEDULE OF OTHER PROJECT BALANCES AS AT 31ST MARCH 2022**

PROJECT NUMBER	PROJECT TYPE	SPONSOR CODE	SPONSOR NAME	OPENING BALANCE - 01.04.2021		EXPENDITURES	RECEIPTS	CLOSING BALANCE - 31.03.2022	
				DEBIT	CREDIT			DEBIT	CREDIT
20130341	END	DORA	DEAN OF RESOURCES AND ALUMNI	-	7,872	-	-	-	7,872
2014240	END	DORA	DEAN OF RESOURCES AND ALUMNI	-	1,02,283	-	-	-	1,02,283
2015237	END	DORA	DEAN OF RESOURCES AND ALUMNI	-	-	18,77,416	18,77,416	-	-
2015430	END	ERASMU	ERASMUS MUNDUS	-	4,62,517	-	-	-	4,62,517
2016105	END	DORA	DEAN OF RESOURCES AND ALUMNI	-	5,19,216	-	-	-	5,19,216
2016360	END	IDEA	IDEA CELLULAR LIMITED	-	-	-	1,000	-	1,000
2016455	END	DORA	DEAN OF RESOURCES AND ALUMNI	-	39,143	2,19,542	1,80,399	-	-
2016476	END	SLPL	SURAJ LOGISTIX PVT. LTD.	-	-	19,17,930	19,17,930	-	-
2017018	END	DORA	DEAN OF RESOURCES AND ALUMNI	-	-	40,62,010	40,62,010	-	-
2017037	END	DORA	DEAN OF RESOURCES AND ALUMNI	43,483	-	43,483	86,966	-	-
2017043	END	DORA	DEAN OF RESOURCES AND ALUMNI	-	59,796	-	-	-	59,796
2017045	END	DORA	DEAN OF RESOURCES AND ALUMNI	-	-	31,500	31,500	-	-
2017072	END	DORA	DEAN OF RESOURCES AND ALUMNI	-	1,87,162	-	-	-	1,87,162
2017225B	END	DORA	DEAN OF RESOURCES AND ALUMNI	-	12,170	25,800	13,630	-	-
2018034	END	DORA	DEAN OF RESOURCES AND ALUMNI	-	-	1,35,139	1,35,139	-	-
2018319	END	PIPL	PORTESCAP INDIA PRIVATE LIMITED	-	-	5,08,137	5,08,137	-	-
2018412	END	DORA	DEAN OF RESOURCES AND ALUMNI	-	-	5,22,349	5,22,349	-	-

**INDIAN INSTITUTE OF TECHNOLOGY KANPUR**

**ACCOUNT - II**

**SCHEDULE FORMING PART OF BALANCE SHEET**

**SCHEDULE - '3C' (Consolidated Balance Sheet)**

**SCHEDULE - 'F-4'**

**SCHEDULE OF OTHER PROJECT BALANCES AS AT 31ST MARCH'2022**

PROJECT NUMBER	PROJECT TYPE	SPONSOR CODE	SPONSOR NAME	OPENING BALANCE - 01.04.2021		EXPENDITURES	RECEIPTS	CLOSING BALANCE - 31.03.2022	
				DEBIT	CREDIT			DEBIT	CREDIT
2018450	END	DORA	DEAN OF RESOURCES AND ALUMNI	-	-	33,323	33,323	-	-
2018461	END	DORA	DEAN OF RESOURCES AND ALUMNI	-	-	14,33,415	14,33,415	-	-
2018568	END	PIPL	PORTESCAP INDIA PRIVATE LIMITED	-	-	11,091	11,091	-	-
2019097	END	QUALCO	QUALCOMM	-	11,68,151	34,204	-	-	11,33,947
2019154	END	ERIC	ERICSSON INDIA PRIVATE LIMITED	-	-	9,02,327	9,02,327	-	-
2019237	END	RTPL	RARAMURI TECHNOLOGY PRIVATE LIMITED	9,290	-	1,56,314	1,65,604	-	-
2019326	END	DORA	DEAN OF RESOURCES AND ALUMNI	-	-	1,29,36,127	1,29,36,127	-	-
2019415	END	DORA	DEAN OF RESOURCES AND ALUMNI	-	1,895	-	-	-	1,895
2019416	END	DORA	DEAN OF RESOURCES AND ALUMNI	-	-	1,88,122	1,88,122	-	-
2019534	END	MSDE	MINISTRY OF SKILL DEVELOPMENT AND ENTERPRENEORSHIP	10,000	-	90,774	1,00,774	-	-
2020022	END	PIPL	PORTESCAP INDIA PRIVATE LIMITED	-	-	8,49,720	8,49,720	-	-
2020023	END	PIPL	PORTESCAP INDIA PRIVATE LIMITED	-	-	3,74,647	3,74,647	-	-
2020039	END	DORA	DEAN OF RESOURCES AND ALUMNI	-	-	14,93,202	14,93,202	-	-
2020068	END	DORA	DEAN OF RESOURCES AND ALUMNI	1,98,230	-	3,80,950	5,79,180	-	-
2020181	END	DORA	DEAN OF RESOURCES AND ALUMNI	7,48,707	-	6,33,244	13,81,951	-	-

**INDIAN INSTITUTE OF TECHNOLOGY KANPUR****ACCOUNT - II****SCHEDULE FORMING PART OF BALANCE SHEET****SCHEDULE - '3C' (Consolidated Balance Sheet)****SCHEDULE - 'F-4'****SCHEDULE OF OTHER PROJECT BALANCES AS AT 31ST MARCH'2022**

PROJECT NUMBER	PROJECT TYPE	SPONSOR CODE	SPONSOR NAME	OPENING BALANCE - 01.04.2021		EXPENDITURES	RECEIPTS	CLOSING BALANCE - 31.03.2022	
				DEBIT	CREDIT			DEBIT	CREDIT
2020188	END	PFCL	POWER FINANCE CORPORATION LTD.	-	-	44,15,025	44,15,025	-	-
2020248	END	POSO	POWER SYSTEM OPERATION CORPORATION LIMITED	-	-	2,87,985	2,87,985	-	-
2020410	END	DORA	DEAN OF RESOURCES AND ALUMNI	2,00,000	-	67,34,545	69,34,545	-	-
2021074	END	DORA	DEAN OF RESOURCES AND ALUMNI	-	-	7,96,416	7,96,416	-	-
2021160	END	GOOGLE	GOOGLE ONLINE INDIA PVT.LTD	-	-	57,199	57,199	-	-
2021191	END	LICHFL	LIC HOUSING FINANCE LIMITED	-	-	24,01,688	24,01,688	-	-
2021242	END	MVPCF	MICKY AND VINITA PANT CHARITABLE FOUNDATION	-	-	3,58,064	3,58,064	-	-
2021330	END	AIAEL	AIA ENGINEERING LIMITED	-	-	3,13,760	3,13,760	-	-
20110153	EXF	DORA	DEAN OF RESOURCES AND ALUMNI	20,000	-	50,000	20,000	50,000	-
20110154	EXF	DORA	DEAN OF RESOURCES AND ALUMNI	-	17,19,942	61,700	-	-	16,58,242
20110155	EXF	DORA	DEAN OF RESOURCES AND ALUMNI	-	96,400	50,516	-	-	45,884
20110161	EXF	DORA	DEAN OF RESOURCES AND ALUMNI	-	4,66,736	-	-	-	4,66,736
20110168	EXF	DORA	DEAN OF RESOURCES AND ALUMNI	-	2,18,512	-	12,434	-	2,30,946
20110174	EXF	DORA	DEAN OF RESOURCES AND ALUMNI	-	17,639	-	-	-	17,639
20110184	EXF	DORA	DEAN OF RESOURCES AND ALUMNI	-	90,000	-	-	-	90,000

**INDIAN INSTITUTE OF TECHNOLOGY KANPUR****ACCOUNT - II****SCHEDULE FORMING PART OF BALANCE SHEET****SCHEDULE - '3C' (Consolidated Balance Sheet)****SCHEDULE - 'F-4'****SCHEDULE OF OTHER PROJECT BALANCES AS AT 31ST MARCH'2022**

PROJECT NUMBER	PROJECT TYPE	SPONSOR CODE	SPONSOR NAME	OPENING BALANCE - 01.04.2021		EXPENDITURES	RECEIPTS	CLOSING BALANCE - 31.03.2022	
				DEBIT	CREDIT			DEBIT	CREDIT
20110185	EXF	DORA	DEAN OF RESOURCES AND ALUMNI	-	1,03,743	-	-	-	1,03,743
20110289	EXF	DORA	DEAN OF RESOURCES AND ALUMNI	-	30,000	-	-	-	30,000
20120124	EXF	DORA	DEAN OF RESOURCES AND ALUMNI	-	131	-	-	-	131
20120146	EXF	DORA	DEAN OF RESOURCES AND ALUMNI	-	14,29,492	-	-	-	14,29,492
20120303	EXF	DORA	DEAN OF RESOURCES AND ALUMNI	-	18,99,250	14,63,672	-	-	4,35,578
20120304	EXF	DORA	DEAN OF RESOURCES AND ALUMNI	-	2,011	-	-	-	2,011
20120305	EXF	DORA	DEAN OF RESOURCES AND ALUMNI	-	13,252	-	-	-	13,252
20120307	EXF	DORA	DEAN OF RESOURCES AND ALUMNI	-	1,87,808	-	-	-	1,87,808
20120308	EXF	DORA	DEAN OF RESOURCES AND ALUMNI	-	76,081	-	-	-	76,081
16408AA	IMP	MHRD	MIN. OF HUMAN RESOURCE DEVELOP	-	60,54,500	85,51,324	36,94,200	-	11,97,376
16408AB	IMP	MHRD	MIN. OF HUMAN RESOURCE DEVELOP	5,44,933	-	26,720	-	5,71,653	-
16408AC	IMP	MHRD	MIN. OF HUMAN RESOURCE DEVELOP	-	20,73,609	39,00,056	25,30,600	-	7,04,153
16408AD	IMP	MHRD	MIN. OF HUMAN RESOURCE DEVELOP	-	12,955	12,955	-	-	-
2016395	IMP	MHRD	MIN. OF HUMAN RESOURCE DEVELOP	-	2,35,52,246	8,59,09,576	7,56,91,986	-	1,33,34,656
2016399	IMP	MHRD	MIN. OF HUMAN RESOURCE DEVELOP	-	-	4,16,863	4,16,863	-	-

**INDIAN INSTITUTE OF TECHNOLOGY KANPUR****ACCOUNT - II****SCHEDULE FORMING PART OF BALANCE SHEET****SCHEDULE - '3C' (Consolidated Balance Sheet)****SCHEDULE - 'F-4'****SCHEDULE OF OTHER PROJECT BALANCES AS AT 31ST MARCH'2022**

PROJECT NUMBER	PROJECT TYPE	SPONSOR CODE	SPONSOR NAME	OPENING BALANCE - 01.04.2021		EXPENDITURES	RECEIPTS	CLOSING BALANCE - 31.03.2022	
				DEBIT	CREDIT			DEBIT	CREDIT
2016400	IMP	MHRD	MIN. OF HUMAN RESOURCE DEVELOP	-	15,21,500	1,43,16,400	1,43,16,400	-	15,21,500
2016401	IMP	MHRD	MIN. OF HUMAN RESOURCE DEVELOP	-	24,78,700	1,35,58,115	1,35,58,115	-	24,78,700
2016402	IMP	MHRD	MIN. OF HUMAN RESOURCE DEVELOP	-	-	7,01,123	7,01,123	-	-
2016403	IMP	MHRD	MIN. OF HUMAN RESOURCE DEVELOP	-	-	2,25,875	2,25,875	-	-
2016404	IMP	MHRD	MIN. OF HUMAN RESOURCE DEVELOP	-	-	14,46,500	14,46,500	-	-
2016405	IMP	MHRD	MIN. OF HUMAN RESOURCE DEVELOP	-	-	1,06,27,595	1,06,27,595	-	-
2016406	IMP	MHRD	MIN. OF HUMAN RESOURCE DEVELOP	-	-	57,96,196	57,96,196	-	-
2016407	IMP	MHRD	MIN. OF HUMAN RESOURCE DEVELOP	-	-	2,30,13,378	2,30,13,378	-	-
2016408	IMP	MHRD	MIN. OF HUMAN RESOURCE DEVELOP	-	1,794	1,36,03,905	1,36,03,905	-	1,794
2016408A	IMP	MHRD	MIN. OF HUMAN RESOURCE DEVELOP	-	86,67,369	1,53,46,210	12,49,428	54,29,413	-
2016408B	IMP	MHRD	MIN. OF HUMAN RESOURCE DEVELOP	-	19,67,339	34,62,000	10,00,505	4,94,156	-
2016408C	IMP	MHRD	MIN. OF HUMAN RESOURCE DEVELOP	-	3,56,760	3,91,129	15,400	18,969	-
2016408D	IMP	MHRD	MIN. OF HUMAN RESOURCE DEVELOP	-	97,578	28,750	-	-	68,828
2016408E	IMP	MHRD	MIN. OF HUMAN RESOURCE DEVELOP	-	13,67,245	6,95,683	-	-	6,71,562
2016408F	IMP	MHRD	MIN. OF HUMAN RESOURCE DEVELOP	-	75,63,158	76,41,356	87,150	-	8,952

**INDIAN INSTITUTE OF TECHNOLOGY KANPUR****ACCOUNT - II****SCHEDULE FORMING PART OF BALANCE SHEET****SCHEDULE - '3C' (Consolidated Balance Sheet)****SCHEDULE - 'F-4'****SCHEDULE OF OTHER PROJECT BALANCES AS AT 31ST MARCH'2022**

PROJECT NUMBER	PROJECT TYPE	SPONSOR CODE	SPONSOR NAME	OPENING BALANCE - 01.04.2021		EXPENDITURES	RECEIPTS	CLOSING BALANCE - 31.03.2022	
				DEBIT	CREDIT			DEBIT	CREDIT
2016408G	IMP	MHRD	MIN. OF HUMAN RESOURCE DEVELOP	2,00,236	-	12,16,818	13,97,502	19,552	-
2016408H	IMP	MHRD	MIN. OF HUMAN RESOURCE DEVELOP	-	1,47,05,848	1,32,65,020	-	-	14,40,828
2016408I	IMP	MHRD	MIN. OF HUMAN RESOURCE DEVELOP	-	2,59,540	10,28,000	-	7,68,460	-
2016408J	IMP	MHRD	MIN. OF HUMAN RESOURCE DEVELOP	-	1,32,99,880	1,30,84,168	-	-	2,15,712
2016408K	IMP	MHRD	MIN. OF HUMAN RESOURCE DEVELOP	-	12,78,683	10,15,462	-	-	2,63,221
2016408L	IMP	MHRD	MIN. OF HUMAN RESOURCE DEVELOP	242	-	-	-	242	-
2016408T	IMP	MHRD	MIN. OF HUMAN RESOURCE DEVELOP	-	17,24,621	21,89,479	2,81,534	1,83,324	-
2016408U	IMP	MHRD	MIN. OF HUMAN RESOURCE DEVELOP	12,91,769	-	71,992	15,67,934	-	2,04,173
2016408V	IMP	MHRD	MIN. OF HUMAN RESOURCE DEVELOP	-	6,67,625	18,77,554	5,67,692	6,42,237	-
2016408X	IMP	MHRD	MIN. OF HUMAN RESOURCE DEVELOP	15,32,252	-	-	-	15,32,252	-
2016408Y	IMP	IITKGP	IIT KHARAGPUR	8,435	-	-	-	8,435	-
2016408Z	IMP	MHRD	MIN. OF HUMAN RESOURCE DEVELOP	-	72,88,207	50,25,227	29,81,340	-	52,44,320
2016457	IMP	MHRD	MIN. OF HUMAN RESOURCE DEVELOP	-	-	7,21,599	7,21,599	-	-
2017050	IMP	MHRD	MIN. OF HUMAN RESOURCE DEVELOP	-	-	5,23,998	5,23,998	-	-
2018427	IMP	SERB	SCIENCE & ENGINEERING RESEARCH BOARD	-	23,40,963	21,57,020	6,42,375	-	8,26,318
20020337	INI	IITK	INDIAN INSTITUTE OF TECHNOLOGY	-	18,877	-	-	-	18,877



**INDIAN INSTITUTE OF TECHNOLOGY KANPUR****ACCOUNT - II****SCHEDULE FORMING PART OF BALANCE SHEET****SCHEDULE - '3C' (Consolidated Balance Sheet)****SCHEDULE - 'F-4'****SCHEDULE OF OTHER PROJECT BALANCES AS AT 31ST MARCH'2022**

PROJECT NUMBER	PROJECT TYPE	SPONSOR CODE	SPONSOR NAME	OPENING BALANCE - 01.04.2021		EXPENDITURES	RECEIPTS	CLOSING BALANCE - 31.03.2022	
				DEBIT	CREDIT			DEBIT	CREDIT
20040020	INI	IITK	INDIAN INSTITUTE OF TECHNOLOGY	-	3,131	-	-	-	3,131
20040230	INI	IITK	INDIAN INSTITUTE OF TECHNOLOGY	-	4,000	-	-	-	4,000
20040315	INI	IITK	INDIAN INSTITUTE OF TECHNOLOGY	-	19,988	-	-	-	19,988
20060257	INI	IITK	INDIAN INSTITUTE OF TECHNOLOGY	-	1	-	-	-	1
20070231	INI	IITK	INDIAN INSTITUTE OF TECHNOLOGY	-	9,632	-	-	-	9,632
20080333	INI	IITK	INDIAN INSTITUTE OF TECHNOLOGY	-	7,805	-	-	-	7,805
20080339	INI	IITK	INDIAN INSTITUTE OF TECHNOLOGY	-	1,462	-	-	-	1,462
20080341	INI	IITK	INDIAN INSTITUTE OF TECHNOLOGY	-	1,774	-	-	-	1,774
20090193	INI	IITK	INDIAN INSTITUTE OF TECHNOLOGY	-	15,894	-	-	-	15,894
20090264	INI	IITK	INDIAN INSTITUTE OF TECHNOLOGY	-	857	-	-	-	857
20090360	INI	IITK	INDIAN INSTITUTE OF TECHNOLOGY	-	286	-	-	-	286
20100049	INI	IITK	INDIAN INSTITUTE OF TECHNOLOGY	-	61	-	-	-	61
20110195	INI	IITK	INDIAN INSTITUTE OF TECHNOLOGY	-	3,000	-	-	-	3,000
20120111	INI	IITK	INDIAN INSTITUTE OF TECHNOLOGY	-	25,000	-	-	-	25,000
20130338	INI	IITK	INDIAN INSTITUTE OF TECHNOLOGY	-	151	-	-	-	151

**INDIAN INSTITUTE OF TECHNOLOGY KANPUR**

**ACCOUNT - II**

**SCHEDULE FORMING PART OF BALANCE SHEET**

**SCHEDULE - '3C' (Consolidated Balance Sheet)**

**SCHEDULE - 'F-4'**

**SCHEDULE OF OTHER PROJECT BALANCES AS AT 31ST MARCH'2022**

PROJECT NUMBER	PROJECT TYPE	SPONSOR CODE	SPONSOR NAME	OPENING BALANCE - 01.04.2021		EXPENDITURES	RECEIPTS	CLOSING BALANCE - 31.03.2022	
				DEBIT	CREDIT			DEBIT	CREDIT
2014376	INI	IITK	INDIAN INSTITUTE OF TECHNOLOGY	-	7,37,061	-	-	-	7,37,061
2014381	INI	IITK	INDIAN INSTITUTE OF TECHNOLOGY	-	14,271	-	-	-	14,271
2015068	INI	IITK	INDIAN INSTITUTE OF TECHNOLOGY	38,330	-	8,84,455	9,22,785	-	-
2015087	INI	IITK	INDIAN INSTITUTE OF TECHNOLOGY	3,945	-	18,86,731	18,90,676	-	-
2015094	INI	IITK	INDIAN INSTITUTE OF TECHNOLOGY	-	-	6,69,818	6,69,818	-	-
2015142	INI	IITK	INDIAN INSTITUTE OF TECHNOLOGY	-	24,309	-	-	-	24,309
2015451	INI	IITK	INDIAN INSTITUTE OF TECHNOLOGY	43,200	-	43,200	86,400	-	-
2016173	INI	IITK	INDIAN INSTITUTE OF TECHNOLOGY	-	2,900	-	-	-	2,900
2016279	INI	IITK	INDIAN INSTITUTE OF TECHNOLOGY	15,94,440	-	-	15,94,440	-	-
2016416	INI	IITK	INDIAN INSTITUTE OF TECHNOLOGY	6,762	-	78,841	85,603	-	-
2016464	INI	IITK	INDIAN INSTITUTE OF TECHNOLOGY	-	-	4,525	4,525	-	-
2017109	INI	IITK	INDIAN INSTITUTE OF TECHNOLOGY	2,90,422	-	16,425	3,93,322	-	86,475
2017121	INI	IITK	INDIAN INSTITUTE OF TECHNOLOGY	-	15	-	-	-	15
2017157	INI	IITK	INDIAN INSTITUTE OF TECHNOLOGY	11,631	-	6,75,813	6,87,444	-	-
2017168	INI	IITK	INDIAN INSTITUTE OF TECHNOLOGY	1,43,073	-	2,63,621	4,06,694	-	-

**INDIAN INSTITUTE OF TECHNOLOGY KANPUR****ACCOUNT - II****SCHEDULE FORMING PART OF BALANCE SHEET****SCHEDULE - '3C' (Consolidated Balance Sheet)****SCHEDULE - 'F-4'****SCHEDULE OF OTHER PROJECT BALANCES AS AT 31ST MARCH'2022**

PROJECT NUMBER	PROJECT TYPE	SPONSOR CODE	SPONSOR NAME	OPENING BALANCE - 01.04.2021		EXPENDITURES	RECEIPTS	CLOSING BALANCE - 31.03.2022	
				DEBIT	CREDIT			DEBIT	CREDIT
2017393	INI	IITK	INDIAN INSTITUTE OF TECHNOLOGY	28,197	-	-	28,197	-	-
2017418	INI	IITK	INDIAN INSTITUTE OF TECHNOLOGY	-	-	1,91,212	1,91,212	-	-
2017445	INI	IITK	INDIAN INSTITUTE OF TECHNOLOGY	-	2,23,200	2,00,544	-	-	22,656
2017477	INI	IITK	INDIAN INSTITUTE OF TECHNOLOGY	-	-	6,17,950	6,17,950	-	-
2018030	INI	IITK	INDIAN INSTITUTE OF TECHNOLOGY	1,44,900	-	-	1,44,900	-	-
2018060	INI	IITK	INDIAN INSTITUTE OF TECHNOLOGY	10,500	-	1,46,900	1,57,400	-	-
2018065	INI	IITK	INDIAN INSTITUTE OF TECHNOLOGY	2,15,332	-	12,63,972	14,79,304	-	-
2018107	INI	IITK	INDIAN INSTITUTE OF TECHNOLOGY	-	1,46,107	2,82,719	1,36,612	-	-
2018129	INI	IITK	INDIAN INSTITUTE OF TECHNOLOGY	1,000	-	4,77,545	4,78,545	-	-
2018147	INI	IITK	INDIAN INSTITUTE OF TECHNOLOGY	81,301	-	2,35,295	3,16,596	-	-
2018195	INI	IITK	INDIAN INSTITUTE OF TECHNOLOGY	1,48,332	-	10,97,513	12,45,845	-	-
2018218	INI	IITK	INDIAN INSTITUTE OF TECHNOLOGY	40,408	-	-	40,408	-	-
2018274	INI	IITK	INDIAN INSTITUTE OF TECHNOLOGY	3,899	-	10,33,469	10,37,368	-	-
2018284	INI	IITK	INDIAN INSTITUTE OF TECHNOLOGY	49,544	-	11,01,022	11,50,566	-	-
2018320	INI	IITK	INDIAN INSTITUTE OF TECHNOLOGY	-	-	7,35,387	7,35,387	-	-

**INDIAN INSTITUTE OF TECHNOLOGY KANPUR**

**ACCOUNT - II**

**SCHEDULE FORMING PART OF BALANCE SHEET**

**SCHEDULE - '3C' (Consolidated Balance Sheet)**

**SCHEDULE - 'F-4'**

**SCHEDULE OF OTHER PROJECT BALANCES AS AT 31ST MARCH'2022**

PROJECT NUMBER	PROJECT TYPE	SPONSOR CODE	SPONSOR NAME	OPENING BALANCE - 01.04.2021		EXPENDITURES	RECEIPTS	CLOSING BALANCE - 31.03.2022	
				DEBIT	CREDIT			DEBIT	CREDIT
2018330	INI	IITK	INDIAN INSTITUTE OF TECHNOLOGY	6,650	-	38,948	45,598	-	-
2018338	INI	IITK	INDIAN INSTITUTE OF TECHNOLOGY	3,48,312	-	6,92,195	10,40,507	-	-
2018340	INI	IITK	INDIAN INSTITUTE OF TECHNOLOGY	1,53,216	-	4,19,164	5,72,380	-	-
2018349	INI	IITK	INDIAN INSTITUTE OF TECHNOLOGY	-	-	2,50,000	2,50,000	-	-
2018375	INI	IITK	INDIAN INSTITUTE OF TECHNOLOGY	7,237	-	-	7,237	-	-
2018377	INI	IITK	INDIAN INSTITUTE OF TECHNOLOGY	-	-	3,51,592	3,51,592	-	-
2018403	INI	IITK	INDIAN INSTITUTE OF TECHNOLOGY	33,000	-	7,00,615	7,33,615	-	-
2018404	INI	IITK	INDIAN INSTITUTE OF TECHNOLOGY	1,00,431	-	2,93,381	3,93,812	-	-
2018419	INI	IITK	INDIAN INSTITUTE OF TECHNOLOGY	6,52,777	-	2,41,789	8,94,566	-	-
2018420	INI	IITK	INDIAN INSTITUTE OF TECHNOLOGY	-	-	1,83,988	1,83,988	-	-
2018437	INI	IITK	INDIAN INSTITUTE OF TECHNOLOGY	-	-	5,02,436	5,02,436	-	-
2018477	INI	IITK	INDIAN INSTITUTE OF TECHNOLOGY	8,201	-	33,268	41,469	-	-
2018513	INI	IITK	INDIAN INSTITUTE OF TECHNOLOGY	3,39,458	-	11,04,617	14,44,075	-	-
2018576	INI	IITK	INDIAN INSTITUTE OF TECHNOLOGY	35,080	-	71,773	1,06,853	-	-
2018586	INI	IITK	INDIAN INSTITUTE OF TECHNOLOGY	2,32,414	-	10,60,839	12,93,253	-	-

**INDIAN INSTITUTE OF TECHNOLOGY KANPUR****ACCOUNT - II****SCHEDULE FORMING PART OF BALANCE SHEET****SCHEDULE - '3C' (Consolidated Balance Sheet)****SCHEDULE - 'F-4'****SCHEDULE OF OTHER PROJECT BALANCES AS AT 31ST MARCH'2022**

PROJECT NUMBER	PROJECT TYPE	SPONSOR CODE	SPONSOR NAME	OPENING BALANCE - 01.04.2021		EXPENDITURES	RECEIPTS	CLOSING BALANCE - 31.03.2022	
				DEBIT	CREDIT			DEBIT	CREDIT
2018593	INI	IITK	INDIAN INSTITUTE OF TECHNOLOGY	-	-	20,00,000	20,00,000	-	-
2019037	INI	IITK	INDIAN INSTITUTE OF TECHNOLOGY	1,000	-	14,38,576	14,39,576	-	-
2019043	INI	IITK	INDIAN INSTITUTE OF TECHNOLOGY	-	-	2,32,145	3,45,895	-	1,13,750
2019044	INI	IITK	INDIAN INSTITUTE OF TECHNOLOGY	-	-	3,84,248	3,84,248	-	-
2019056	INI	IITK	INDIAN INSTITUTE OF TECHNOLOGY	-	-	1,44,640	1,44,640	-	-
2019087	INI	IITK	INDIAN INSTITUTE OF TECHNOLOGY	1,91,936	-	1,13,800	3,05,736	-	-
2019110	INI	IITK	INDIAN INSTITUTE OF TECHNOLOGY	-	250	7,18,293	7,18,043	-	-
2019128	INI	IITK	INDIAN INSTITUTE OF TECHNOLOGY	5,828	-	51,587	57,415	-	-
2019130	INI	IITK	INDIAN INSTITUTE OF TECHNOLOGY	9,64,425	-	16,000	9,80,425	-	-
2019138	INI	IITK	INDIAN INSTITUTE OF TECHNOLOGY	24,500	-	3,40,688	3,65,188	-	-
2019173	INI	IITK	INDIAN INSTITUTE OF TECHNOLOGY	-	-	6,95,197	6,95,197	-	-
2019182	INI	IITK	INDIAN INSTITUTE OF TECHNOLOGY	27,355	-	1,16,524	1,43,879	-	-
2019269	INI	IITK	INDIAN INSTITUTE OF TECHNOLOGY	2,46,245	-	1,000	2,47,245	-	-
2019275	INI	IITK	INDIAN INSTITUTE OF TECHNOLOGY	1,14,200	-	1,07,788	2,21,988	-	-
2019298	INI	IITK	INDIAN INSTITUTE OF TECHNOLOGY	-	-	12,357	12,357	-	-

**INDIAN INSTITUTE OF TECHNOLOGY KANPUR**

**ACCOUNT - II**

**SCHEDULE FORMING PART OF BALANCE SHEET**

**SCHEDULE - '3C' (Consolidated Balance Sheet)**

**SCHEDULE - 'F-4'**

**SCHEDULE OF OTHER PROJECT BALANCES AS AT 31ST MARCH'2022**

PROJECT NUMBER	PROJECT TYPE	SPONSOR CODE	SPONSOR NAME	OPENING BALANCE - 01.04.2021		EXPENDITURES	RECEIPTS	CLOSING BALANCE - 31.03.2022	
				DEBIT	CREDIT			DEBIT	CREDIT
2019311	INI	IITK	INDIAN INSTITUTE OF TECHNOLOGY	-	-	21,61,218	21,61,218	-	-
2019340	INI	IITK	INDIAN INSTITUTE OF TECHNOLOGY	69,375	-	18,45,671	19,15,046	-	-
2019358	INI	IITK	INDIAN INSTITUTE OF TECHNOLOGY	19,605	-	1,46,090	1,65,695	-	-
2019361	INI	IITK	INDIAN INSTITUTE OF TECHNOLOGY	-	-	2,95,209	2,95,209	-	-
2019362	INI	IITK	INDIAN INSTITUTE OF TECHNOLOGY	1,06,109	-	92,769	1,98,878	-	-
2019367	INI	IITK	INDIAN INSTITUTE OF TECHNOLOGY	4,59,803	-	9,800	4,69,603	-	-
2019372	INI	IITK	INDIAN INSTITUTE OF TECHNOLOGY	58,080	-	3,52,950	4,11,030	-	-
2019373	INI	IITK	INDIAN INSTITUTE OF TECHNOLOGY	2,27,111	-	4,21,070	6,48,181	-	-
2019378	INI	IITK	INDIAN INSTITUTE OF TECHNOLOGY	3,384	-	3,46,705	3,50,089	-	-
2019428	INI	IITK	INDIAN INSTITUTE OF TECHNOLOGY	-	-	2,06,060	2,06,060	-	-
2019465	INI	IITK	INDIAN INSTITUTE OF TECHNOLOGY	52,375	-	6,21,999	6,74,374	-	-
2019473	INI	IITK	INDIAN INSTITUTE OF TECHNOLOGY	1,75,134	-	23,24,795	24,99,929	-	-
2020058	INI	IITK	INDIAN INSTITUTE OF TECHNOLOGY	9,389	-	46,900	56,289	-	-
2020062	INI	IITK	INDIAN INSTITUTE OF TECHNOLOGY	-	-	1,30,490	1,30,490	-	-
2020092	INI	IITK	INDIAN INSTITUTE OF TECHNOLOGY	72,935	-	16,53,164	17,26,099	-	-

**INDIAN INSTITUTE OF TECHNOLOGY KANPUR****ACCOUNT - II****SCHEDULE FORMING PART OF BALANCE SHEET****SCHEDULE - '3C' (Consolidated Balance Sheet)****SCHEDULE - 'F-4'****SCHEDULE OF OTHER PROJECT BALANCES AS AT 31ST MARCH'2022**

PROJECT NUMBER	PROJECT TYPE	SPONSOR CODE	SPONSOR NAME	OPENING BALANCE - 01.04.2021		EXPENDITURES	RECEIPTS	CLOSING BALANCE - 31.03.2022	
				DEBIT	CREDIT			DEBIT	CREDIT
2020114	INI	IITK	INDIAN INSTITUTE OF TECHNOLOGY	4,96,696	-	4,75,805	9,72,501	-	-
2020118	INI	IITK	INDIAN INSTITUTE OF TECHNOLOGY	-	-	1,98,076	1,98,076	-	-
2020123	INI	IITK	INDIAN INSTITUTE OF TECHNOLOGY	-	-	81,995	81,995	-	-
2020125	INI	IITK	INDIAN INSTITUTE OF TECHNOLOGY	39,450	-	9,38,830	9,78,280	-	-
2020163	INI	IITK	INDIAN INSTITUTE OF TECHNOLOGY	3,55,600	-	9,08,945	12,64,545	-	-
2020166	INI	IITK	INDIAN INSTITUTE OF TECHNOLOGY	-	-	34,500	34,500	-	-
2020170	INI	IITK	INDIAN INSTITUTE OF TECHNOLOGY	1,14,437	-	6,04,299	7,18,736	-	-
2020173	INI	IITK	INDIAN INSTITUTE OF TECHNOLOGY	88,134	-	9,00,422	9,88,556	-	-
2020183	INI	IITK	INDIAN INSTITUTE OF TECHNOLOGY	1,14,450	-	-	1,14,450	-	-
2020212	INI	IITK	INDIAN INSTITUTE OF TECHNOLOGY	1,36,500	-	1,300	1,37,800	-	-
2020229	INI	IITK	INDIAN INSTITUTE OF TECHNOLOGY	17,900	-	-	17,900	-	-
2020274	INI	IITK	INDIAN INSTITUTE OF TECHNOLOGY	-	-	8,08,803	8,08,803	-	-
2020284	INI	IITK	INDIAN INSTITUTE OF TECHNOLOGY	-	-	4,79,071	4,79,071	-	-
2015077	INI	IITK	INDIAN INSTITUTE OF TECHNOLOGY	-	-	-	-	-	-
2016337	INI	IITK	INDIAN INSTITUTE OF TECHNOLOGY	-	-	-	-	-	-

**INDIAN INSTITUTE OF TECHNOLOGY KANPUR****ACCOUNT - II****SCHEDULE FORMING PART OF BALANCE SHEET****SCHEDULE - '3C' (Consolidated Balance Sheet)****SCHEDULE - 'F-4'****SCHEDULE OF OTHER PROJECT BALANCES AS AT 31ST MARCH'2022**

PROJECT NUMBER	PROJECT TYPE	SPONSOR CODE	SPONSOR NAME	OPENING BALANCE - 01.04.2021		EXPENDITURES	RECEIPTS	CLOSING BALANCE - 31.03.2022	
				DEBIT	CREDIT			DEBIT	CREDIT
2017198	INI	IITK	INDIAN INSTITUTE OF TECHNOLOGY	-	-	-	-	-	-
2017273	INI	IITK	INDIAN INSTITUTE OF TECHNOLOGY	-	-	-	-	-	-
2017403	INI	IITK	INDIAN INSTITUTE OF TECHNOLOGY	-	-	-	-	-	-
2017500	INI	IITK	INDIAN INSTITUTE OF TECHNOLOGY	-	-	-	-	-	-
2018127	INI	IITK	INDIAN INSTITUTE OF TECHNOLOGY	-	-	-	-	-	-
2018205	INI	IITK	INDIAN INSTITUTE OF TECHNOLOGY	-	-	-	-	-	-
2018379	INI	IITK	INDIAN INSTITUTE OF TECHNOLOGY	-	-	-	-	-	-
2018396	INI	IITK	INDIAN INSTITUTE OF TECHNOLOGY	-	-	-	-	-	-
2018416	INI	IITK	INDIAN INSTITUTE OF TECHNOLOGY	-	-	-	-	-	-
2018473	INI	IITK	INDIAN INSTITUTE OF TECHNOLOGY	-	-	-	-	-	-
2019164	INI	IITK	INDIAN INSTITUTE OF TECHNOLOGY	-	-	-	-	-	-
2019236	INI	IITK	INDIAN INSTITUTE OF TECHNOLOGY	-	-	-	-	-	-
2019401	INI	IITK	INDIAN INSTITUTE OF TECHNOLOGY	-	-	-	-	-	-
2019411	INI	IITK	INDIAN INSTITUTE OF TECHNOLOGY	-	-	-	-	-	-
2019457	INI	IITK	INDIAN INSTITUTE OF TECHNOLOGY	-	-	-	-	-	-



**INDIAN INSTITUTE OF TECHNOLOGY KANPUR****ACCOUNT - II****SCHEDULE FORMING PART OF BALANCE SHEET****SCHEDULE - '3C' (Consolidated Balance Sheet)****SCHEDULE - 'F-4'****SCHEDULE OF OTHER PROJECT BALANCES AS AT 31ST MARCH'2022**

PROJECT NUMBER	PROJECT TYPE	SPONSOR CODE	SPONSOR NAME	OPENING BALANCE - 01.04.2021		EXPENDITURES	RECEIPTS	CLOSING BALANCE - 31.03.2022	
				DEBIT	CREDIT			DEBIT	CREDIT
2020091	INI	IITK	INDIAN INSTITUTE OF TECHNOLOGY	-	-	-	-	-	-
2020098	INI	IITK	INDIAN INSTITUTE OF TECHNOLOGY	-	-	-	-	-	-
2020289	INI	IITK	INDIAN INSTITUTE OF TECHNOLOGY	-	-	2,61,102	2,61,102	-	-
2020324	INI	IITK	INDIAN INSTITUTE OF TECHNOLOGY	1,53,200	-	-	1,66,963	-	13,763
2020333	INI	IITK	INDIAN INSTITUTE OF TECHNOLOGY	19,980	-	2,38,234	2,58,214	-	-
2020339	INI	IITK	INDIAN INSTITUTE OF TECHNOLOGY	2,350	-	1,56,500	1,58,850	-	-
2020373	INI	IITK	INDIAN INSTITUTE OF TECHNOLOGY	1,72,050	-	51,936	2,23,986	-	-
2020379	INI	IITK	INDIAN INSTITUTE OF TECHNOLOGY	2,447	-	1,39,749	1,42,196	-	-
2020398	INI	IITK	INDIAN INSTITUTE OF TECHNOLOGY	-	-	94,750	94,750	-	-
2020450	INI	IITK	INDIAN INSTITUTE OF TECHNOLOGY	-	-	14,32,064	14,32,064	-	-
2021015	INI	IITK	INDIAN INSTITUTE OF TECHNOLOGY	-	-	2,07,790	2,07,790	-	-
2021035	INI	IITK	INDIAN INSTITUTE OF TECHNOLOGY	-	-	2,36,693	2,36,693	-	-
2021105	INI	IITK	INDIAN INSTITUTE OF TECHNOLOGY	-	-	3,19,707	3,19,707	-	-
2021119	INI	IITK	INDIAN INSTITUTE OF TECHNOLOGY	-	-	2,93,356	2,93,356	-	-
2021123	INI	IITK	INDIAN INSTITUTE OF TECHNOLOGY	-	-	2,86,352	2,86,352	-	-

**INDIAN INSTITUTE OF TECHNOLOGY KANPUR**

**ACCOUNT - II**

**SCHEDULE FORMING PART OF BALANCE SHEET**

**SCHEDULE - '3C' (Consolidated Balance Sheet)**

**SCHEDULE - 'F-4'**

**SCHEDULE OF OTHER PROJECT BALANCES AS AT 31ST MARCH'2022**

PROJECT NUMBER	PROJECT TYPE	SPONSOR CODE	SPONSOR NAME	OPENING BALANCE - 01.04.2021		EXPENDITURES	RECEIPTS	CLOSING BALANCE - 31.03.2022	
				DEBIT	CREDIT			DEBIT	CREDIT
2021132	INI	IITK	INDIAN INSTITUTE OF TECHNOLOGY	-	-	1,39,090	1,39,090	-	-
2021138	INI	IITK	INDIAN INSTITUTE OF TECHNOLOGY	-	-	17,738	17,738	-	-
2021147	INI	IITK	INDIAN INSTITUTE OF TECHNOLOGY	-	-	1,22,500	1,22,500	-	-
2021162	INI	IITK	INDIAN INSTITUTE OF TECHNOLOGY	-	-	13,814	13,814	-	-
2021164	INI	IITK	INDIAN INSTITUTE OF TECHNOLOGY	-	-	1,56,905	1,56,905	-	-
2021188	INI	IITK	INDIAN INSTITUTE OF TECHNOLOGY	-	-	2,43,904	2,43,904	-	-
2021196	INI	IITK	INDIAN INSTITUTE OF TECHNOLOGY	-	-	1,93,530	1,93,530	-	-
2021204	INI	IITK	INDIAN INSTITUTE OF TECHNOLOGY	-	-	98,183	98,183	-	-
2021216	INI	IITK	INDIAN INSTITUTE OF TECHNOLOGY	-	-	9,728	9,728	-	-
2021252	INI	IITK	INDIAN INSTITUTE OF TECHNOLOGY	-	-	98,100	98,100	-	-
2021257	INI	IITK	INDIAN INSTITUTE OF TECHNOLOGY	-	-	2,44,190	2,44,190	-	-
2021264	INI	IITK	INDIAN INSTITUTE OF TECHNOLOGY	-	-	2,66,690	2,66,690	-	-
2021265	INI	IITK	INDIAN INSTITUTE OF TECHNOLOGY	-	-	2,58,890	2,58,890	-	-
2021275	INI	IITK	INDIAN INSTITUTE OF TECHNOLOGY	-	-	64,890	64,890	-	-
2021286	INI	IITK	INDIAN INSTITUTE OF TECHNOLOGY	-	-	31,343	31,343	-	-

**INDIAN INSTITUTE OF TECHNOLOGY KANPUR****ACCOUNT - II****SCHEDULE FORMING PART OF BALANCE SHEET****SCHEDULE - '3C' (Consolidated Balance Sheet)****SCHEDULE - 'F-4'****SCHEDULE OF OTHER PROJECT BALANCES AS AT 31ST MARCH'2022**

PROJECT NUMBER	PROJECT TYPE	SPONSOR CODE	SPONSOR NAME	OPENING BALANCE - 01.04.2021		EXPENDITURES	RECEIPTS	CLOSING BALANCE - 31.03.2022	
				DEBIT	CREDIT			DEBIT	CREDIT
2021295	INI	IITK	INDIAN INSTITUTE OF TECHNOLOGY	-	-	3,508	3,508	-	-
2021340	INI	IITK	INDIAN INSTITUTE OF TECHNOLOGY	-	-	15,900	15,900	-	-
2021381	INI	IITK	INDIAN INSTITUTE OF TECHNOLOGY	-	-	560	560	-	-
20030107	INS	IITK	INDIAN INSTITUTE OF TECHNOLOGY	-	5,43,591	-	-	-	5,43,591
20030355	INS	IITK	INDIAN INSTITUTE OF TECHNOLOGY	-	1,38,537	-	-	-	1,38,537
20040279	INS	DOS	DOS	-	50,00,000	-	-	-	50,00,000
20050206	INS	IITK	INDIAN INSTITUTE OF TECHNOLOGY	-	4,55,083	-	-	-	4,55,083
20080075	INS	IITK	INDIAN INSTITUTE OF TECHNOLOGY	-	19,800	-	-	-	19,800
20080086	INS	IITK	INDIAN INSTITUTE OF TECHNOLOGY	-	2,62,045	-	-	-	2,62,045
20080217	INS	IITK	INDIAN INSTITUTE OF TECHNOLOGY	-	14,500	14,500	-	-	-
20080292	INS	IITK	INDIAN INSTITUTE OF TECHNOLOGY	-	1,76,660	-	-	-	1,76,660
20110123	INS	IITK	INDIAN INSTITUTE OF TECHNOLOGY	-	10,000	-	-	-	10,000
20120098	INS	IITK	INDIAN INSTITUTE OF TECHNOLOGY	-	2,74,366	-	-	-	2,74,366
20120175	INS	IITK	INDIAN INSTITUTE OF TECHNOLOGY	-	10,135	-	-	-	10,135
20130332	INS	IITK	INDIAN INSTITUTE OF TECHNOLOGY	-	1,34,000	-	-	-	1,34,000
2014365	INS	IITK	INDIAN INSTITUTE OF TECHNOLOGY	-	5,592	-	-	-	5,592

**INDIAN INSTITUTE OF TECHNOLOGY KANPUR**

**ACCOUNT - II**

**SCHEDULE FORMING PART OF BALANCE SHEET**

**SCHEDULE - '3C' (Consolidated Balance Sheet)**

**SCHEDULE - 'F-4'**

**SCHEDULE OF OTHER PROJECT BALANCES AS AT 31ST MARCH'2022**

PROJECT NUMBER	PROJECT TYPE	SPONSOR CODE	SPONSOR NAME	OPENING BALANCE - 01.04.2021		EXPENDITURES	RECEIPTS	CLOSING BALANCE - 31.03.2022	
				DEBIT	CREDIT			DEBIT	CREDIT
2015018	INS	IITK	INDIAN INSTITUTE OF TECHNOLOGY	-	10,93,025	10,93,025	-	-	-
2016231	INS	IITK	INDIAN INSTITUTE OF TECHNOLOGY	-	62,110	-	-	-	62,110
2018025	INS	IITK	INDIAN INSTITUTE OF TECHNOLOGY	-	9,92,576	-	-	-	9,92,576
2018084	INS	IITK	INDIAN INSTITUTE OF TECHNOLOGY	-	4,92,600	4,92,600	-	-	-
2018122	INS	IITK	INDIAN INSTITUTE OF TECHNOLOGY	-	2,32,454	2,32,454	-	-	-
2018237	INS	IITK	INDIAN INSTITUTE OF TECHNOLOGY	-	270	-	-	-	270
2018362	INS	IITK	INDIAN INSTITUTE OF TECHNOLOGY	-	1,398	1,398	-	-	-
2019059	INS	IITK	INDIAN INSTITUTE OF TECHNOLOGY	-	4,15,265	4,15,265	-	-	-
2019170	INS	IITK	INDIAN INSTITUTE OF TECHNOLOGY	-	2,77,653	2,77,653	2,35,948	-	2,35,948
2019374	INS	IITK	INDIAN INSTITUTE OF TECHNOLOGY	-	10,600	-	-	-	10,600
2021051	INS	IITK	INDIAN INSTITUTE OF TECHNOLOGY	-	-	5,94,720	5,94,720	-	-
2021072	INS	IITK	INDIAN INSTITUTE OF TECHNOLOGY	-	-	2,67,17,326	5,41,65,000	-	2,74,47,674
2021553	INS	IITK	INDIAN INSTITUTE OF TECHNOLOGY	-	-	5,94,720	-	5,94,720	-
2018359	INS	IITK	INDIAN INSTITUTE OF TECHNOLOGY	8,17,440	-	3,72,260	8,17,440	3,72,260	-
19970196	LDA	IITK	INDIAN INSTITUTE OF TECHNOLOGY	-	24,60,994	20,12,031	35,35,967	-	39,84,930

**INDIAN INSTITUTE OF TECHNOLOGY KANPUR****ACCOUNT - II****SCHEDULE FORMING PART OF BALANCE SHEET****SCHEDULE - '3C' (Consolidated Balance Sheet)****SCHEDULE - 'F-4'****SCHEDULE OF OTHER PROJECT BALANCES AS AT 31ST MARCH'2022**

PROJECT NUMBER	PROJECT TYPE	SPONSOR CODE	SPONSOR NAME	OPENING BALANCE - 01.04.2021		EXPENDITURES	RECEIPTS	CLOSING BALANCE - 31.03.2022	
				DEBIT	CREDIT			DEBIT	CREDIT
19970322	LDA	IITK	INDIAN INSTITUTE OF TECHNOLOGY	-	1,40,00,279	54,32,662	15,44,000	-	1,01,11,617
19980006	LDA	IITK	INDIAN INSTITUTE OF TECHNOLOGY	-	14,99,654	1,19,649	5,65,198	-	19,45,203
20020142	LDA	IITK	INDIAN INSTITUTE OF TECHNOLOGY	-	64,128	-	-	-	64,128
20020241	LDA	IITK	INDIAN INSTITUTE OF TECHNOLOGY	-	5,86,129	63,469	267	-	5,22,927
20050012	LDA	IITK	INDIAN INSTITUTE OF TECHNOLOGY	-	6,31,658	2,97,703	-	-	3,33,955
20070151	LDA	IITK	INDIAN INSTITUTE OF TECHNOLOGY	-	185	-	-	-	185
20070171	LDA	IITK	INDIAN INSTITUTE OF TECHNOLOGY	-	32,264	-	-	-	32,264
20070240	LDA	IITK	INDIAN INSTITUTE OF TECHNOLOGY	-	18,002	-	-	-	18,002
20080212	LDA	IITK	INDIAN INSTITUTE OF TECHNOLOGY	-	2,000	-	-	-	2,000
20090199	LDA	IITK	INDIAN INSTITUTE OF TECHNOLOGY	-	21,335	-	-	-	21,335
20110067	LDA	IITK	INDIAN INSTITUTE OF TECHNOLOGY	-	1,04,010	-	-	-	1,04,010
20110069	LDA	IITK	INDIAN INSTITUTE OF TECHNOLOGY	-	2,542	-	-	-	2,542
20110102	LDA	IITK	INDIAN INSTITUTE OF TECHNOLOGY	-	32,965	-	-	-	32,965
20110103	LDA	IITK	INDIAN INSTITUTE OF TECHNOLOGY	-	18,390	-	-	-	18,390
20110116	LDA	IITK	INDIAN INSTITUTE OF TECHNOLOGY	-	44,066	-	-	-	44,066

**INDIAN INSTITUTE OF TECHNOLOGY KANPUR**

**ACCOUNT - II**

**SCHEDULE FORMING PART OF BALANCE SHEET**

**SCHEDULE - '3C' (Consolidated Balance Sheet)**

**SCHEDULE - 'F-4'**

**SCHEDULE OF OTHER PROJECT BALANCES AS AT 31ST MARCH'2022**

PROJECT NUMBER	PROJECT TYPE	SPONSOR CODE	SPONSOR NAME	OPENING BALANCE - 01.04.2021		EXPENDITURES	RECEIPTS	CLOSING BALANCE - 31.03.2022	
				DEBIT	CREDIT			DEBIT	CREDIT
20110166	LDA	IITK	INDIAN INSTITUTE OF TECHNOLOGY	-	32,924	-	-	-	32,924
20110202	LDA	IITK	INDIAN INSTITUTE OF TECHNOLOGY	-	6,588	-	-	-	6,588
20110204	LDA	IITK	INDIAN INSTITUTE OF TECHNOLOGY	-	13,22,573	10,48,825	-	-	2,73,748
20110214	LDA	IITK	INDIAN INSTITUTE OF TECHNOLOGY	-	12,81,810	12,81,810	-	-	-
20120053	LDA	IITK	INDIAN INSTITUTE OF TECHNOLOGY	204	-	-	-	204	-
20120170	LDA	IITK	INDIAN INSTITUTE OF TECHNOLOGY	-	3,800	-	-	-	3,800
20120321	LDA	IITK	INDIAN INSTITUTE OF TECHNOLOGY	-	2,46,432	-	-	-	2,46,432
20120334	LDA	IITK	INDIAN INSTITUTE OF TECHNOLOGY	-	3,04,498	3,04,498	-	-	-
20130021	LDA	IITK	INDIAN INSTITUTE OF TECHNOLOGY	-	318	-	-	-	318
20130117	LDA	IITK	INDIAN INSTITUTE OF TECHNOLOGY	-	1,43,976	1,09,600	-	-	34,376
20130120	LDA	IITK	INDIAN INSTITUTE OF TECHNOLOGY	-	2,000	-	-	-	2,000
20130232	LDA	IITK	INDIAN INSTITUTE OF TECHNOLOGY	-	24,104	-	-	-	24,104
20130305	LDA	IITK	INDIAN INSTITUTE OF TECHNOLOGY	-	34,450	-	-	-	34,450
2014088	LDA	IITK	INDIAN INSTITUTE OF TECHNOLOGY	-	34,800	-	-	-	34,800
2014089	LDA	IITK	INDIAN INSTITUTE OF TECHNOLOGY	-	63,737	-	-	-	63,737

**INDIAN INSTITUTE OF TECHNOLOGY KANPUR**

**ACCOUNT - II**

**SCHEDULE FORMING PART OF BALANCE SHEET**

**SCHEDULE - '3C' (Consolidated Balance Sheet)**

**SCHEDULE - 'F-4'**

**SCHEDULE OF OTHER PROJECT BALANCES AS AT 31ST MARCH'2022**

PROJECT NUMBER	PROJECT TYPE	SPONSOR CODE	SPONSOR NAME	OPENING BALANCE - 01.04.2021		EXPENDITURES	RECEIPTS	CLOSING BALANCE - 31.03.2022	
				DEBIT	CREDIT			DEBIT	CREDIT
2014154	LDA	IITK	INDIAN INSTITUTE OF TECHNOLOGY	-	11,42,419	7,48,145	1,80,000	-	5,74,274
2014201	LDA	IITK	INDIAN INSTITUTE OF TECHNOLOGY	-	63,986	2,650	350	-	61,686
2014203	LDA	IITK	INDIAN INSTITUTE OF TECHNOLOGY	-	9,01,430	-	-	-	9,01,430
2014212	LDA	IITK	INDIAN INSTITUTE OF TECHNOLOGY	-	36,77,915	67,29,480	37,98,324	-	7,46,759
2014242	LDA	IITK	INDIAN INSTITUTE OF TECHNOLOGY	-	55,400	-	-	-	55,400
2014244	LDA	IITK	INDIAN INSTITUTE OF TECHNOLOGY	-	5,56,062	-	-	-	5,56,062
2014263	LDA	IITK	INDIAN INSTITUTE OF TECHNOLOGY	113	-	-	-	113	-
2014371	LDA	IITK	INDIAN INSTITUTE OF TECHNOLOGY	-	8,120	-	-	-	8,120
2015041	LDA	IITK	INDIAN INSTITUTE OF TECHNOLOGY	-	9,886	-	-	-	9,886
2015044	LDA	IITK	INDIAN INSTITUTE OF TECHNOLOGY	-	5,12,824	-	-	-	5,12,824
2015092	LDA	IITK	INDIAN INSTITUTE OF TECHNOLOGY	-	12,254	-	-	-	12,254
2015140	LDA	IITK	INDIAN INSTITUTE OF TECHNOLOGY	-	33,644	-	-	-	33,644
2015143	LDA	IITK	INDIAN INSTITUTE OF TECHNOLOGY	-	16,398	-	-	-	16,398
2015199	LDA	IITK	INDIAN INSTITUTE OF TECHNOLOGY	-	52,960	52,960	-	-	-
2015215	LDA	IITK	INDIAN INSTITUTE OF TECHNOLOGY	-	18,572	-	-	-	18,572

**INDIAN INSTITUTE OF TECHNOLOGY KANPUR****ACCOUNT - II****SCHEDULE FORMING PART OF BALANCE SHEET****SCHEDULE - '3C' (Consolidated Balance Sheet)****SCHEDULE - 'F-4'****SCHEDULE OF OTHER PROJECT BALANCES AS AT 31ST MARCH'2022**

PROJECT NUMBER	PROJECT TYPE	SPONSOR CODE	SPONSOR NAME	OPENING BALANCE - 01.04.2021		EXPENDITURES	RECEIPTS	CLOSING BALANCE - 31.03.2022	
				DEBIT	CREDIT			DEBIT	CREDIT
2015290	LDA	IITK	INDIAN INSTITUTE OF TECHNOLOGY	-	27,090	-	-	-	27,090
2015304	LDA	IITK	INDIAN INSTITUTE OF TECHNOLOGY	-	25,000	25,000	-	-	-
2015319	LDA	MIS	MIS	-	42	-	-	-	42
2015354	LDA	IITK	INDIAN INSTITUTE OF TECHNOLOGY	-	10,000	-	-	-	10,000
2015366	LDA	IITK	INDIAN INSTITUTE OF TECHNOLOGY	773	-	-	-	773	-
2015384	LDA	IITK	INDIAN INSTITUTE OF TECHNOLOGY	2,61,915	-	-	-	2,61,915	-
2015412	LDA	IITK	INDIAN INSTITUTE OF TECHNOLOGY	-	20,600	20,600	-	-	-
2016058	LDA	IITK	INDIAN INSTITUTE OF TECHNOLOGY	-	44,983	33,345	-	-	11,638
2016068	LDA	IITK	INDIAN INSTITUTE OF TECHNOLOGY	-	2,42,662	-	-	-	2,42,662
2016094	LDA	IITK	INDIAN INSTITUTE OF TECHNOLOGY	-	1,93,201	2,48,708	55,507	-	-
2016115	LDA	IITK	INDIAN INSTITUTE OF TECHNOLOGY	-	4,52,445	4,52,445	-	-	-
2016129	LDA	IITK	INDIAN INSTITUTE OF TECHNOLOGY	-	51,14,699	56,01,596	4,86,897	-	-
2016193	LDA	IITK	INDIAN INSTITUTE OF TECHNOLOGY	-	2,10,499	3,23,299	1,12,800	-	-
2016200	LDA	IITK	INDIAN INSTITUTE OF TECHNOLOGY	-	12,38,190	14,42,440	2,04,250	-	-
2016210	LDA	IITK	INDIAN INSTITUTE OF TECHNOLOGY	-	1,76,435	28,70,093	26,93,658	-	-
2016215	LDA	IITK	INDIAN INSTITUTE OF TECHNOLOGY	-	13,40,077	13,40,077	-	-	-



**INDIAN INSTITUTE OF TECHNOLOGY KANPUR**

**ACCOUNT - II**

**SCHEDULE FORMING PART OF BALANCE SHEET**

**SCHEDULE - '3C' (Consolidated Balance Sheet)**

**SCHEDULE - 'F-4'**

**SCHEDULE OF OTHER PROJECT BALANCES AS AT 31ST MARCH'2022**

PROJECT NUMBER	PROJECT TYPE	SPONSOR CODE	SPONSOR NAME	OPENING BALANCE - 01.04.2021		EXPENDITURES	RECEIPTS	CLOSING BALANCE - 31.03.2022	
				DEBIT	CREDIT			DEBIT	CREDIT
2016239	LDA	IITK	INDIAN INSTITUTE OF TECHNOLOGY	-	1,83,270	3,33,270	1,50,000	-	-
2016269	LDA	IITK	INDIAN INSTITUTE OF TECHNOLOGY	-	5,59,381	8,94,381	3,35,000	-	-
2016299	LDA	IITK	INDIAN INSTITUTE OF TECHNOLOGY	-	28,03,919	35,28,723	7,24,804	-	-
2016303	LDA	IITK	INDIAN INSTITUTE OF TECHNOLOGY	-	1,48,897	4,16,197	2,67,300	-	-
2016304	LDA	IITK	INDIAN INSTITUTE OF TECHNOLOGY	-	30,32,191	39,13,891	8,81,700	-	-
2016305	LDA	IITK	INDIAN INSTITUTE OF TECHNOLOGY	-	3,10,844	3,62,794	51,950	-	-
2016339	LDA	IITK	INDIAN INSTITUTE OF TECHNOLOGY	-	40,159	-	-	-	40,159
2016340	LDA	IITK	INDIAN INSTITUTE OF TECHNOLOGY	-	4,67,527	8,27,011	3,59,484	-	-
2016355	LDA	IITK	INDIAN INSTITUTE OF TECHNOLOGY	-	61,158	61,158	-	-	-
2016363	LDA	IITK	INDIAN INSTITUTE OF TECHNOLOGY	-	26,18,701	26,18,701	-	-	-
2016418	LDA	IITK	INDIAN INSTITUTE OF TECHNOLOGY	-	33,04,812	33,75,422	70,610	-	-
2016428	LDA	IITK	INDIAN INSTITUTE OF TECHNOLOGY	-	2,06,575	2,45,575	26,000	13,000	-
2016429	LDA	IITK	INDIAN INSTITUTE OF TECHNOLOGY	-	30,47,266	52,56,966	22,09,700	-	-
2017004	LDA	IITK	INDIAN INSTITUTE OF TECHNOLOGY	-	2,22,416	12,000	3,00,000	-	5,10,416
2017014	LDA	IITK	INDIAN INSTITUTE OF TECHNOLOGY	-	7,54,947	2,04,506	5,25,848	-	10,76,289

**INDIAN INSTITUTE OF TECHNOLOGY KANPUR****ACCOUNT - II****SCHEDULE FORMING PART OF BALANCE SHEET****SCHEDULE - '3C' (Consolidated Balance Sheet)****SCHEDULE - 'F-4'****SCHEDULE OF OTHER PROJECT BALANCES AS AT 31ST MARCH'2022**

PROJECT NUMBER	PROJECT TYPE	SPONSOR CODE	SPONSOR NAME	OPENING BALANCE - 01.04.2021		EXPENDITURES	RECEIPTS	CLOSING BALANCE - 31.03.2022	
				DEBIT	CREDIT			DEBIT	CREDIT
2017042	LDA	IITK	INDIAN INSTITUTE OF TECHNOLOGY	-	3,52,195	3,83,557	31,362	-	-
2017106	LDA	IITK	INDIAN INSTITUTE OF TECHNOLOGY	-	12,09,380	11,98,100	6,85,063	-	6,96,343
2017107	LDA	IITK	INDIAN INSTITUTE OF TECHNOLOGY	-	4,62,757	1,48,300	2,70,000	-	5,84,457
2017124	LDA	IITK	INDIAN INSTITUTE OF TECHNOLOGY	-	8,20,554	8,12,873	4,18,425	-	4,26,106
2017125	LDA	IITK	INDIAN INSTITUTE OF TECHNOLOGY	-	2,30,860	76,110	7,500	-	1,62,250
2017162	LDA	IITK	INDIAN INSTITUTE OF TECHNOLOGY	-	50,832	-	1,85,000	-	2,35,832
2017210	LDA	IITK	INDIAN INSTITUTE OF TECHNOLOGY	-	1,51,046	-	-	-	1,51,046
2017263	LDA	IITK	INDIAN INSTITUTE OF TECHNOLOGY	-	1,22,267	70,000	29,500	-	81,767
2017275	LDA	IITK	INDIAN INSTITUTE OF TECHNOLOGY	-	6,17,041	3,95,877	5,59,596	-	7,80,760
2017290	LDA	IITK	INDIAN INSTITUTE OF TECHNOLOGY	-	3,98,492	20,32,535	19,32,976	-	2,98,933
2017301	LDA	IITK	INDIAN INSTITUTE OF TECHNOLOGY	-	6,37,719	3,89,219	8,40,000	-	10,88,500
2017314	LDA	IITK	INDIAN INSTITUTE OF TECHNOLOGY	-	16,790	5,222	52,000	-	63,568
2017349	LDA	IITK	INDIAN INSTITUTE OF TECHNOLOGY	-	6,67,608	2,10,550	4,09,000	-	8,66,058
2017350	LDA	IITK	INDIAN INSTITUTE OF TECHNOLOGY	-	2,75,574	-	36,000	-	3,11,574
2017380	LDA	IITK	INDIAN INSTITUTE OF TECHNOLOGY	-	40,334	-	-	-	40,334

**INDIAN INSTITUTE OF TECHNOLOGY KANPUR****ACCOUNT - II****SCHEDULE FORMING PART OF BALANCE SHEET****SCHEDULE - '3C' (Consolidated Balance Sheet)****SCHEDULE - 'F-4'****SCHEDULE OF OTHER PROJECT BALANCES AS AT 31ST MARCH'2022**

PROJECT NUMBER	PROJECT TYPE	SPONSOR CODE	SPONSOR NAME	OPENING BALANCE - 01.04.2021		EXPENDITURES	RECEIPTS	CLOSING BALANCE - 31.03.2022	
				DEBIT	CREDIT			DEBIT	CREDIT
2017387	LDA	IITK	INDIAN INSTITUTE OF TECHNOLOGY	-	20,13,000	6,79,020	23,38,000	-	36,71,980
2017389	LDA	IITK	INDIAN INSTITUTE OF TECHNOLOGY	-	3,77,985	69,560	8,000	-	3,16,425
2017413	LDA	IITK	INDIAN INSTITUTE OF TECHNOLOGY	-	30,627	-	38,850	-	69,477
2017419	LDA	IITK	INDIAN INSTITUTE OF TECHNOLOGY	-	98,95,200	5,05,317	29,83,639	-	1,23,73,522
2017433	LDA	IITK	INDIAN INSTITUTE OF TECHNOLOGY	-	2,80,729	2,23,484	1,99,000	-	2,56,245
2017457	LDA	IITK	INDIAN INSTITUTE OF TECHNOLOGY	-	1,20,500	-	45,000	-	1,65,500
2017471	LDA	IITK	INDIAN INSTITUTE OF TECHNOLOGY	-	10,76,347	1,79,475	6,08,000	-	15,04,872
2017478	LDA	IITK	INDIAN INSTITUTE OF TECHNOLOGY	-	3,12,111	1,57,626	2,67,900	-	4,22,385
2018004	LDA	IITK	INDIAN INSTITUTE OF TECHNOLOGY	-	13,89,729	14,57,102	8,10,524	-	7,43,151
2018006	LDA	IITK	INDIAN INSTITUTE OF TECHNOLOGY	-	39,609	1,22,695	2,75,000	-	1,91,914
2018007	LDA	IITK	INDIAN INSTITUTE OF TECHNOLOGY	-	3,77,279	5,79,180	2,51,000	-	49,099
2018010	LDA	IITK	INDIAN INSTITUTE OF TECHNOLOGY	-	66,266	21,169	27,540	-	72,637
2018029	LDA	IITK	INDIAN INSTITUTE OF TECHNOLOGY	-	12,66,803	2,04,558	88,346	-	11,50,591
2018051	LDA	IITK	INDIAN INSTITUTE OF TECHNOLOGY	4,380	-	47,685	2,68,936	-	2,16,871
2018067	LDA	IITK	INDIAN INSTITUTE OF TECHNOLOGY	-	3,33,741	94,075	3,35,000	-	5,74,666

**INDIAN INSTITUTE OF TECHNOLOGY KANPUR****ACCOUNT - II****SCHEDULE FORMING PART OF BALANCE SHEET****SCHEDULE - '3C' (Consolidated Balance Sheet)****SCHEDULE - 'F-4'****SCHEDULE OF OTHER PROJECT BALANCES AS AT 31ST MARCH'2022**

PROJECT NUMBER	PROJECT TYPE	SPONSOR CODE	SPONSOR NAME	OPENING BALANCE - 01.04.2021		EXPENDITURES	RECEIPTS	CLOSING BALANCE - 31.03.2022	
				DEBIT	CREDIT			DEBIT	CREDIT
2018087	LDA	IITK	INDIAN INSTITUTE OF TECHNOLOGY	-	7,00,245	7,03,609	5,81,795	-	5,78,431
2018095	LDA	IITK	INDIAN INSTITUTE OF TECHNOLOGY	-	57,48,270	4,82,384	12,00,000	-	64,65,880
2018106	LDA	IITK	INDIAN INSTITUTE OF TECHNOLOGY	-	1,59,382	1,55,789	-	-	3,593
2018121	LDA	IITK	INDIAN INSTITUTE OF TECHNOLOGY	-	5,00,192	5,000	39,54,270	-	44,49,462
2018149	LDA	IITK	INDIAN INSTITUTE OF TECHNOLOGY	-	31,85,992	2,17,263	2,95,000	-	32,63,729
2018183	LDA	MISC	MISCELLANEOUS	-	22,88,468	4,34,710	3,15,300	-	21,69,058
2018217	LDA	IITK	INDIAN INSTITUTE OF TECHNOLOGY	-	22,27,599	7,96,162	2,47,044	-	16,78,481
2018222	LDA	IITK	INDIAN INSTITUTE OF TECHNOLOGY	-	3,58,815	3,53,320	45,500	-	50,995
2018224	LDA	IITK	INDIAN INSTITUTE OF TECHNOLOGY	-	4,23,680	5,75,981	1,60,500	-	8,199
2018232	LDA	IITK	INDIAN INSTITUTE OF TECHNOLOGY	-	7,54,835	85,759	12,65,093	-	19,34,169
2018262	LDA	IITK	INDIAN INSTITUTE OF TECHNOLOGY	-	4,25,359	11,08,175	9,75,005	-	2,92,189
2018268	LDA	IITK	INDIAN INSTITUTE OF TECHNOLOGY	-	1,18,341	-	41,550	-	1,59,891
2018272	LDA	IITK	INDIAN INSTITUTE OF TECHNOLOGY	-	5,61,219	90,000	3,46,000	-	8,17,219
2018283	LDA	IITK	INDIAN INSTITUTE OF TECHNOLOGY	-	51,311	4,26,306	4,36,242	-	61,247
2018306	LDA	IITK	INDIAN INSTITUTE OF TECHNOLOGY	-	3,77,170	4,53,811	4,65,850	-	3,89,209
2018324	LDA	IITK	INDIAN INSTITUTE OF TECHNOLOGY	-	7,94,567	8,41,067	46,500	-	-

**INDIAN INSTITUTE OF TECHNOLOGY KANPUR****ACCOUNT - II****SCHEDULE FORMING PART OF BALANCE SHEET****SCHEDULE - '3C' (Consolidated Balance Sheet)****SCHEDULE - 'F-4'****SCHEDULE OF OTHER PROJECT BALANCES AS AT 31ST MARCH'2022**

PROJECT NUMBER	PROJECT TYPE	SPONSOR CODE	SPONSOR NAME	OPENING BALANCE - 01.04.2021		EXPENDITURES	RECEIPTS	CLOSING BALANCE - 31.03.2022	
				DEBIT	CREDIT			DEBIT	CREDIT
2018334	LDA	IITK	INDIAN INSTITUTE OF TECHNOLOGY	-	6,21,630	7,32,747	9,32,437	-	8,21,320
2018336	LDA	IITK	INDIAN INSTITUTE OF TECHNOLOGY	-	6,206	1,01,024	10,32,000	-	9,37,182
2018345	LDA	IITK	INDIAN INSTITUTE OF TECHNOLOGY	-	1,44,498	2,56,740	1,38,500	-	26,258
2018347	LDA	IITK	INDIAN INSTITUTE OF TECHNOLOGY	-	1,33,437	-	20,39,712	-	21,73,149
2018360	LDA	IITK	INDIAN INSTITUTE OF TECHNOLOGY	-	5,59,829	-	1,01,000	-	6,60,829
2018382	LDA	IITK	INDIAN INSTITUTE OF TECHNOLOGY	-	12,23,386	9,45,023	11,58,848	-	14,37,211
2018410	LDA	IITK	INDIAN INSTITUTE OF TECHNOLOGY	-	1,98,125	-	16,000	-	2,14,125
2018413	LDA	IITK	INDIAN INSTITUTE OF TECHNOLOGY	-	37,20,398	14,96,061	41,53,098	-	63,77,435
2018414	LDA	IITK	INDIAN INSTITUTE OF TECHNOLOGY	-	3,000	-	-	-	3,000
2018432	LDA	IITK	INDIAN INSTITUTE OF TECHNOLOGY	-	32,885	700	-	-	32,185
2018452	LDA	IITK	INDIAN INSTITUTE OF TECHNOLOGY	-	27,457	8,076	2,550	-	21,931
2018463	LDA	IITK	INDIAN INSTITUTE OF TECHNOLOGY	-	9,79,018	1,32,063	3,47,364	-	11,94,319
2018470	LDA	IITK	INDIAN INSTITUTE OF TECHNOLOGY	-	1,94,133	36,310	6,611	-	1,64,434
2018474	LDA	IITK	INDIAN INSTITUTE OF TECHNOLOGY	-	20,98,181	6,36,581	86,11,176	-	1,00,72,776
2018482	LDA	IITK	INDIAN INSTITUTE OF TECHNOLOGY	-	4,43,522	6,20,413	9,70,000	-	7,93,109

**INDIAN INSTITUTE OF TECHNOLOGY KANPUR**

**ACCOUNT - II**

**SCHEDULE FORMING PART OF BALANCE SHEET**

**SCHEDULE - '3C' (Consolidated Balance Sheet)**

**SCHEDULE - 'F-4'**

**SCHEDULE OF OTHER PROJECT BALANCES AS AT 31ST MARCH'2022**

PROJECT NUMBER	PROJECT TYPE	SPONSOR CODE	SPONSOR NAME	OPENING BALANCE - 01.04.2021		EXPENDITURES	RECEIPTS	CLOSING BALANCE - 31.03.2022	
				DEBIT	CREDIT			DEBIT	CREDIT
2018486	LDA	IITK	INDIAN INSTITUTE OF TECHNOLOGY	-	1,36,451	-	-	-	1,36,451
2018488	LDA	IITK	INDIAN INSTITUTE OF TECHNOLOGY	-	9,09,300	1,65,600	-	-	7,43,700
2018498	LDA	IITK	INDIAN INSTITUTE OF TECHNOLOGY	-	1,29,861	-	43,263	-	1,73,124
2018508	LDA	IITK	INDIAN INSTITUTE OF TECHNOLOGY	-	4,96,651	7,92,352	9,24,287	-	6,28,586
2019011	LDA	IITK	INDIAN INSTITUTE OF TECHNOLOGY	-	3,07,682	1,11,253	4,550	-	2,00,979
2019024	LDA	IITK	INDIAN INSTITUTE OF TECHNOLOGY	-	10,31,393	3,07,888	5,000	-	7,28,505
2019035	LDA	IITK	INDIAN INSTITUTE OF TECHNOLOGY	-	-	-	40,000	-	40,000
2019038	LDA	IITK	INDIAN INSTITUTE OF TECHNOLOGY	-	4,46,066	-	-	-	4,46,066
2019074	LDA	IITK	INDIAN INSTITUTE OF TECHNOLOGY	-	4,778	-	24,750	-	29,528
2019099	LDA	IITK	INDIAN INSTITUTE OF TECHNOLOGY	-	93,000	20,260	1,90,000	-	2,62,740
2019113	LDA	IITK	INDIAN INSTITUTE OF TECHNOLOGY	-	8,91,675	1,99,902	7,32,722	-	14,24,495
2019114	LDA	IITK	INDIAN INSTITUTE OF TECHNOLOGY	-	4,63,109	3,28,106	11,58,904	-	12,93,907
2019133	LDA	IITK	INDIAN INSTITUTE OF TECHNOLOGY	-	5,15,044	3,49,284	1,90,900	-	3,56,660
2019151	LDA	IITK	INDIAN INSTITUTE OF TECHNOLOGY	-	43,41,909	40,30,850	38,23,502	-	41,34,561
2019184	LDA	IITK	INDIAN INSTITUTE OF TECHNOLOGY	-	35,200	-	20,323	-	55,523

**INDIAN INSTITUTE OF TECHNOLOGY KANPUR****ACCOUNT - II****SCHEDULE FORMING PART OF BALANCE SHEET****SCHEDULE - '3C' (Consolidated Balance Sheet)****SCHEDULE - 'F-4'****SCHEDULE OF OTHER PROJECT BALANCES AS AT 31ST MARCH'2022**

PROJECT NUMBER	PROJECT TYPE	SPONSOR CODE	SPONSOR NAME	OPENING BALANCE - 01.04.2021		EXPENDITURES	RECEIPTS	CLOSING BALANCE - 31.03.2022	
				DEBIT	CREDIT			DEBIT	CREDIT
2019191	LDA	IITK	INDIAN INSTITUTE OF TECHNOLOGY	-	2,96,157	-	21,220	-	3,17,377
2019204	LDA	IITK	INDIAN INSTITUTE OF TECHNOLOGY	-	5,37,151	2,66,300	87,141	-	3,57,992
2019228	LDA	IITK	INDIAN INSTITUTE OF TECHNOLOGY	-	1,000	-	2,000	-	3,000
2019229	LDA	IITK	INDIAN INSTITUTE OF TECHNOLOGY	-	10,53,624	31,000	1,27,010	-	11,49,634
2019241	LDA	IITK	INDIAN INSTITUTE OF TECHNOLOGY	-	-	-	5,08,200	-	5,08,200
2019242	LDA	IITK	INDIAN INSTITUTE OF TECHNOLOGY	-	3,44,369	3,14,027	6,36,876	-	6,67,218
2019248	LDA	IITK	INDIAN INSTITUTE OF TECHNOLOGY	-	5,32,716	14,12,888	19,35,500	-	10,55,328
2019253	LDA	IITK	INDIAN INSTITUTE OF TECHNOLOGY	-	6,70,642	4,22,473	4,14,891	-	6,63,060
2019263	LDA	IITK	INDIAN INSTITUTE OF TECHNOLOGY	-	27,12,700	3,66,769	5,06,670	-	28,52,601
2019280	LDA	IITK	INDIAN INSTITUTE OF TECHNOLOGY	-	2,13,538	-	-	-	2,13,538
2019294	LDA	IITK	INDIAN INSTITUTE OF TECHNOLOGY	-	3,74,971	17,972	4,83,234	-	8,40,233
2019318	LDA	IITK	INDIAN INSTITUTE OF TECHNOLOGY	-	18,50,720	14,821	2,34,400	-	20,70,299
2019351	LDA	IITK	INDIAN INSTITUTE OF TECHNOLOGY	-	17,35,365	1,98,290	8,00,645	-	23,37,720
2019352	LDA	IITK	INDIAN INSTITUTE OF TECHNOLOGY	-	10,01,379	59,685	89,500	-	10,31,194
2019394	LDA	IITK	INDIAN INSTITUTE OF TECHNOLOGY	-	20,06,187	13,88,484	8,53,851	-	14,71,554

**INDIAN INSTITUTE OF TECHNOLOGY KANPUR****ACCOUNT - II****SCHEDULE FORMING PART OF BALANCE SHEET****SCHEDULE - '3C' (Consolidated Balance Sheet)****SCHEDULE - 'F-4'****SCHEDULE OF OTHER PROJECT BALANCES AS AT 31ST MARCH'2022**

PROJECT NUMBER	PROJECT TYPE	SPONSOR CODE	SPONSOR NAME	OPENING BALANCE - 01.04.2021		EXPENDITURES	RECEIPTS	CLOSING BALANCE - 31.03.2022	
				DEBIT	CREDIT			DEBIT	CREDIT
2019424	LDA	IITK	INDIAN INSTITUTE OF TECHNOLOGY	-	3,000	-	10,000	-	13,000
2019426	LDA	IITK	INDIAN INSTITUTE OF TECHNOLOGY	-	57,38,498	10,000	7,25,860	-	64,54,358
2019447	LDA	IITK	INDIAN INSTITUTE OF TECHNOLOGY	-	3,74,201	68,796	2,59,310	-	5,64,715
2019493	LDA	IITK	INDIAN INSTITUTE OF TECHNOLOGY	-	-	-	3,50,000	-	3,50,000
2019500	LDA	IITK	INDIAN INSTITUTE OF TECHNOLOGY	-	4,50,000	39,603	16,40,077	-	20,50,474
2019526	LDA	IITK	INDIAN INSTITUTE OF TECHNOLOGY	-	2,55,347	2,71,341	-	15,994	-
2019541	LDA	IITK	INDIAN INSTITUTE OF TECHNOLOGY	-	4,500	-	26,802	-	31,302
2020019	LDA	IITK	INDIAN INSTITUTE OF TECHNOLOGY	-	10,21,644	4,59,504	3,71,400	-	9,33,540
2020040	LDA	IITK	INDIAN INSTITUTE OF TECHNOLOGY	-	5,07,130	3,94,687	29,900	-	1,42,343
2020044	LDA	IITK	INDIAN INSTITUTE OF TECHNOLOGY	-	46,84,419	1,08,852	44,79,072	-	90,54,639
2020049	LDA	IITK	INDIAN INSTITUTE OF TECHNOLOGY	-	7,23,082	2,70,500	37,19,499	-	41,72,081
2020063	LDA	IITK	INDIAN INSTITUTE OF TECHNOLOGY	-	27,079	-	-	-	27,079
2020105	LDA	IITK	INDIAN INSTITUTE OF TECHNOLOGY	-	7,64,542	3,25,679	32,44,000	-	36,82,863
2020157	LDA	IITK	INDIAN INSTITUTE OF TECHNOLOGY	-	31,98,016	3,14,047	23,23,640	-	52,07,609
2020165	LDA	IITK	INDIAN INSTITUTE OF TECHNOLOGY	-	4,99,715	1,70,679	1,31,350	-	4,60,386



**INDIAN INSTITUTE OF TECHNOLOGY KANPUR**  
**ACCOUNT - II**  
**SCHEDULE FORMING PART OF BALANCE SHEET**  
**SCHEDULE - '3C' (Consolidated Balance Sheet)**  
**SCHEDULE - 'F-4'**

**SCHEDULE OF OTHER PROJECT BALANCES AS AT 31ST MARCH'2022**

PROJECT NUMBER	PROJECT TYPE	SPONSOR CODE	SPONSOR NAME	OPENING BALANCE - 01.04.2021		EXPENDITURES	RECEIPTS	CLOSING BALANCE - 31.03.2022	
				DEBIT	CREDIT			DEBIT	CREDIT
2020193	LDA	IITK	INDIAN INSTITUTE OF TECHNOLOGY	-	8,25,893	8,05,637	1,75,700	-	1,95,956
2020210	LDA	IITK	INDIAN INSTITUTE OF TECHNOLOGY	-	46,650	35,000	20,10,000	-	20,21,650
2020211	LDA	IITK	INDIAN INSTITUTE OF TECHNOLOGY	-	41,57,519	-	10,48,900	-	52,06,419
2020215	LDA	IITK	INDIAN INSTITUTE OF TECHNOLOGY	-	5,92,731	2,10,353	1,23,500	-	5,05,878
2020216	LDA	IITK	INDIAN INSTITUTE OF TECHNOLOGY	-	41,68,613	9,33,726	34,00,000	-	66,34,887
2020223	LDA	IITK	INDIAN INSTITUTE OF TECHNOLOGY	-	2,71,655	13,570	4,24,890	-	6,82,975
2020234	LDA	IITK	INDIAN INSTITUTE OF TECHNOLOGY	-	14,37,887	5,24,184	4,67,700	-	13,81,403
2020235	LDA	IITK	INDIAN INSTITUTE OF TECHNOLOGY	-	1,53,826	-	1,43,300	-	2,97,126
2020241	LDA	IITK	INDIAN INSTITUTE OF TECHNOLOGY	-	-	10,000	1,26,671	-	1,16,671
2020247	LDA	IITK	INDIAN INSTITUTE OF TECHNOLOGY	-	18,825	35,000	65,100	-	48,925
2020256	LDA	IITK	INDIAN INSTITUTE OF TECHNOLOGY	-	1,83,333	-	21,800	-	2,05,133
2020271	LDA	IITK	INDIAN INSTITUTE OF TECHNOLOGY	-	3,89,731	92,551	1,39,000	-	4,36,180
2020272	LDA	IITK	INDIAN INSTITUTE OF TECHNOLOGY	-	-	-	30,00,000	-	30,00,000
2020294	LDA	IITK	INDIAN INSTITUTE OF TECHNOLOGY	-	3,06,567	15,59,964	14,76,861	-	2,23,464
2020309	LDA	IITK	INDIAN INSTITUTE OF TECHNOLOGY	-	9,39,577	6,21,394	10,44,153	-	13,62,336

**INDIAN INSTITUTE OF TECHNOLOGY KANPUR****ACCOUNT - II****SCHEDULE FORMING PART OF BALANCE SHEET****SCHEDULE - '3C' (Consolidated Balance Sheet)****SCHEDULE - 'F-4'****SCHEDULE OF OTHER PROJECT BALANCES AS AT 31ST MARCH'2022**

PROJECT NUMBER	PROJECT TYPE	SPONSOR CODE	SPONSOR NAME	OPENING BALANCE - 01.04.2021		EXPENDITURES	RECEIPTS	CLOSING BALANCE - 31.03.2022	
				DEBIT	CREDIT			DEBIT	CREDIT
2020310	LDA	IITK	INDIAN INSTITUTE OF TECHNOLOGY	-	5,83,947	3,97,065	13,51,257	-	15,38,139
2020311	LDA	IITK	INDIAN INSTITUTE OF TECHNOLOGY	-	1,35,623	33,460	14,350	-	1,16,513
2020349	LDA	IITK	INDIAN INSTITUTE OF TECHNOLOGY	-	70,982	-	37,450	-	1,08,432
2020350	LDA	IITK	INDIAN INSTITUTE OF TECHNOLOGY	-	1,85,471	1,47,276	1,37,000	-	1,75,195
2020351	LDA	IITK	INDIAN INSTITUTE OF TECHNOLOGY	-	18,339	2,500	-	-	15,839
2020359	LDA	IITK	INDIAN INSTITUTE OF TECHNOLOGY	-	1,12,569	-	7,45,000	-	8,57,569
2020363	LDA	IITK	INDIAN INSTITUTE OF TECHNOLOGY	-	25,19,129	12,60,208	15,15,021	-	27,73,942
2020374	LDA	IITK	INDIAN INSTITUTE OF TECHNOLOGY	-	4,500	23,270	1,83,260	-	1,64,490
2020417	LDA	IITK	INDIAN INSTITUTE OF TECHNOLOGY	-	74,865	-	12,44,119	-	13,18,984
2020427	LDA	IITK	INDIAN INSTITUTE OF TECHNOLOGY	-	-	11,47,281	47,33,150	-	35,85,869
2020431	LDA	IITK	INDIAN INSTITUTE OF TECHNOLOGY	-	-	10,793	1,31,217	-	1,20,424
2020432	LDA	IITK	INDIAN INSTITUTE OF TECHNOLOGY	-	-	-	1,47,600	-	1,47,600
2021001	LDA	IITK	INDIAN INSTITUTE OF TECHNOLOGY	-	-	-	75,000	-	75,000
2021018	LDA	IITK	INDIAN INSTITUTE OF TECHNOLOGY	-	-	-	4,41,000	-	4,41,000
2021041	LDA	IITK	INDIAN INSTITUTE OF TECHNOLOGY	-	-	-	10,690	-	10,690

**INDIAN INSTITUTE OF TECHNOLOGY KANPUR****ACCOUNT - II****SCHEDULE FORMING PART OF BALANCE SHEET****SCHEDULE - '3C' (Consolidated Balance Sheet)****SCHEDULE - 'F-4'****SCHEDULE OF OTHER PROJECT BALANCES AS AT 31ST MARCH'2022**

PROJECT NUMBER	PROJECT TYPE	SPONSOR CODE	SPONSOR NAME	OPENING BALANCE - 01.04.2021		EXPENDITURES	RECEIPTS	CLOSING BALANCE - 31.03.2022	
				DEBIT	CREDIT			DEBIT	CREDIT
2021050	LDA	IITK	INDIAN INSTITUTE OF TECHNOLOGY	-	-	3,95,409	1,11,72,326	-	1,07,76,917
2021086	LDA	IITK	INDIAN INSTITUTE OF TECHNOLOGY	-	-	18,48,135	53,26,642	-	34,78,507
2021094	LDA	IITK	INDIAN INSTITUTE OF TECHNOLOGY	-	-	8,85,664	62,48,288	-	53,62,624
2021100	LDA	IITK	INDIAN INSTITUTE OF TECHNOLOGY	-	-	3,060	52,44,819	-	52,41,759
2021110	LDA	IITK	INDIAN INSTITUTE OF TECHNOLOGY	-	-	-	78,000	-	78,000
2021139	LDA	IITK	INDIAN INSTITUTE OF TECHNOLOGY	-	-	-	1,20,899	-	1,20,899
2021148	LDA	IITK	INDIAN INSTITUTE OF TECHNOLOGY	-	-	2,573	4,52,445	-	4,49,872
2021149	LDA	IITK	INDIAN INSTITUTE OF TECHNOLOGY	-	-	70,214	2,70,512	-	2,00,298
2021158	LDA	IITK	INDIAN INSTITUTE OF TECHNOLOGY	-	-	45,000	1,96,462	-	1,51,462
2021159	LDA	IITK	INDIAN INSTITUTE OF TECHNOLOGY	-	-	18,48,120	27,39,974	-	8,91,854
2021172	LDA	IITK	INDIAN INSTITUTE OF TECHNOLOGY	-	-	2,53,940	5,06,328	-	2,52,388
2021175	LDA	IITK	INDIAN INSTITUTE OF TECHNOLOGY	-	-	2,21,220	14,84,846	-	12,63,626
2021179	LDA	IITK	INDIAN INSTITUTE OF TECHNOLOGY	-	-	2,96,146	21,95,000	-	18,98,854
2021180	LDA	IITK	INDIAN INSTITUTE OF TECHNOLOGY	-	-	-	2,17,40,000	-	2,17,40,000
2021201	LDA	IITK	INDIAN INSTITUTE OF TECHNOLOGY	-	-	2,35,050	2,40,737	-	5,687

**INDIAN INSTITUTE OF TECHNOLOGY KANPUR****ACCOUNT - II****SCHEDULE FORMING PART OF BALANCE SHEET****SCHEDULE - '3C' (Consolidated Balance Sheet)****SCHEDULE - 'F-4'****SCHEDULE OF OTHER PROJECT BALANCES AS AT 31ST MARCH'2022**

PROJECT NUMBER	PROJECT TYPE	SPONSOR CODE	SPONSOR NAME	OPENING BALANCE - 01.04.2021		EXPENDITURES	RECEIPTS	CLOSING BALANCE - 31.03.2022	
				DEBIT	CREDIT			DEBIT	CREDIT
2021211	LDA	IITK	INDIAN INSTITUTE OF TECHNOLOGY	-	-	-	30,000	-	30,000
2021230	LDA	IITK	INDIAN INSTITUTE OF TECHNOLOGY	-	-	1,84,071	35,14,817	-	33,30,746
2021232	LDA	IITK	INDIAN INSTITUTE OF TECHNOLOGY	-	-	2,28,300	14,63,330	-	12,35,030
2021233	LDA	IITK	INDIAN INSTITUTE OF TECHNOLOGY	-	-	69,001	12,55,236	-	11,86,235
2021235	LDA	IITK	INDIAN INSTITUTE OF TECHNOLOGY	-	-	13,50,582	37,42,550	-	23,91,968
2021256	LDA	IITK	INDIAN INSTITUTE OF TECHNOLOGY	-	-	-	4,73,258	-	4,73,258
2021272	LDA	IITK	INDIAN INSTITUTE OF TECHNOLOGY	-	-	5,54,110	42,14,733	-	36,60,623
2021278	LDA	IITK	INDIAN INSTITUTE OF TECHNOLOGY	-	-	-	71,500	-	71,500
2021280	LDA	IITK	INDIAN INSTITUTE OF TECHNOLOGY	-	-	-	20,000	-	20,000
2021289	LDA	IITK	INDIAN INSTITUTE OF TECHNOLOGY	-	-	-	17,80,908	-	17,80,908
2021302	LDA	IITK	INDIAN INSTITUTE OF TECHNOLOGY	-	-	2,07,085	5,40,487	-	3,33,402
2021321	LDA	IITK	INDIAN INSTITUTE OF TECHNOLOGY	-	-	-	8,03,000	-	8,03,000
2021331	LDA	IITK	INDIAN INSTITUTE OF TECHNOLOGY	-	-	1,42,836	23,68,638	-	22,25,802
2021337	LDA	IITK	INDIAN INSTITUTE OF TECHNOLOGY	-	-	-	2,75,708	-	2,75,708
2021338	LDA	IITK	INDIAN INSTITUTE OF TECHNOLOGY	-	-	-	20,600	-	20,600

**INDIAN INSTITUTE OF TECHNOLOGY KANPUR****ACCOUNT - II****SCHEDULE FORMING PART OF BALANCE SHEET****SCHEDULE - '3C' (Consolidated Balance Sheet)****SCHEDULE - 'F-4'****SCHEDULE OF OTHER PROJECT BALANCES AS AT 31ST MARCH'2022**

PROJECT NUMBER	PROJECT TYPE	SPONSOR CODE	SPONSOR NAME	OPENING BALANCE - 01.04.2021		EXPENDITURES	RECEIPTS	CLOSING BALANCE - 31.03.2022	
				DEBIT	CREDIT			DEBIT	CREDIT
2021344	LDA	IITK	INDIAN INSTITUTE OF TECHNOLOGY	-	-	-	9,82,011	-	9,82,011
2021354	LDA	IITK	INDIAN INSTITUTE OF TECHNOLOGY	-	-	-	70,000	-	70,000
2021365	LDA	IITK	INDIAN INSTITUTE OF TECHNOLOGY	-	-	-	25,000	-	25,000
2021377	LDA	IITK	INDIAN INSTITUTE OF TECHNOLOGY	-	-	-	5,00,000	-	5,00,000
2021385	LDA	IITK	INDIAN INSTITUTE OF TECHNOLOGY	-	-	33,600	78,158	-	44,558
2021386	LDA	IITK	INDIAN INSTITUTE OF TECHNOLOGY	-	-	-	2,24,638	-	2,24,638
2021390	LDA	IITK	INDIAN INSTITUTE OF TECHNOLOGY	-	-	-	10,47,676	-	10,47,676
2021407	LDA	IITK	INDIAN INSTITUTE OF TECHNOLOGY	-	-	-	70,901	-	70,901
2021415	LDA	IITK	INDIAN INSTITUTE OF TECHNOLOGY	-	-	-	1,56,265	-	1,56,265
2021416	LDA	IITK	INDIAN INSTITUTE OF TECHNOLOGY	-	-	8,000	54,75,734	-	54,67,734
2021423	LDA	IITK	INDIAN INSTITUTE OF TECHNOLOGY	-	-	-	9,25,300	-	9,25,300
2021492	LDA	IITK	INDIAN INSTITUTE OF TECHNOLOGY	-	-	-	4,94,597	-	4,94,597
2021510	LDA	IITK	INDIAN INSTITUTE OF TECHNOLOGY	-	-	-	15,90,000	-	15,90,000
2021516	LDA	IITK	INDIAN INSTITUTE OF TECHNOLOGY	-	-	-	8,70,000	-	8,70,000
2021517	LDA	IITK	INDIAN INSTITUTE OF TECHNOLOGY	-	-	-	3,83,557	-	3,83,557

**INDIAN INSTITUTE OF TECHNOLOGY KANPUR****ACCOUNT - II****SCHEDULE FORMING PART OF BALANCE SHEET****SCHEDULE - '3C' (Consolidated Balance Sheet)****SCHEDULE - 'F-4'****SCHEDULE OF OTHER PROJECT BALANCES AS AT 31ST MARCH'2022**

PROJECT NUMBER	PROJECT TYPE	SPONSOR CODE	SPONSOR NAME	OPENING BALANCE - 01.04.2021		EXPENDITURES	RECEIPTS	CLOSING BALANCE - 31.03.2022	
				DEBIT	CREDIT			DEBIT	CREDIT
2021519	LDA	IITK	INDIAN INSTITUTE OF TECHNOLOGY	-	-	-	2,33,096	-	2,33,096
2021542	LDA	IITK	INDIAN INSTITUTE OF TECHNOLOGY	-	-	-	2,70,387	-	2,70,387
2021548	LDA	IITK	INDIAN INSTITUTE OF TECHNOLOGY	-	-	1,07,30,895	1,07,30,895	-	-
19980168	MIS	MIS001	misc	-	7,32,489	-	-	-	7,32,489
20030112	MIS	CHIPS	CHIPS, CHATTISGARH	-	16,77,323	-	-	-	16,77,323
20030113	MIS	MIS001	misc	14,77,826	-	-	-	14,77,826	-
20040008	MIS	MICROS	MICROSOFT CORPORATION	212	-	-	-	212	-
20040111	MIS	UPEC	UP ELECTRONICS CORPORATION LIMITED	-	4,500	-	-	-	4,500
20040313	MIS	IITK	INDIAN INSTITUTE OF TECHNOLOGY	-	46,889	-	-	-	46,889
20060355	MIS	MIS001	misc	-	41,00,000	-	-	-	41,00,000
20090284	MIS	IITK	INDIAN INSTITUTE OF TECHNOLOGY	-	322	-	-	-	322
20100147	MIS	MISC	MISCELLANEOUS	-	49,55,566	33,52,852	15,00,400	-	31,03,114
20110009	MIS	IITK	INDIAN INSTITUTE OF TECHNOLOGY	-	41,26,642	41,26,642	-	-	-
20110242	MIS	MIS	MIS	-	38,73,166	1,34,52,052	96,42,754	-	63,868
20110244	MIS	TIDE	TECHNOLOGY INCUBATION & DEVELOPMENT ENTREPRENURSHIP	3,876	-	-	-	3,876	-
20110294	MIS	MISC	MISCELLANEOUS	-	9,274	-	-	-	9,274
20120024	MIS	MISC	MISCELLANEOUS	-	-	45,00,000	45,00,000	-	-
20120093	MIS	NSTEDB	NATIONAL S & T ENTREPRENEURSHIP DEVELOPMENT BOARD	-	5,000	-	-	-	5,000

**INDIAN INSTITUTE OF TECHNOLOGY KANPUR****ACCOUNT - II****SCHEDULE FORMING PART OF BALANCE SHEET****SCHEDULE - '3C' (Consolidated Balance Sheet)****SCHEDULE - 'F-4'****SCHEDULE OF OTHER PROJECT BALANCES AS AT 31ST MARCH'2022**

PROJECT NUMBER	PROJECT TYPE	SPONSOR CODE	SPONSOR NAME	OPENING BALANCE - 01.04.2021		EXPENDITURES	RECEIPTS	CLOSING BALANCE - 31.03.2022	
				DEBIT	CREDIT			DEBIT	CREDIT
20120345	MIS	TIDE	TECHNOLOGY INCUBATION & DEVELOPMENT ENTREPRENURSHIP	23,41,298	-	-	-	23,41,298	-
20130249	MIS	IITK	INDIAN INSTITUTE OF TECHNOLOGY	-	1,18,38,747	1,33,33,979	1,76,61,167	-	1,61,65,935
2014027	MIS	TDB	TECHNOLOGY DEVELOPMENT BOARD	5,00,000	-	-	-	5,00,000	-
2014185	MIS	SIDBI	SMALL IND. DEV. BANK OF INIDA	-	10,08,883	-	-	-	10,08,883
2014378	MIS	MOL	MINISTRY OF LABOUR	-	1	-	-	-	1
2015047	MIS	DORA	DEAN OF RESOURCES AND ALUMNI	-	50,000	-	-	-	50,000
2015208A	MIS	MISC	MISCELLANEOUS	-	3,25,443	-	-	-	3,25,443
2015208B	MIS	MISC	MISCELLANEOUS	-	4,66,256	-	-	-	4,66,256
2015333	MIS	MISC	MISCELLANEOUS	-	2,89,814	-	-	-	2,89,814
2016077	MIS	MISC	MISCELLANEOUS	15,68,209	-	7,080	5,88,000	9,87,289	-
2017396	MIS	MISC	MISCELLANEOUS	90,18,612	-	1,40,96,764	2,31,15,376	-	-
2018093G	MIS	GAIL	GAS AUTHORITY OF INDIA LTD	-	-	4,00,000	4,00,000	-	-
2018093H	MIS	GAIL	GAS AUTHORITY OF INDIA LTD	-	-	7,87,951	7,87,951	-	-
2018174A	MIS	DST	DEPARTMENT OF SC.& TECHNOLOGY	6,57,554	-	-	-	6,57,554	-
2018174B	MIS	DST	DEPARTMENT OF SC.& TECHNOLOGY	2,96,942	-	7,324	-	3,04,266	-
2018174C	MIS	DST	DEPARTMENT OF SC.& TECHNOLOGY	2,64,113	-	3,511	-	2,67,624	-
2018174D	MIS	DST	DEPARTMENT OF SC.& TECHNOLOGY	2,27,506	-	-	-	2,27,506	-
2018499	MIS	MISC	MISCELLANEOUS	-	2,68,203	-	-	-	2,68,203

**INDIAN INSTITUTE OF TECHNOLOGY KANPUR****ACCOUNT - II****SCHEDULE FORMING PART OF BALANCE SHEET****SCHEDULE - '3C' (Consolidated Balance Sheet)****SCHEDULE - 'F-4'****SCHEDULE OF OTHER PROJECT BALANCES AS AT 31ST MARCH 2022**

PROJECT NUMBER	PROJECT TYPE	SPONSOR CODE	SPONSOR NAME	OPENING BALANCE - 01.04.2021		EXPENDITURES	RECEIPTS	CLOSING BALANCE - 31.03.2022	
				DEBIT	CREDIT			DEBIT	CREDIT
2020160	MIS	R&D	R & D FUND	-	-	1,13,57,437	1,13,57,437	-	-
2020377	MIS	LATROB	LATROBE UNIVERSITY AUSTRALIA	-	-	48,10,593	51,01,593	-	2,91,000
2020377A	MIS	LATROB	LATROBE UNIVERSITY AUSTRALIA	5,62,500	-	19,87,500	32,00,000	-	6,50,000
2020378	MIS	LATROB	LATROBE UNIVERSITY AUSTRALIA	26,217	-	8,28,177	15,00,000	-	6,45,606
2020393	MIS	MIS	MIS	-	-	3,78,15,083	3,78,15,083	-	-
2020413	MIS	UPSIDA	UP STATE INDUSTRIAL DEVELOPMENT AUTHORITY	-	1,22,499	2,76,219	8,54,583	-	7,00,863
2020419	MIS	MISC	MISCELLANEOUS	-	21,749	1,61,248	1,43,608	-	4,109
2021048	MIS	MSME	MICRO, SMALL & MEDIUM ENTERPRISES	-	-	38,39,543	56,70,000	-	18,30,457
2021368	MIS	MISC	MISCELLANEOUS	-	-	3,55,261	5,00,000	-	1,44,739
2021429	MIS	CT-ELU	COMET TECHNOLOGIES & ELU TECHNOLOGY COMPANY LIMITED	-	-	-	1,04,00,000	-	1,04,00,000
96233	MIS	RAH	RA HOSTEL	-	3,56,92,001	53,47,758	1,48,92,467	-	4,52,36,710
19970026	OTH	IITK	INDIAN INSTITUTE OF TECHNOLOGY	-	1,48,634	-	-	-	1,48,634
19970327	OTH	AICTE	ALL INDIA COUNCIL OF TECH EDU	-	5,88,689	-	-	-	5,88,689
20010131	OTH	SAMTEL	SAMTEL	-	5,000	-	-	-	5,000
20030375	OTH	IITK	INDIAN INSTITUTE OF TECHNOLOGY	-	19,45,988	-	-	-	19,45,988
20030379	OTH	IITK	INDIAN INSTITUTE OF TECHNOLOGY	14,71,921	-	-	-	14,71,921	-
20060115	OTH	IITK	INDIAN INSTITUTE OF TECHNOLOGY	-	5,01,26,164	1,44,97,514	1,21,55,212	-	4,77,83,862



**INDIAN INSTITUTE OF TECHNOLOGY KANPUR****ACCOUNT - II****SCHEDULE FORMING PART OF BALANCE SHEET****SCHEDULE - '3C' (Consolidated Balance Sheet)****SCHEDULE - 'F-4'****SCHEDULE OF OTHER PROJECT BALANCES AS AT 31ST MARCH'2022**

PROJECT NUMBER	PROJECT TYPE	SPONSOR CODE	SPONSOR NAME	OPENING BALANCE - 01.04.2021		EXPENDITURES	RECEIPTS	CLOSING BALANCE - 31.03.2022	
				DEBIT	CREDIT			DEBIT	CREDIT
20070225	OTH	IITK	INDIAN INSTITUTE OF TECHNOLOGY	-	6,89,690	-	-	-	6,89,690
20100166	OTH	MIS	MIS	-	3,00,995	-	40,000	-	3,40,995
20100286	OTH	IITK	INDIAN INSTITUTE OF TECHNOLOGY	-	29,442	-	-	-	29,442
20130009	OTH	IITK	INDIAN INSTITUTE OF TECHNOLOGY	2,72,000	-	8,36,284	11,66,400	-	58,116
2016067	OTH	IITK	INDIAN INSTITUTE OF TECHNOLOGY	1,86,067	-	2,80,347	-	4,66,414	-
2017061	OTH	MISC	MISCELLANEOUS	-	12,07,399	1,04,009	5,76,417	-	16,79,807
2017295	OTH	R&D	R & D FUND	-	753	-	-	-	753
2017435	OTH	COGJET	COGNITIVE SC. JOINT ENTRANCE TEST	-	5,11,665	2,17,260	-	-	2,94,405
2018366	OTH	GOOGLE	GOOGLE ONLINE INDIA PVT.LTD	-	12,81,686	-	-	-	12,81,686
2018411	OTH	IITK	INDIAN INSTITUTE OF TECHNOLOGY	-	1,97,612	1,92,061	4,00,000	-	4,05,551
2018460	OTH	DORA	DEAN OF RESOURCES AND ALUMNI	33,872	-	-	33,872	-	-
2018462	OTH	CSIR	COUNCIL OF SC.& IND. RESEARCH	1,35,000	-	2,10,000	1,80,000	1,65,000	-
2018467A	OTH	UPEIDA	UTTAR PRADESH EXPRESSWAYS INDUSTRIAL DEVELOPMENT AUTHORITY	-	18,05,729	7,45,500	-	-	10,60,229
2018467B	OTH	UPEIDA	UTTAR PRADESH EXPRESSWAYS INDUSTRIAL DEVELOPMENT AUTHORITY	-	8,68,000	-	-	-	8,68,000
2018467C	OTH	UPEIDA	UTTAR PRADESH EXPRESSWAYS INDUSTRIAL DEVELOPMENT AUTHORITY	-	38,978	39,709	-	731	-

**INDIAN INSTITUTE OF TECHNOLOGY KANPUR****ACCOUNT - II****SCHEDULE FORMING PART OF BALANCE SHEET****SCHEDULE - '3C' (Consolidated Balance Sheet)****SCHEDULE - 'F-4'****SCHEDULE OF OTHER PROJECT BALANCES AS AT 31ST MARCH'2022**

PROJECT NUMBER	PROJECT TYPE	SPONSOR CODE	SPONSOR NAME	OPENING BALANCE - 01.04.2021		EXPENDITURES	RECEIPTS	CLOSING BALANCE - 31.03.2022	
				DEBIT	CREDIT			DEBIT	CREDIT
2018467D	OTH	UPEIDA	UTTAR PRADESH EXPRESSWAYS INDUSTRIAL DEVELOPMENT AUTHORITY	-	3,41,282	3,41,282	-	-	-
2018531	OTH	MAXLIN	MAXLINEAR	-	-	44,51,140	74,12,930	-	29,61,790
2019123A	OTH	MISC	MISCELLANEOUS	-	16,38,260	2,60,000	-	-	13,78,260
2019258	OTH	SERB	SCIENCE & ENGINEERING RESEARCH BOARD	-	1,33,871	-	-	-	1,33,871
2019479	OTH	IITK	INDIAN INSTITUTE OF TECHNOLOGY	-	56,53,729	30,82,997	-	-	25,70,732
2019499	OTH	DORA	DEAN OF RESOURCES AND ALUMNI	2,15,000	-	-	2,15,000	-	-
2020055	OTH	MISC	MISCELLANEOUS	-	56,82,466	2,45,89,905	1,83,54,420	5,53,019	-
2021052	OTH	ERIC	ERICSSON INDIA PRIVATE LIMITED	-	-	1,21,68,977	1,21,68,977	-	-
2021118	OTH	MISC	MISCELLANEOUS	-	-	-	40,27,907	-	40,27,907
2021222	OTH	DST	DEPARTMENT OF SC.& TECHNOLOGY	-	-	5,31,254	5,00,000	31,254	-
2021311	OTH	GOOGLE	GOOGLE ONLINE INDIA PVT.LTD	-	-	382	3,73,750	-	3,73,368
2021316	OTH	TSI	TSI INSTRUMENTS INDIA PRIVATE LIMITED	-	-	-	8,00,000	-	8,00,000
2021380	OTH	GOOGLE	GOOGLE ONLINE INDIA PVT.LTD	-	-	381	3,73,750	-	3,73,369
2021392	OTH	OFB	ORDNANCE FACTORY BAREILLY	-	-	-	3,75,000	-	3,75,000
9277	OTH	IITK	INDIAN INSTITUTE OF TECHNOLOGY	-	20,04,146	10,23,645	8,564	-	9,89,065
20100167	PA	MIS	MIS	-	89,571	1,03,478	2,03,450	-	1,89,543
20100168	PA	MIS	MIS	-	41,558	-	-	-	41,558
20100169	PA	MIS	MIS	-	8,347	-	-	-	8,347

**INDIAN INSTITUTE OF TECHNOLOGY KANPUR****ACCOUNT - II****SCHEDULE FORMING PART OF BALANCE SHEET****SCHEDULE - '3C' (Consolidated Balance Sheet)****SCHEDULE - 'F-4'****SCHEDULE OF OTHER PROJECT BALANCES AS AT 31ST MARCH'2022**

PROJECT NUMBER	PROJECT TYPE	SPONSOR CODE	SPONSOR NAME	OPENING BALANCE - 01.04.2021		EXPENDITURES	RECEIPTS	CLOSING BALANCE - 31.03.2022	
				DEBIT	CREDIT			DEBIT	CREDIT
19970050	PDA	IITK	INDIAN INSTITUTE OF TECHNOLOGY	-	10,899	-	-	-	10,899
19970114	PDA	IITK	INDIAN INSTITUTE OF TECHNOLOGY	-	7,508	-	-	-	7,508
19970118	PDA	IITK	INDIAN INSTITUTE OF TECHNOLOGY	-	1,87,880	15,340	-	-	1,72,540
19970123	PDA	IITK	INDIAN INSTITUTE OF TECHNOLOGY	-	1,25,775	3,04,908	2,63,823	-	84,690
19970145	PDA	IITK	INDIAN INSTITUTE OF TECHNOLOGY	-	10,55,529	13,274	-	-	10,42,255
19970147	PDA	IITK	INDIAN INSTITUTE OF TECHNOLOGY	-	28,43,761	28,63,276	16,14,081	-	15,94,566
19970160	PDA	IITK	INDIAN INSTITUTE OF TECHNOLOGY	-	1,82,851	1,83,780	5,00,040	-	4,99,111
19970164	PDA	IITK	INDIAN INSTITUTE OF TECHNOLOGY	-	252	-	-	-	252
19970167	PDA	IITK	INDIAN INSTITUTE OF TECHNOLOGY	-	51,391	-	-	-	51,391
19970169	PDA	IITK	INDIAN INSTITUTE OF TECHNOLOGY	-	28,243	38,618	30,000	-	19,625
19970171	PDA	IITK	INDIAN INSTITUTE OF TECHNOLOGY	-	25,500	-	-	-	25,500
19970174	PDA	IITK	INDIAN INSTITUTE OF TECHNOLOGY	-	10,35,942	-	36,000	-	10,71,942
19970175	PDA	IITK	INDIAN INSTITUTE OF TECHNOLOGY	-	5,28,685	2,59,997	1,50,804	-	4,19,492
19970266	PDA	IITK	INDIAN INSTITUTE OF TECHNOLOGY	-	3,15,237	26,800	19,012	-	3,07,449
19970291	PDA	IITK	INDIAN INSTITUTE OF TECHNOLOGY	-	7,04,069	62,084	-	-	6,41,985

**INDIAN INSTITUTE OF TECHNOLOGY KANPUR**

**ACCOUNT - II**

**SCHEDULE FORMING PART OF BALANCE SHEET**

**SCHEDULE - '3C' (Consolidated Balance Sheet)**

**SCHEDULE - 'F-4'**

**SCHEDULE OF OTHER PROJECT BALANCES AS AT 31ST MARCH'2022**

PROJECT NUMBER	PROJECT TYPE	SPONSOR CODE	SPONSOR NAME	OPENING BALANCE - 01.04.2021		EXPENDITURES	RECEIPTS	CLOSING BALANCE - 31.03.2022	
				DEBIT	CREDIT			DEBIT	CREDIT
19970292	PDA	IITK	INDIAN INSTITUTE OF TECHNOLOGY	-	4,92,956	11,715	-	-	4,81,241
19970293	PDA	IITK	INDIAN INSTITUTE OF TECHNOLOGY	-	-	14,083	14,083	-	-
19970294	PDA	IITK	INDIAN INSTITUTE OF TECHNOLOGY	-	1,35,065	-	-	-	1,35,065
19970296	PDA	IITK	INDIAN INSTITUTE OF TECHNOLOGY	-	626	-	-	-	626
19970297	PDA	IITK	INDIAN INSTITUTE OF TECHNOLOGY	-	2,87,308	2,25,695	-	-	61,613
19970316	PDA	IITK	INDIAN INSTITUTE OF TECHNOLOGY	-	1,811	500	2,04,300	-	2,05,611
19980021	PDA	IITK	INDIAN INSTITUTE OF TECHNOLOGY	-	1,23,095	8,439	-	-	1,14,656
19980029	PDA	IITK	INDIAN INSTITUTE OF TECHNOLOGY	-	3,37,144	-	25,500	-	3,62,644
19980033	PDA	IITK	INDIAN INSTITUTE OF TECHNOLOGY	-	9,91,399	27,938	16,887	-	9,80,348
19980034	PDA	IITK	INDIAN INSTITUTE OF TECHNOLOGY	-	3,81,640	41,337	-	-	3,40,303
19980037	PDA	IITK	INDIAN INSTITUTE OF TECHNOLOGY	-	3,62,261	1,19,709	5,469	-	2,48,021
19980048	PDA	IITK	INDIAN INSTITUTE OF TECHNOLOGY	-	22,223	-	-	-	22,223
19980055	PDA	IITK	INDIAN INSTITUTE OF TECHNOLOGY	-	22,868	-	-	-	22,868
19980090	PDA	IITK	INDIAN INSTITUTE OF TECHNOLOGY	-	6,26,232	3,31,117	2,88,212	-	5,83,327
19980099	PDA	IITK	INDIAN INSTITUTE OF TECHNOLOGY	-	3,00,052	1,12,668	24,000	-	2,11,384

**INDIAN INSTITUTE OF TECHNOLOGY KANPUR****ACCOUNT - II****SCHEDULE FORMING PART OF BALANCE SHEET****SCHEDULE - '3C' (Consolidated Balance Sheet)****SCHEDULE - 'F-4'****SCHEDULE OF OTHER PROJECT BALANCES AS AT 31ST MARCH'2022**

PROJECT NUMBER	PROJECT TYPE	SPONSOR CODE	SPONSOR NAME	OPENING BALANCE - 01.04.2021		EXPENDITURES	RECEIPTS	CLOSING BALANCE - 31.03.2022	
				DEBIT	CREDIT			DEBIT	CREDIT
19980101	PDA	IITK	INDIAN INSTITUTE OF TECHNOLOGY	-	2,92,884	1,66,777	38,739	-	1,64,846
19980103	PDA	IITK	INDIAN INSTITUTE OF TECHNOLOGY	-	66,257	13,500	-	-	52,757
19980104	PDA	IITK	INDIAN INSTITUTE OF TECHNOLOGY	-	4,01,416	86,362	3,935	-	3,18,989
19980107	PDA	IITK	INDIAN INSTITUTE OF TECHNOLOGY	-	10,33,945	-	33,000	-	10,66,945
19980110	PDA	IITK	INDIAN INSTITUTE OF TECHNOLOGY	-	1,62,552	17,348	-	-	1,45,204
19980121	PDA	IITK	INDIAN INSTITUTE OF TECHNOLOGY	-	11,00,015	2,21,946	1,80,287	-	10,58,356
19980122	PDA	IITK	INDIAN INSTITUTE OF TECHNOLOGY	-	1,30,290	-	-	-	1,30,290
19980126	PDA	IITK	INDIAN INSTITUTE OF TECHNOLOGY	-	33,997	-	14,930	-	48,927
19980128	PDA	IITK	INDIAN INSTITUTE OF TECHNOLOGY	-	13,299	3,53,441	3,40,142	-	-
19980165	PDA	IITK	INDIAN INSTITUTE OF TECHNOLOGY	-	35,112	-	19,500	-	54,612
19980275	PDA	IITK	INDIAN INSTITUTE OF TECHNOLOGY	-	13,154	-	-	-	13,154
19990016	PDA	IITK	INDIAN INSTITUTE OF TECHNOLOGY	-	60,207	-	18,083	-	78,290
19990017	PDA	IITK	INDIAN INSTITUTE OF TECHNOLOGY	-	2,99,973	18,990	20,250	-	3,01,233
19990035	PDA	IITK	INDIAN INSTITUTE OF TECHNOLOGY	-	12,558	-	-	-	12,558
19990076	PDA	IITK	INDIAN INSTITUTE OF TECHNOLOGY	-	1,11,805	37,083	-	-	74,722

**INDIAN INSTITUTE OF TECHNOLOGY KANPUR****ACCOUNT - II****SCHEDULE FORMING PART OF BALANCE SHEET****SCHEDULE - '3C' (Consolidated Balance Sheet)****SCHEDULE - 'F-4'****SCHEDULE OF OTHER PROJECT BALANCES AS AT 31ST MARCH'2022**

PROJECT NUMBER	PROJECT TYPE	SPONSOR CODE	SPONSOR NAME	OPENING BALANCE - 01.04.2021		EXPENDITURES	RECEIPTS	CLOSING BALANCE - 31.03.2022	
				DEBIT	CREDIT			DEBIT	CREDIT
19990084	PDA	IITK	INDIAN INSTITUTE OF TECHNOLOGY	-	3,73,178	-	-	-	3,73,178
19990100	PDA	IITK	INDIAN INSTITUTE OF TECHNOLOGY	-	37,882	-	30,000	-	67,882
19990105	PDA	IITK	INDIAN INSTITUTE OF TECHNOLOGY	-	2,680	-	-	-	2,680
19990107	PDA	IITK	INDIAN INSTITUTE OF TECHNOLOGY	-	7,20,715	60,000	-	-	6,60,715
19990135	PDA	IITK	INDIAN INSTITUTE OF TECHNOLOGY	-	3,00,445	-	20,000	-	3,20,445
19990232	PDA	IITK	INDIAN INSTITUTE OF TECHNOLOGY	-	26,740	-	-	-	26,740
19990245	PDA	IITK	INDIAN INSTITUTE OF TECHNOLOGY	-	36,050	26,170	-	-	9,880
20000064	PDA	IITK	INDIAN INSTITUTE OF TECHNOLOGY	-	41	-	-	-	41
20000071	PDA	IITK	INDIAN INSTITUTE OF TECHNOLOGY	-	14,57,942	2,33,206	-	-	12,24,736
20000121	PDA	IITK	INDIAN INSTITUTE OF TECHNOLOGY	-	2,65,621	2,55,026	1,09,083	-	1,19,678
20000126	PDA	IITK	INDIAN INSTITUTE OF TECHNOLOGY	-	11,25,746	-	87,600	-	12,13,346
20000129	PDA	IITK	INDIAN INSTITUTE OF TECHNOLOGY	-	4,78,166	1,21,120	24,000	-	3,81,046
20000153	PDA	IITK	INDIAN INSTITUTE OF TECHNOLOGY	-	2,585	-	-	-	2,585
20000306	PDA	IITK	INDIAN INSTITUTE OF TECHNOLOGY	-	38,236	21,893	30,000	-	46,343
20010029	PDA	IITK	INDIAN INSTITUTE OF TECHNOLOGY	-	2,55,400	1,10,313	25,000	-	1,70,087

**INDIAN INSTITUTE OF TECHNOLOGY KANPUR****ACCOUNT - II****SCHEDULE FORMING PART OF BALANCE SHEET****SCHEDULE - '3C' (Consolidated Balance Sheet)****SCHEDULE - 'F-4'****SCHEDULE OF OTHER PROJECT BALANCES AS AT 31ST MARCH'2022**

PROJECT NUMBER	PROJECT TYPE	SPONSOR CODE	SPONSOR NAME	OPENING BALANCE - 01.04.2021		EXPENDITURES	RECEIPTS	CLOSING BALANCE - 31.03.2022	
				DEBIT	CREDIT			DEBIT	CREDIT
20010038	PDA	IITK	INDIAN INSTITUTE OF TECHNOLOGY	-	9,04,833	-	1,26,850	-	10,31,683
20010086	PDA	IITK	INDIAN INSTITUTE OF TECHNOLOGY	-	16,308	-	-	-	16,308
20010163	PDA	IITK	INDIAN INSTITUTE OF TECHNOLOGY	-	47,548	-	-	-	47,548
20010170	PDA	IITK	INDIAN INSTITUTE OF TECHNOLOGY	-	28,806	-	-	-	28,806
20010197	PDA	IITK	INDIAN INSTITUTE OF TECHNOLOGY	-	1,69,616	1,93,009	44,000	-	20,607
20010198	PDA	IITK	INDIAN INSTITUTE OF TECHNOLOGY	-	315	-	-	-	315
20010224	PDA	IITK	INDIAN INSTITUTE OF TECHNOLOGY	-	5,85,660	-	49,145	-	6,34,805
20010229	PDA	IITK	INDIAN INSTITUTE OF TECHNOLOGY	-	5,08,645	38,304	2,24,192	-	6,94,533
20010254	PDA	IITK	INDIAN INSTITUTE OF TECHNOLOGY	-	8,60,662	1,76,602	23,40,421	-	30,24,481
20010261	PDA	IITK	INDIAN INSTITUTE OF TECHNOLOGY	-	1,15,169	73,539	53,535	-	95,165
20010312	PDA	IITK	INDIAN INSTITUTE OF TECHNOLOGY	-	16,509	-	-	-	16,509
20020045	PDA	IITK	INDIAN INSTITUTE OF TECHNOLOGY	-	20,578	-	-	-	20,578
20020051	PDA	IITK	INDIAN INSTITUTE OF TECHNOLOGY	-	1,700	-	-	-	1,700
20020055	PDA	IITK	INDIAN INSTITUTE OF TECHNOLOGY	-	19,097	-	-	-	19,097
20020063	PDA	IITK	INDIAN INSTITUTE OF TECHNOLOGY	-	15,13,966	2,22,594	10,59,740	-	23,51,112

**INDIAN INSTITUTE OF TECHNOLOGY KANPUR****ACCOUNT - II****SCHEDULE FORMING PART OF BALANCE SHEET****SCHEDULE - '3C' (Consolidated Balance Sheet)****SCHEDULE - 'F-4'****SCHEDULE OF OTHER PROJECT BALANCES AS AT 31ST MARCH'2022**

PROJECT NUMBER	PROJECT TYPE	SPONSOR CODE	SPONSOR NAME	OPENING BALANCE - 01.04.2021		EXPENDITURES	RECEIPTS	CLOSING BALANCE - 31.03.2022	
				DEBIT	CREDIT			DEBIT	CREDIT
20020108	PDA	IITK	INDIAN INSTITUTE OF TECHNOLOGY	-	4,30,772	34,391	46,768	-	4,43,149
20020225	PDA	IITK	INDIAN INSTITUTE OF TECHNOLOGY	-	2,07,092	68,863	57,382	-	1,95,611
20020323	PDA	IITK	INDIAN INSTITUTE OF TECHNOLOGY	-	17,436	-	-	-	17,436
20020324	PDA	IITK	INDIAN INSTITUTE OF TECHNOLOGY	-	1,26,507	20,133	42,199	-	1,48,573
20020339	PDA	IITK	INDIAN INSTITUTE OF TECHNOLOGY	-	28,919	26,433	-	-	2,486
20020340	PDA	IITK	INDIAN INSTITUTE OF TECHNOLOGY	-	1,70,701	-	12,000	-	1,82,701
20020341	PDA	IITK	INDIAN INSTITUTE OF TECHNOLOGY	2,003	-	-	-	2,003	-
20020342	PDA	IITK	INDIAN INSTITUTE OF TECHNOLOGY	-	26,53,104	99,003	6,38,029	-	31,92,130
20020343	PDA	IITK	INDIAN INSTITUTE OF TECHNOLOGY	-	211	-	-	-	211
20020344	PDA	IITK	INDIAN INSTITUTE OF TECHNOLOGY	-	1,52,487	-	-	-	1,52,487
20030002	PDA	IITK	INDIAN INSTITUTE OF TECHNOLOGY	-	2,25,773	-	7,500	-	2,33,273
20030003	PDA	IITK	INDIAN INSTITUTE OF TECHNOLOGY	-	1,04,624	35,000	7,500	-	77,124
20030016	PDA	IITK	INDIAN INSTITUTE OF TECHNOLOGY	-	2,32,739	-	1,49,024	-	3,81,763
20030028	PDA	IITK	INDIAN INSTITUTE OF TECHNOLOGY	-	66,150	-	-	-	66,150
20030080	PDA	IITK	INDIAN INSTITUTE OF TECHNOLOGY	-	23,02,116	52,523	47,250	-	22,96,843



**INDIAN INSTITUTE OF TECHNOLOGY KANPUR****ACCOUNT - II****SCHEDULE FORMING PART OF BALANCE SHEET****SCHEDULE - '3C' (Consolidated Balance Sheet)****SCHEDULE - 'F-4'****SCHEDULE OF OTHER PROJECT BALANCES AS AT 31ST MARCH'2022**

PROJECT NUMBER	PROJECT TYPE	SPONSOR CODE	SPONSOR NAME	OPENING BALANCE - 01.04.2021		EXPENDITURES	RECEIPTS	CLOSING BALANCE - 31.03.2022	
				DEBIT	CREDIT			DEBIT	CREDIT
20030081	PDA	IITK	INDIAN INSTITUTE OF TECHNOLOGY	-	2,45,319	44,495	2,28,181	-	4,29,005
20030082	PDA	IITK	INDIAN INSTITUTE OF TECHNOLOGY	-	12,90,653	3,61,079	3,57,669	-	12,87,243
20030084	PDA	IITK	INDIAN INSTITUTE OF TECHNOLOGY	-	2,20,190	2,422	56,295	-	2,74,063
20030098	PDA	IITK	INDIAN INSTITUTE OF TECHNOLOGY	-	4,96,341	7,754	48,055	-	5,36,642
20030106	PDA	IITK	INDIAN INSTITUTE OF TECHNOLOGY	-	17,958	79,149	1,67,500	-	1,06,309
20030111	PDA	IITK	INDIAN INSTITUTE OF TECHNOLOGY	-	1,12,563	-	7,585	-	1,20,148
20030114	PDA	IITK	INDIAN INSTITUTE OF TECHNOLOGY	-	39,450	-	-	-	39,450
20030134	PDA	IITK	INDIAN INSTITUTE OF TECHNOLOGY	-	1,68,630	87,150	2,383	-	83,863
20030135	PDA	IITK	INDIAN INSTITUTE OF TECHNOLOGY	-	29,700	-	-	-	29,700
20030137	PDA	IITK	INDIAN INSTITUTE OF TECHNOLOGY	-	6,35,644	1,04,000	64,712	-	5,96,356
20030139	PDA	IITK	INDIAN INSTITUTE OF TECHNOLOGY	-	65,776	7,500	45,000	-	1,03,276
20030150	PDA	IITK	INDIAN INSTITUTE OF TECHNOLOGY	-	706	-	-	-	706
20030172	PDA	IITK	INDIAN INSTITUTE OF TECHNOLOGY	-	20,333	-	39,127	-	59,460
20030195	PDA	IITK	INDIAN INSTITUTE OF TECHNOLOGY	-	11,66,464	6,11,328	1,15,046	-	6,70,182
20030225	PDA	IITK	INDIAN INSTITUTE OF TECHNOLOGY	-	9,205	19,999	22,584	-	11,790

**INDIAN INSTITUTE OF TECHNOLOGY KANPUR****ACCOUNT - II****SCHEDULE FORMING PART OF BALANCE SHEET****SCHEDULE - '3C' (Consolidated Balance Sheet)****SCHEDULE - 'F-4'****SCHEDULE OF OTHER PROJECT BALANCES AS AT 31ST MARCH'2022**

PROJECT NUMBER	PROJECT TYPE	SPONSOR CODE	SPONSOR NAME	OPENING BALANCE - 01.04.2021		EXPENDITURES	RECEIPTS	CLOSING BALANCE - 31.03.2022	
				DEBIT	CREDIT			DEBIT	CREDIT
20030252	PDA	IITK	INDIAN INSTITUTE OF TECHNOLOGY	-	90,969	2,08,170	2,24,694	-	1,07,493
20030282	PDA	IITK	INDIAN INSTITUTE OF TECHNOLOGY	-	24,378	-	-	-	24,378
20040006	PDA	IITK	INDIAN INSTITUTE OF TECHNOLOGY	-	4,08,120	12,058	92,401	-	4,88,463
20040010	PDA	IITK	INDIAN INSTITUTE OF TECHNOLOGY	-	-	1,09,812	4,69,130	-	3,59,318
20040015	PDA	IITK	INDIAN INSTITUTE OF TECHNOLOGY	-	2,00,377	1,74,699	-	-	25,678
20040018	PDA	IITK	INDIAN INSTITUTE OF TECHNOLOGY	-	4,02,373	30,019	-	-	3,72,354
20040019	PDA	IITK	INDIAN INSTITUTE OF TECHNOLOGY	-	7,22,346	37,030	1,16,281	-	8,01,597
20040022	PDA	IITK	INDIAN INSTITUTE OF TECHNOLOGY	-	7,42,748	81,934	6,78,445	-	13,39,259
20040026	PDA	IITK	INDIAN INSTITUTE OF TECHNOLOGY	-	3,22,850	1,16,750	3,94,008	-	6,00,108
20040061	PDA	IITK	INDIAN INSTITUTE OF TECHNOLOGY	-	57,471	27,176	85,784	-	1,16,079
20040106	PDA	IITK	INDIAN INSTITUTE OF TECHNOLOGY	-	1,54,210	1,59,537	24,000	-	18,673
20040108	PDA	IITK	INDIAN INSTITUTE OF TECHNOLOGY	-	1,85,311	52,715	54,000	-	1,86,596
20040115	PDA	IITK	INDIAN INSTITUTE OF TECHNOLOGY	-	1,51,030	1,99,001	54,000	-	6,029
20040117	PDA	IITK	INDIAN INSTITUTE OF TECHNOLOGY	-	334	-	27,599	-	27,933
20040164	PDA	IITK	INDIAN INSTITUTE OF TECHNOLOGY	-	1,59,860	25,130	58,000	-	1,92,730

**INDIAN INSTITUTE OF TECHNOLOGY KANPUR**

**ACCOUNT - II**

**SCHEDULE FORMING PART OF BALANCE SHEET**

**SCHEDULE - '3C' (Consolidated Balance Sheet)**

**SCHEDULE - 'F-4'**

**SCHEDULE OF OTHER PROJECT BALANCES AS AT 31ST MARCH'2022**

PROJECT NUMBER	PROJECT TYPE	SPONSOR CODE	SPONSOR NAME	OPENING BALANCE - 01.04.2021		EXPENDITURES	RECEIPTS	CLOSING BALANCE - 31.03.2022	
				DEBIT	CREDIT			DEBIT	CREDIT
20040170	PDA	IITK	INDIAN INSTITUTE OF TECHNOLOGY	-	26	54,000	54,000	-	26
20050013	PDA	IITK	INDIAN INSTITUTE OF TECHNOLOGY	-	8,82,192	45,888	45,017	-	8,81,321
20050020	PDA	IITK	INDIAN INSTITUTE OF TECHNOLOGY	-	4,53,044	4,500	2,74,659	-	7,23,203
20050028	PDA	IITK	INDIAN INSTITUTE OF TECHNOLOGY	-	19,27,558	4,99,874	3,050	-	14,30,734
20050042	PDA	IITK	INDIAN INSTITUTE OF TECHNOLOGY	-	18,410	42,000	54,000	-	30,410
20050045	PDA	IITK	INDIAN INSTITUTE OF TECHNOLOGY	-	21,93,019	8,950	11,06,250	-	32,90,319
20050077	PDA	IITK	INDIAN INSTITUTE OF TECHNOLOGY	-	18,032	-	-	-	18,032
20050088	PDA	IITK	INDIAN INSTITUTE OF TECHNOLOGY	-	17,43,294	-	3,22,950	-	20,66,244
20050091	PDA	IITK	INDIAN INSTITUTE OF TECHNOLOGY	-	1,59,016	39,000	28,653	-	1,48,669
20050099	PDA	IITK	INDIAN INSTITUTE OF TECHNOLOGY	-	1,08,130	2,04,763	2,42,206	-	1,45,573
20050120	PDA	IITK	INDIAN INSTITUTE OF TECHNOLOGY	-	3,305	-	-	-	3,305
20050131	PDA	IITK	INDIAN INSTITUTE OF TECHNOLOGY	-	12,36,473	68,000	1,17,000	-	12,85,473
20050170	PDA	IITK	INDIAN INSTITUTE OF TECHNOLOGY	-	3,87,121	1,33,370	38,250	-	2,92,001
20050173	PDA	IITK	INDIAN INSTITUTE OF TECHNOLOGY	-	4,15,301	28,951	5,84,193	-	9,70,543
20050176	PDA	IITK	INDIAN INSTITUTE OF TECHNOLOGY	-	5,83,727	64,606	-	-	5,19,121

**INDIAN INSTITUTE OF TECHNOLOGY KANPUR****ACCOUNT - II****SCHEDULE FORMING PART OF BALANCE SHEET****SCHEDULE - '3C' (Consolidated Balance Sheet)****SCHEDULE - 'F-4'****SCHEDULE OF OTHER PROJECT BALANCES AS AT 31ST MARCH'2022**

PROJECT NUMBER	PROJECT TYPE	SPONSOR CODE	SPONSOR NAME	OPENING BALANCE - 01.04.2021		EXPENDITURES	RECEIPTS	CLOSING BALANCE - 31.03.2022	
				DEBIT	CREDIT			DEBIT	CREDIT
20050177	PDA	IITK	INDIAN INSTITUTE OF TECHNOLOGY	-	389	-	-	-	389
20050181	PDA	IITK	INDIAN INSTITUTE OF TECHNOLOGY	-	3,47,191	90,743	1,80,000	-	4,36,448
20050182	PDA	IITK	INDIAN INSTITUTE OF TECHNOLOGY	-	8,71,557	3,48,982	8,60,364	-	13,82,939
20050297	PDA	IITK	INDIAN INSTITUTE OF TECHNOLOGY	-	7,04,338	-	1,74,735	-	8,79,073
20050319	PDA	IITK	INDIAN INSTITUTE OF TECHNOLOGY	-	3,37,186	-	3,45,983	-	6,83,169
20060007	PDA	IITK	INDIAN INSTITUTE OF TECHNOLOGY	-	15,493	-	-	-	15,493
20060015	PDA	IITK	INDIAN INSTITUTE OF TECHNOLOGY	-	13,21,570	-	10,71,806	-	23,93,376
20060020	PDA	IITK	INDIAN INSTITUTE OF TECHNOLOGY	-	2,42,946	61,263	50,250	-	2,31,933
20060044	PDA	IITK	INDIAN INSTITUTE OF TECHNOLOGY	-	3,01,494	2,38,600	14,100	-	76,994
20060051	PDA	IITK	INDIAN INSTITUTE OF TECHNOLOGY	-	3,84,552	1,60,626	71,850	-	2,95,776
20060075	PDA	IITK	INDIAN INSTITUTE OF TECHNOLOGY	-	5,502	-	-	-	5,502
20060128	PDA	IITK	INDIAN INSTITUTE OF TECHNOLOGY	-	3,27,702	40,000	30,303	-	3,18,005
20060129	PDA	IITK	INDIAN INSTITUTE OF TECHNOLOGY	-	3,63,753	76,528	3,000	-	2,90,225
20060138	PDA	IITK	INDIAN INSTITUTE OF TECHNOLOGY	-	10,45,005	2,44,059	65,022	-	8,65,968
20060170	PDA	IITK	INDIAN INSTITUTE OF TECHNOLOGY	-	19,55,767	5,32,433	2,11,500	-	16,34,834

**INDIAN INSTITUTE OF TECHNOLOGY KANPUR****ACCOUNT - II****SCHEDULE FORMING PART OF BALANCE SHEET****SCHEDULE - '3C' (Consolidated Balance Sheet)****SCHEDULE - 'F-4'****SCHEDULE OF OTHER PROJECT BALANCES AS AT 31ST MARCH'2022**

PROJECT NUMBER	PROJECT TYPE	SPONSOR CODE	SPONSOR NAME	OPENING BALANCE - 01.04.2021		EXPENDITURES	RECEIPTS	CLOSING BALANCE - 31.03.2022	
				DEBIT	CREDIT			DEBIT	CREDIT
20060267	PDA	IITK	INDIAN INSTITUTE OF TECHNOLOGY	-	19,075	-	8,222	-	27,297
20060272	PDA	IITK	INDIAN INSTITUTE OF TECHNOLOGY	-	494	-	-	-	494
20060279	PDA	IITK	INDIAN INSTITUTE OF TECHNOLOGY	-	10,63,632	60,962	48,720	-	10,51,390
20060314	PDA	IITK	INDIAN INSTITUTE OF TECHNOLOGY	-	25,973	37,796	24,000	-	12,177
20070045	PDA	IITK	INDIAN INSTITUTE OF TECHNOLOGY	-	49,635	49,350	24,000	-	24,285
20070052	PDA	IITK	INDIAN INSTITUTE OF TECHNOLOGY	-	44	-	-	-	44
20070059	PDA	IITK	INDIAN INSTITUTE OF TECHNOLOGY	-	52,889	48,397	2,19,000	-	2,23,492
20070102	PDA	IITK	INDIAN INSTITUTE OF TECHNOLOGY	-	39,258	-	72,000	-	1,11,258
20070112	PDA	IITK	INDIAN INSTITUTE OF TECHNOLOGY	-	16,63,053	-	7,500	-	16,70,553
20070119	PDA	IITK	INDIAN INSTITUTE OF TECHNOLOGY	-	1,22,584	32,029	47,000	-	1,37,555
20070130	PDA	IITK	INDIAN INSTITUTE OF TECHNOLOGY	-	1,40,048	15,750	7,89,028	-	9,13,326
20070136	PDA	IITK	INDIAN INSTITUTE OF TECHNOLOGY	-	7,21,671	63,035	98,640	-	7,57,276
20070182	PDA	IITK	INDIAN INSTITUTE OF TECHNOLOGY	-	44,770	68,770	24,000	-	-
20070253	PDA	IITK	INDIAN INSTITUTE OF TECHNOLOGY	-	82,812	-	24,000	-	1,06,812
20070284	PDA	IITK	INDIAN INSTITUTE OF TECHNOLOGY	-	1,60,776	-	-	-	1,60,776

**INDIAN INSTITUTE OF TECHNOLOGY KANPUR****ACCOUNT - II****SCHEDULE FORMING PART OF BALANCE SHEET****SCHEDULE - '3C' (Consolidated Balance Sheet)****SCHEDULE - 'F-4'****SCHEDULE OF OTHER PROJECT BALANCES AS AT 31ST MARCH'2022**

PROJECT NUMBER	PROJECT TYPE	SPONSOR CODE	SPONSOR NAME	OPENING BALANCE - 01.04.2021		EXPENDITURES	RECEIPTS	CLOSING BALANCE - 31.03.2022	
				DEBIT	CREDIT			DEBIT	CREDIT
20070291	PDA	IITK	INDIAN INSTITUTE OF TECHNOLOGY	-	1,37,238	36,502	-	-	1,00,736
20080057	PDA	IITK	INDIAN INSTITUTE OF TECHNOLOGY	-	5,60,628	-	24,000	-	5,84,628
20080085	PDA	IITK	INDIAN INSTITUTE OF TECHNOLOGY	-	3,49,338	1,53,100	13,35,074	-	15,31,312
20080125	PDA	IITK	INDIAN INSTITUTE OF TECHNOLOGY	-	5,23,111	13,900	24,000	-	5,33,211
20080129	PDA	IITK	INDIAN INSTITUTE OF TECHNOLOGY	-	64,291	39,646	1,00,000	-	1,24,645
20080277	PDA	IITK	INDIAN INSTITUTE OF TECHNOLOGY	-	4,43,174	-	2,37,034	-	6,80,208
20080284	PDA	IITK	INDIAN INSTITUTE OF TECHNOLOGY	-	99,096	1,11,359	24,000	-	11,737
20080308	PDA	IITK	INDIAN INSTITUTE OF TECHNOLOGY	-	1,40,908	21,849	-	-	1,19,059
20080323	PDA	IITK	INDIAN INSTITUTE OF TECHNOLOGY	-	1,34,780	17,455	-	-	1,17,325
20080348	PDA	IITK	INDIAN INSTITUTE OF TECHNOLOGY	-	19,600	-	-	-	19,600
20090027	PDA	IITK	INDIAN INSTITUTE OF TECHNOLOGY	-	11,979	5,900	-	-	6,079
20090045	PDA	IITK	INDIAN INSTITUTE OF TECHNOLOGY	-	12,44,832	4,00,500	1,23,876	-	9,68,208
20090132	PDA	IITK	INDIAN INSTITUTE OF TECHNOLOGY	-	58,334	17	51,750	-	1,10,067
20090133	PDA	IITK	INDIAN INSTITUTE OF TECHNOLOGY	-	1,55,365	-	24,000	-	1,79,365
20090135	PDA	IITK	INDIAN INSTITUTE OF TECHNOLOGY	-	2,83,108	20,800	8,919	-	2,71,227

**INDIAN INSTITUTE OF TECHNOLOGY KANPUR****ACCOUNT - II****SCHEDULE FORMING PART OF BALANCE SHEET****SCHEDULE - '3C' (Consolidated Balance Sheet)****SCHEDULE - 'F-4'****SCHEDULE OF OTHER PROJECT BALANCES AS AT 31ST MARCH'2022**

PROJECT NUMBER	PROJECT TYPE	SPONSOR CODE	SPONSOR NAME	OPENING BALANCE - 01.04.2021		EXPENDITURES	RECEIPTS	CLOSING BALANCE - 31.03.2022	
				DEBIT	CREDIT			DEBIT	CREDIT
20090138	PDA	IITK	INDIAN INSTITUTE OF TECHNOLOGY	-	3,69,939	10,191	68,360	-	4,28,108
20090149	PDA	IITK	INDIAN INSTITUTE OF TECHNOLOGY	-	4,991	-	-	-	4,991
20090155	PDA	IITK	INDIAN INSTITUTE OF TECHNOLOGY	-	94,668	30,886	1,54,000	-	2,17,782
20090160	PDA	IITK	INDIAN INSTITUTE OF TECHNOLOGY	-	1,15,430	35,490	73,761	-	1,53,701
20090188	PDA	IITK	INDIAN INSTITUTE OF TECHNOLOGY	-	1,17,370	1,92,178	1,04,178	-	29,370
20090198	PDA	IITK	INDIAN INSTITUTE OF TECHNOLOGY	-	21,09,140	7,44,940	1,93,020	-	15,57,220
20090201	PDA	IITK	INDIAN INSTITUTE OF TECHNOLOGY	-	2,22,004	79,049	74,350	-	2,17,305
20090222	PDA	IITK	INDIAN INSTITUTE OF TECHNOLOGY	-	13,15,166	23,32,673	43,42,868	-	33,25,361
20090233	PDA	IITK	INDIAN INSTITUTE OF TECHNOLOGY	-	10,202	-	-	-	10,202
20090236	PDA	IITK	INDIAN INSTITUTE OF TECHNOLOGY	-	4,52,831	1,24,251	12,000	-	3,40,580
20090263	PDA	IITK	INDIAN INSTITUTE OF TECHNOLOGY	-	14,56,479	76,929	9,71,029	-	23,50,579
20090298	PDA	IITK	INDIAN INSTITUTE OF TECHNOLOGY	-	4,08,222	1,88,455	3,200	-	2,22,967
20090299	PDA	IITK	INDIAN INSTITUTE OF TECHNOLOGY	-	7,32,957	10,700	56,626	-	7,78,883
20090303	PDA	IITK	INDIAN INSTITUTE OF TECHNOLOGY	-	33,848	17,999	10,000	-	25,849
20090318	PDA	IITK	INDIAN INSTITUTE OF TECHNOLOGY	-	1,46,693	18,086	3,750	-	1,32,357

**INDIAN INSTITUTE OF TECHNOLOGY KANPUR****ACCOUNT - II****SCHEDULE FORMING PART OF BALANCE SHEET****SCHEDULE - '3C' (Consolidated Balance Sheet)****SCHEDULE - 'F-4'****SCHEDULE OF OTHER PROJECT BALANCES AS AT 31ST MARCH'2022**

PROJECT NUMBER	PROJECT TYPE	SPONSOR CODE	SPONSOR NAME	OPENING BALANCE - 01.04.2021		EXPENDITURES	RECEIPTS	CLOSING BALANCE - 31.03.2022	
				DEBIT	CREDIT			DEBIT	CREDIT
20090353	PDA	IITK	INDIAN INSTITUTE OF TECHNOLOGY	-	2,64,701	-	6,76,230	-	9,40,931
20090355	PDA	IITK	INDIAN INSTITUTE OF TECHNOLOGY	-	44,558	-	-	-	44,558
20090356	PDA	IITK	INDIAN INSTITUTE OF TECHNOLOGY	-	1,312	-	28,000	-	29,312
20100003	PDA	IITK	INDIAN INSTITUTE OF TECHNOLOGY	-	30,38,465	1,77,433	5,72,386	-	34,33,418
20100004	PDA	IITK	INDIAN INSTITUTE OF TECHNOLOGY	-	3,70,919	-	1,27,606	-	4,98,525
20100011	PDA	IITK	INDIAN INSTITUTE OF TECHNOLOGY	-	31,16,217	28,85,393	31,49,503	-	33,80,327
20100014	PDA	IITK	INDIAN INSTITUTE OF TECHNOLOGY	-	1,31,133	-	25,663	-	1,56,796
20100016	PDA	IITK	INDIAN INSTITUTE OF TECHNOLOGY	-	86,000	-	-	-	86,000
20100025	PDA	IITK	INDIAN INSTITUTE OF TECHNOLOGY	-	4,49,785	1,34,484	54,000	-	3,69,301
20100028	PDA	IITK	INDIAN INSTITUTE OF TECHNOLOGY	-	61,181	5,350	4,140	-	59,971
20100033	PDA	IITK	INDIAN INSTITUTE OF TECHNOLOGY	-	2,89,764	51,574	62,330	-	3,00,520
20100039	PDA	IITK	INDIAN INSTITUTE OF TECHNOLOGY	-	16,000	-	-	-	16,000
20100050	PDA	IITK	INDIAN INSTITUTE OF TECHNOLOGY	-	4,709	-	-	-	4,709
20100059	PDA	IITK	INDIAN INSTITUTE OF TECHNOLOGY	-	3,48,579	-	-	-	3,48,579
20100060	PDA	IITK	INDIAN INSTITUTE OF TECHNOLOGY	-	14,77,253	5,89,180	12,000	-	9,00,073



**INDIAN INSTITUTE OF TECHNOLOGY KANPUR**

**ACCOUNT - II**

**SCHEDULE FORMING PART OF BALANCE SHEET**

**SCHEDULE - '3C' (Consolidated Balance Sheet)**

**SCHEDULE - 'F-4'**

**SCHEDULE OF OTHER PROJECT BALANCES AS AT 31ST MARCH'2022**

PROJECT NUMBER	PROJECT TYPE	SPONSOR CODE	SPONSOR NAME	OPENING BALANCE - 01.04.2021		EXPENDITURES	RECEIPTS	CLOSING BALANCE - 31.03.2022	
				DEBIT	CREDIT			DEBIT	CREDIT
20100110	PDA	IITK	INDIAN INSTITUTE OF TECHNOLOGY	-	3,75,727	71,490	1,29,170	-	4,33,407
20100121	PDA	IITK	INDIAN INSTITUTE OF TECHNOLOGY	-	7,975	-	15,000	-	22,975
20100122	PDA	IITK	INDIAN INSTITUTE OF TECHNOLOGY	-	9,40,031	90,490	-	-	8,49,541
20100123	PDA	IITK	INDIAN INSTITUTE OF TECHNOLOGY	-	53,552	53,552	-	-	-
20100124	PDA	IITK	INDIAN INSTITUTE OF TECHNOLOGY	-	62,872	12,500	1,19,088	-	1,69,460
20100212	PDA	IITK	INDIAN INSTITUTE OF TECHNOLOGY	-	33,17,896	3,81,127	18,54,021	-	47,90,790
20100225	PDA	IITK	INDIAN INSTITUTE OF TECHNOLOGY	-	11,26,675	-	57,000	-	11,83,675
20100243	PDA	IITK	INDIAN INSTITUTE OF TECHNOLOGY	-	7,436	-	-	-	7,436
20100247	PDA	IITK	INDIAN INSTITUTE OF TECHNOLOGY	-	36,732	-	-	-	36,732
20100283	PDA	IITK	INDIAN INSTITUTE OF TECHNOLOGY	-	72,224	1,06,038	87,703	-	53,889
20100290	PDA	IITK	INDIAN INSTITUTE OF TECHNOLOGY	-	3,75,271	1,47,690	30,966	-	2,58,547
20100293	PDA	IITK	INDIAN INSTITUTE OF TECHNOLOGY	-	2,53,514	60,425	1,00,000	-	2,93,089
20100294	PDA	IITK	INDIAN INSTITUTE OF TECHNOLOGY	-	1,79,400	-	24,000	-	2,03,400
20100319	PDA	IITK	INDIAN INSTITUTE OF TECHNOLOGY	-	6,51,329	10,19,819	13,07,396	-	9,38,906
20100327	PDA	IITK	INDIAN INSTITUTE OF TECHNOLOGY	-	2,41,582	24,990	1,17,330	-	3,33,922

**INDIAN INSTITUTE OF TECHNOLOGY KANPUR****ACCOUNT - II****SCHEDULE FORMING PART OF BALANCE SHEET****SCHEDULE - '3C' (Consolidated Balance Sheet)****SCHEDULE - 'F-4'****SCHEDULE OF OTHER PROJECT BALANCES AS AT 31ST MARCH'2022**

PROJECT NUMBER	PROJECT TYPE	SPONSOR CODE	SPONSOR NAME	OPENING BALANCE - 01.04.2021		EXPENDITURES	RECEIPTS	CLOSING BALANCE - 31.03.2022	
				DEBIT	CREDIT			DEBIT	CREDIT
20100340	PDA	IITK	INDIAN INSTITUTE OF TECHNOLOGY	-	10,719	-	-	-	10,719
20100345	PDA	IITK	INDIAN INSTITUTE OF TECHNOLOGY	-	17,42,187	9,578	10,000	-	17,42,609
20100354	PDA	IITK	INDIAN INSTITUTE OF TECHNOLOGY	-	3,20,315	49,900	92,250	-	3,62,665
20100355	PDA	IITK	INDIAN INSTITUTE OF TECHNOLOGY	-	2,02,766	-	47,237	-	2,50,003
20110001	PDA	IITK	INDIAN INSTITUTE OF TECHNOLOGY	-	2,75,574	1,03,470	1,57,000	-	3,29,104
20110024	PDA	IITK	INDIAN INSTITUTE OF TECHNOLOGY	-	46,799	-	-	-	46,799
20110031	PDA	IITK	INDIAN INSTITUTE OF TECHNOLOGY	-	7,78,541	-	59,100	-	8,37,641
20110035	PDA	IITK	INDIAN INSTITUTE OF TECHNOLOGY	-	2,44,839	16,990	24,000	-	2,51,849
20110062	PDA	IITK	INDIAN INSTITUTE OF TECHNOLOGY	-	8,61,652	1,43,749	2,23,156	-	9,41,059
20110131	PDA	IITK	INDIAN INSTITUTE OF TECHNOLOGY	-	6,10,168	62,280	1,63,855	-	7,11,743
20110180	PDA	IITK	INDIAN INSTITUTE OF TECHNOLOGY	-	4,25,093	33,761	10,71,002	-	14,62,334
20110192	PDA	IITK	INDIAN INSTITUTE OF TECHNOLOGY	-	1,47,408	2,76,023	1,48,373	-	19,758
20110212	PDA	IITK	INDIAN INSTITUTE OF TECHNOLOGY	-	2,41,586	2,71,354	70,250	-	40,482
20110235	PDA	IITK	INDIAN INSTITUTE OF TECHNOLOGY	-	12,800	-	-	-	12,800
20110240	PDA	IITK	INDIAN INSTITUTE OF TECHNOLOGY	-	19,200	-	-	-	19,200

**INDIAN INSTITUTE OF TECHNOLOGY KANPUR****ACCOUNT - II****SCHEDULE FORMING PART OF BALANCE SHEET****SCHEDULE - '3C' (Consolidated Balance Sheet)****SCHEDULE - 'F-4'****SCHEDULE OF OTHER PROJECT BALANCES AS AT 31ST MARCH'2022**

PROJECT NUMBER	PROJECT TYPE	SPONSOR CODE	SPONSOR NAME	OPENING BALANCE - 01.04.2021		EXPENDITURES	RECEIPTS	CLOSING BALANCE - 31.03.2022	
				DEBIT	CREDIT			DEBIT	CREDIT
20110241	PDA	IITK	INDIAN INSTITUTE OF TECHNOLOGY	-	30,806	-	-	-	30,806
20110252	PDA	IITK	INDIAN INSTITUTE OF TECHNOLOGY	-	1,08,327	-	6,648	-	1,14,975
20110253	PDA	IITK	INDIAN INSTITUTE OF TECHNOLOGY	-	8,06,431	34,810	61,500	-	8,33,121
20110254	PDA	IITK	INDIAN INSTITUTE OF TECHNOLOGY	-	1,38,544	-	-	-	1,38,544
20110255	PDA	IITK	INDIAN INSTITUTE OF TECHNOLOGY	-	71,134	-	-	-	71,134
20110258	PDA	IITK	INDIAN INSTITUTE OF TECHNOLOGY	-	7,18,443	2,650	23,870	-	7,39,663
20110260	PDA	IITK	INDIAN INSTITUTE OF TECHNOLOGY	-	1,78,140	57,990	-	-	1,20,150
20110271	PDA	IITK	INDIAN INSTITUTE OF TECHNOLOGY	-	41,392	40,451	54,000	-	54,941
20110274	PDA	IITK	INDIAN INSTITUTE OF TECHNOLOGY	-	2,64,236	-	84,827	-	3,49,063
20110307	PDA	IITK	INDIAN INSTITUTE OF TECHNOLOGY	-	9,30,612	3,11,885	25,500	-	6,44,227
20120028	PDA	IITK	INDIAN INSTITUTE OF TECHNOLOGY	-	43,580	63,340	54,500	-	34,740
20120030	PDA	IITK	INDIAN INSTITUTE OF TECHNOLOGY	-	28,539	67,240	54,000	-	15,299
20120032	PDA	IITK	INDIAN INSTITUTE OF TECHNOLOGY	-	-	44,803	45,000	-	197
20120035	PDA	IITK	INDIAN INSTITUTE OF TECHNOLOGY	-	34,218	1,20,000	1,09,000	-	23,218
20120065	PDA	IITK	INDIAN INSTITUTE OF TECHNOLOGY	-	2,68,460	20,900	1,86,000	-	4,33,560

**INDIAN INSTITUTE OF TECHNOLOGY KANPUR****ACCOUNT - II****SCHEDULE FORMING PART OF BALANCE SHEET****SCHEDULE - '3C' (Consolidated Balance Sheet)****SCHEDULE - 'F-4'****SCHEDULE OF OTHER PROJECT BALANCES AS AT 31ST MARCH'2022**

PROJECT NUMBER	PROJECT TYPE	SPONSOR CODE	SPONSOR NAME	OPENING BALANCE - 01.04.2021		EXPENDITURES	RECEIPTS	CLOSING BALANCE - 31.03.2022	
				DEBIT	CREDIT			DEBIT	CREDIT
20120069	PDA	IITK	INDIAN INSTITUTE OF TECHNOLOGY	-	1,74,020	44,168	26,850	-	1,56,702
20120088	PDA	IITK	INDIAN INSTITUTE OF TECHNOLOGY	-	12,13,238	2,42,710	5,92,184	-	15,62,712
20120096	PDA	IITK	INDIAN INSTITUTE OF TECHNOLOGY	-	6,63,028	1,83,388	68,130	-	5,47,770
20120203	PDA	IITK	INDIAN INSTITUTE OF TECHNOLOGY	-	1,71,469	2,36,828	98,341	-	32,982
20120216	PDA	IITK	INDIAN INSTITUTE OF TECHNOLOGY	-	9,22,397	2,86,370	65,500	-	7,01,527
20120225	PDA	IITK	INDIAN INSTITUTE OF TECHNOLOGY	-	5,81,437	22,000	3,42,823	-	9,02,260
20120236	PDA	IITK	INDIAN INSTITUTE OF TECHNOLOGY	-	1,78,445	-	74,584	-	2,53,029
20120237	PDA	IITK	INDIAN INSTITUTE OF TECHNOLOGY	-	1,42,384	-	4,82,404	-	6,24,788
20120238	PDA	IITK	INDIAN INSTITUTE OF TECHNOLOGY	-	38,800	-	-	-	38,800
20120241	PDA	IITK	INDIAN INSTITUTE OF TECHNOLOGY	-	3,18,400	49,913	57,000	-	3,25,487
20120269	PDA	IITK	INDIAN INSTITUTE OF TECHNOLOGY	1,510	-	-	-	1,510	-
20120270	PDA	IITK	INDIAN INSTITUTE OF TECHNOLOGY	-	1,25,044	-	24,000	-	1,49,044
20120286	PDA	IITK	INDIAN INSTITUTE OF TECHNOLOGY	-	1,16,638	2,95,034	2,60,447	-	82,051
20120287	PDA	IITK	INDIAN INSTITUTE OF TECHNOLOGY	-	9,600	33,600	24,000	-	-
20120288	PDA	IITK	INDIAN INSTITUTE OF TECHNOLOGY	-	-	-	24,000	-	24,000

**INDIAN INSTITUTE OF TECHNOLOGY KANPUR****ACCOUNT - II****SCHEDULE FORMING PART OF BALANCE SHEET****SCHEDULE - '3C' (Consolidated Balance Sheet)****SCHEDULE - 'F-4'****SCHEDULE OF OTHER PROJECT BALANCES AS AT 31ST MARCH'2022**

PROJECT NUMBER	PROJECT TYPE	SPONSOR CODE	SPONSOR NAME	OPENING BALANCE - 01.04.2021		EXPENDITURES	RECEIPTS	CLOSING BALANCE - 31.03.2022	
				DEBIT	CREDIT			DEBIT	CREDIT
20120292	PDA	IITK	INDIAN INSTITUTE OF TECHNOLOGY	-	4,817	-	-	-	4,817
20120295	PDA	IITK	INDIAN INSTITUTE OF TECHNOLOGY	-	2,54,850	1,00,126	34,000	-	1,88,724
20120313	PDA	IITK	INDIAN INSTITUTE OF TECHNOLOGY	-	79,446	29,937	90,000	-	1,39,509
20130007	PDA	IITK	INDIAN INSTITUTE OF TECHNOLOGY	-	82,165	-	60,000	-	1,42,165
20130028	PDA	IITK	INDIAN INSTITUTE OF TECHNOLOGY	-	9,86,451	-	1,05,464	-	10,91,915
20130046	PDA	IITK	INDIAN INSTITUTE OF TECHNOLOGY	-	99,250	-	1,67,302	-	2,66,552
20130047	PDA	IITK	INDIAN INSTITUTE OF TECHNOLOGY	-	79,425	-	21,046	-	1,00,471
20130048	PDA	IITK	INDIAN INSTITUTE OF TECHNOLOGY	-	6,73,435	1,65,408	2,37,570	-	7,45,597
20130079	PDA	IITK	INDIAN INSTITUTE OF TECHNOLOGY	-	40,964	-	-	-	40,964
20130135	PDA	IITK	INDIAN INSTITUTE OF TECHNOLOGY	-	1,12,063	1,36,657	29,280	-	4,686
20130142	PDA	IITK	INDIAN INSTITUTE OF TECHNOLOGY	-	2,02,055	448	10,000	-	2,11,607
20130144	PDA	IITK	INDIAN INSTITUTE OF TECHNOLOGY	-	12,250	-	-	-	12,250
20130171	PDA	IITK	INDIAN INSTITUTE OF TECHNOLOGY	-	1,37,546	-	87,000	-	2,24,546
20130177	PDA	IITK	INDIAN INSTITUTE OF TECHNOLOGY	-	29,33,033	1,96,050	24,000	-	27,60,983
20130180	PDA	IITK	INDIAN INSTITUTE OF TECHNOLOGY	-	59,994	90,561	1,16,128	-	85,561

**INDIAN INSTITUTE OF TECHNOLOGY KANPUR****ACCOUNT - II****SCHEDULE FORMING PART OF BALANCE SHEET****SCHEDULE - '3C' (Consolidated Balance Sheet)****SCHEDULE - 'F-4'****SCHEDULE OF OTHER PROJECT BALANCES AS AT 31ST MARCH 2022**

PROJECT NUMBER	PROJECT TYPE	SPONSOR CODE	SPONSOR NAME	OPENING BALANCE - 01.04.2021		EXPENDITURES	RECEIPTS	CLOSING BALANCE - 31.03.2022	
				DEBIT	CREDIT			DEBIT	CREDIT
20130228	PDA	IITK	INDIAN INSTITUTE OF TECHNOLOGY	-	1,93,357	1,85,654	1,14,000	-	1,21,703
20130229	PDA	IITK	INDIAN INSTITUTE OF TECHNOLOGY	-	1,96,855	61,860	2,68,065	-	4,03,060
20130234	PDA	IITK	INDIAN INSTITUTE OF TECHNOLOGY	-	4,00,798	-	1,45,112	-	5,45,910
20130236	PDA	IITK	INDIAN INSTITUTE OF TECHNOLOGY	-	3,14,360	85,933	25,370	-	2,53,797
20130243	PDA	IITK	INDIAN INSTITUTE OF TECHNOLOGY	-	1,68,307	-	52,050	-	2,20,357
20130256	PDA	IITK	INDIAN INSTITUTE OF TECHNOLOGY	-	1,43,551	28,652	84,000	-	1,98,899
20130258	PDA	IITK	INDIAN INSTITUTE OF TECHNOLOGY	-	2,14,634	9,017	27,000	-	2,32,617
20130261	PDA	IITK	INDIAN INSTITUTE OF TECHNOLOGY	-	755	-	-	-	755
20130266	PDA	IITK	INDIAN INSTITUTE OF TECHNOLOGY	-	35,936	9,999	-	-	25,937
20130273	PDA	IITK	INDIAN INSTITUTE OF TECHNOLOGY	-	9,101	-	9,101	-	18,202
20130285	PDA	IITK	INDIAN INSTITUTE OF TECHNOLOGY	-	48,460	29,990	24,000	-	42,470
20130296	PDA	IITK	INDIAN INSTITUTE OF TECHNOLOGY	-	2,16,820	-	12,642	-	2,29,462
20130297	PDA	IITK	INDIAN INSTITUTE OF TECHNOLOGY	-	3,65,295	-	1,56,000	-	5,21,295
20130298	PDA	IITK	INDIAN INSTITUTE OF TECHNOLOGY	-	57,281	-	13,288	-	70,569
20130315	PDA	IITK	INDIAN INSTITUTE OF TECHNOLOGY	-	51,624	9,447	54,000	-	96,177

**INDIAN INSTITUTE OF TECHNOLOGY KANPUR****ACCOUNT - II****SCHEDULE FORMING PART OF BALANCE SHEET****SCHEDULE - '3C' (Consolidated Balance Sheet)****SCHEDULE - 'F-4'****SCHEDULE OF OTHER PROJECT BALANCES AS AT 31ST MARCH'2022**

PROJECT NUMBER	PROJECT TYPE	SPONSOR CODE	SPONSOR NAME	OPENING BALANCE - 01.04.2021		EXPENDITURES	RECEIPTS	CLOSING BALANCE - 31.03.2022	
				DEBIT	CREDIT			DEBIT	CREDIT
20130321	PDA	IITK	INDIAN INSTITUTE OF TECHNOLOGY	-	35,765	-	10,906	-	46,671
20130340	PDA	IITK	INDIAN INSTITUTE OF TECHNOLOGY	-	2,14,578	18,229	24,000	-	2,20,349
20130342	PDA	IITK	INDIAN INSTITUTE OF TECHNOLOGY	-	7,13,906	-	1,24,843	-	8,38,749
20130347	PDA	IITK	INDIAN INSTITUTE OF TECHNOLOGY	-	1,57,773	1,19,800	-	-	37,973
20130350	PDA	IITK	INDIAN INSTITUTE OF TECHNOLOGY	-	1,11,319	-	-	-	1,11,319
2013381	PDA	IITK	INDIAN INSTITUTE OF TECHNOLOGY	-	750	-	-	-	750
2013383	PDA	IITK	INDIAN INSTITUTE OF TECHNOLOGY	-	72,432	86,905	68,440	-	53,967
2013384	PDA	IITK	INDIAN INSTITUTE OF TECHNOLOGY	-	1,13,771	1,46,358	72,601	-	40,014
2013388	PDA	IITK	INDIAN INSTITUTE OF TECHNOLOGY	-	2,33,381	-	30,000	-	2,63,381
2014010	PDA	IITK	INDIAN INSTITUTE OF TECHNOLOGY	-	1,46,603	1,46,395	34,709	-	34,917
2014022	PDA	IITK	INDIAN INSTITUTE OF TECHNOLOGY	-	63,036	86,878	1,38,001	-	1,14,159
2014031	PDA	IITK	INDIAN INSTITUTE OF TECHNOLOGY	-	7,00,048	-	2,35,248	-	9,35,296
2014058	PDA	IITK	INDIAN INSTITUTE OF TECHNOLOGY	-	1,16,187	38,652	1,03,300	-	1,80,835
2014061	PDA	IITK	INDIAN INSTITUTE OF TECHNOLOGY	-	56,819	-	24,000	-	80,819
2014106	PDA	IITK	INDIAN INSTITUTE OF TECHNOLOGY	-	25,515	7,748	27,000	-	44,767

**INDIAN INSTITUTE OF TECHNOLOGY KANPUR****ACCOUNT - II****SCHEDULE FORMING PART OF BALANCE SHEET****SCHEDULE - '3C' (Consolidated Balance Sheet)****SCHEDULE - 'F-4'****SCHEDULE OF OTHER PROJECT BALANCES AS AT 31ST MARCH'2022**

PROJECT NUMBER	PROJECT TYPE	SPONSOR CODE	SPONSOR NAME	OPENING BALANCE - 01.04.2021		EXPENDITURES	RECEIPTS	CLOSING BALANCE - 31.03.2022	
				DEBIT	CREDIT			DEBIT	CREDIT
2014109	PDA	IITK	INDIAN INSTITUTE OF TECHNOLOGY	-	9,34,047	-	3,87,013	-	13,21,060
2014131	PDA	IITK	INDIAN INSTITUTE OF TECHNOLOGY	-	2,14,975	50,400	31,500	-	1,96,075
2014176	PDA	IITK	INDIAN INSTITUTE OF TECHNOLOGY	-	37,635	-	27,000	-	64,635
2014177	PDA	IITK	INDIAN INSTITUTE OF TECHNOLOGY	-	9,45,646	87,371	24,000	-	8,82,275
2014191	PDA	IITK	INDIAN INSTITUTE OF TECHNOLOGY	-	1,52,567	23,181	1,34,520	-	2,63,906
2014225	PDA	IITK	INDIAN INSTITUTE OF TECHNOLOGY	-	33,270	75,769	4,42,250	-	3,99,751
2014229	PDA	IITK	INDIAN INSTITUTE OF TECHNOLOGY	-	2,21,397	-	28,605	-	2,50,002
2014254	PDA	IITK	INDIAN INSTITUTE OF TECHNOLOGY	-	4,01,497	1,13,240	23,750	-	3,12,007
2014265	PDA	IITK	INDIAN INSTITUTE OF TECHNOLOGY	-	7,06,317	1,55,878	16,800	-	5,67,239
2014266	PDA	IITK	INDIAN INSTITUTE OF TECHNOLOGY	-	83,579	93,304	80,000	-	70,275
2014270	PDA	IITK	INDIAN INSTITUTE OF TECHNOLOGY	-	4,43,557	46,999	54,000	-	4,50,558
2014272	PDA	IITK	INDIAN INSTITUTE OF TECHNOLOGY	-	56,420	-	-	-	56,420
2014274	PDA	IITK	INDIAN INSTITUTE OF TECHNOLOGY	-	8,76,466	1,24,146	2,78,177	-	10,30,497
2014301	PDA	IITK	INDIAN INSTITUTE OF TECHNOLOGY	-	3,30,662	38,318	55,500	-	3,47,844
2014305	PDA	IITK	INDIAN INSTITUTE OF TECHNOLOGY	-	94,643	3,885	2,31,000	-	3,21,758



**INDIAN INSTITUTE OF TECHNOLOGY KANPUR****ACCOUNT - II****SCHEDULE FORMING PART OF BALANCE SHEET****SCHEDULE - '3C' (Consolidated Balance Sheet)****SCHEDULE - 'F-4'****SCHEDULE OF OTHER PROJECT BALANCES AS AT 31ST MARCH'2022**

PROJECT NUMBER	PROJECT TYPE	SPONSOR CODE	SPONSOR NAME	OPENING BALANCE - 01.04.2021		EXPENDITURES	RECEIPTS	CLOSING BALANCE - 31.03.2022	
				DEBIT	CREDIT			DEBIT	CREDIT
2014312	PDA	IITK	INDIAN INSTITUTE OF TECHNOLOGY	-	2,05,569	-	-	-	2,05,569
2014316	PDA	IITK	INDIAN INSTITUTE OF TECHNOLOGY	-	5,90,750	59,473	55,050	-	5,86,327
2014339	PDA	IITK	INDIAN INSTITUTE OF TECHNOLOGY	-	10,32,062	7,242	63,600	-	10,88,420
2014341	PDA	IITK	INDIAN INSTITUTE OF TECHNOLOGY	-	1,23,798	-	49,223	-	1,73,021
2014353	PDA	IITK	INDIAN INSTITUTE OF TECHNOLOGY	-	-	1,20,000	1,50,000	-	30,000
2014355	PDA	IITK	INDIAN INSTITUTE OF TECHNOLOGY	-	8,25,424	1,78,184	8,18,496	-	14,65,736
2014356	PDA	IITK	INDIAN INSTITUTE OF TECHNOLOGY	-	6,412	5,97,559	9,42,285	-	3,51,138
2014359	PDA	IITK	INDIAN INSTITUTE OF TECHNOLOGY	-	1,34,010	50,200	2,97,683	-	3,81,493
2014367	PDA	IITK	INDIAN INSTITUTE OF TECHNOLOGY	-	55,578	4,590	84,000	-	1,34,988
2015014	PDA	IITK	INDIAN INSTITUTE OF TECHNOLOGY	-	26,125	-	1,450	-	27,575
2015050	PDA	IITK	INDIAN INSTITUTE OF TECHNOLOGY	-	1,40,969	34,338	1,06,380	-	2,13,011
2015051	PDA	IITK	INDIAN INSTITUTE OF TECHNOLOGY	-	11,700	-	-	-	11,700
2015078	PDA	IITK	INDIAN INSTITUTE OF TECHNOLOGY	-	49,960	-	73,202	-	1,23,162
2015095	PDA	IITK	INDIAN INSTITUTE OF TECHNOLOGY	-	87,252	-	-	-	87,252
2015112	PDA	IITK	INDIAN INSTITUTE OF TECHNOLOGY	-	11,51,391	-	-	-	11,51,391

**INDIAN INSTITUTE OF TECHNOLOGY KANPUR**

**ACCOUNT - II**

**SCHEDULE FORMING PART OF BALANCE SHEET**

**SCHEDULE - '3C' (Consolidated Balance Sheet)**

**SCHEDULE - 'F-4'**

**SCHEDULE OF OTHER PROJECT BALANCES AS AT 31ST MARCH'2022**

PROJECT NUMBER	PROJECT TYPE	SPONSOR CODE	SPONSOR NAME	OPENING BALANCE - 01.04.2021		EXPENDITURES	RECEIPTS	CLOSING BALANCE - 31.03.2022	
				DEBIT	CREDIT			DEBIT	CREDIT
2015125	PDA	IITK	INDIAN INSTITUTE OF TECHNOLOGY	-	81,359	10,339	41,275	-	1,12,295
2015145	PDA	IITK	INDIAN INSTITUTE OF TECHNOLOGY	-	20,378	-	-	-	20,378
2015146	PDA	IITK	INDIAN INSTITUTE OF TECHNOLOGY	-	1,16,380	73,256	24,000	-	67,124
2015147	PDA	IITK	INDIAN INSTITUTE OF TECHNOLOGY	-	79,652	1,32,475	54,000	-	1,177
2015148	PDA	IITK	INDIAN INSTITUTE OF TECHNOLOGY	-	1,75,988	26,354	54,000	-	2,03,634
2015165	PDA	IITK	INDIAN INSTITUTE OF TECHNOLOGY	-	6,363	32,775	30,000	-	3,588
2015166	PDA	IITK	INDIAN INSTITUTE OF TECHNOLOGY	-	1,68,556	-	47,875	-	2,16,431
2015167	PDA	IITK	INDIAN INSTITUTE OF TECHNOLOGY	-	4,42,539	-	1,02,000	-	5,44,539
2015174	PDA	IITK	INDIAN INSTITUTE OF TECHNOLOGY	-	2,05,988	1,18,623	5,22,017	-	6,09,382
2015255	PDA	IITK	INDIAN INSTITUTE OF TECHNOLOGY	-	53,732	-	-	-	53,732
2015265	PDA	IITK	INDIAN INSTITUTE OF TECHNOLOGY	-	60,150	-	41,748	-	1,01,898
2015266	PDA	IITK	INDIAN INSTITUTE OF TECHNOLOGY	-	1,03,508	14,300	31,363	-	1,20,571
2015275	PDA	IITK	INDIAN INSTITUTE OF TECHNOLOGY	-	5,19,243	-	42,177	-	5,61,420
2015297	PDA	IITK	INDIAN INSTITUTE OF TECHNOLOGY	-	43,200	-	-	-	43,200
2015305	PDA	IITK	INDIAN INSTITUTE OF TECHNOLOGY	-	13,27,107	39,199	2,88,600	-	15,76,508

**INDIAN INSTITUTE OF TECHNOLOGY KANPUR****ACCOUNT - II****SCHEDULE FORMING PART OF BALANCE SHEET****SCHEDULE - '3C' (Consolidated Balance Sheet)****SCHEDULE - 'F-4'****SCHEDULE OF OTHER PROJECT BALANCES AS AT 31ST MARCH'2022**

PROJECT NUMBER	PROJECT TYPE	SPONSOR CODE	SPONSOR NAME	OPENING BALANCE - 01.04.2021		EXPENDITURES	RECEIPTS	CLOSING BALANCE - 31.03.2022	
				DEBIT	CREDIT			DEBIT	CREDIT
2015345	PDA	IITK	INDIAN INSTITUTE OF TECHNOLOGY	-	7,19,429	-	30,000	-	7,49,429
2015352	PDA	IITK	INDIAN INSTITUTE OF TECHNOLOGY	-	-	24,000	24,000	-	-
2015359	PDA	IITK	INDIAN INSTITUTE OF TECHNOLOGY	-	19,293	69,586	80,000	-	29,707
2015360	PDA	IITK	INDIAN INSTITUTE OF TECHNOLOGY	-	300	-	24,000	-	24,300
2015361	PDA	IITK	INDIAN INSTITUTE OF TECHNOLOGY	-	2,36,406	26,110	44,332	-	2,54,628
2015393	PDA	IITK	INDIAN INSTITUTE OF TECHNOLOGY	-	15,79,775	7,16,043	2,89,877	-	11,53,609
2015406	PDA	IITK	INDIAN INSTITUTE OF TECHNOLOGY	-	51,688	-	-	-	51,688
2015423	PDA	IITK	INDIAN INSTITUTE OF TECHNOLOGY	-	7,500	-	-	-	7,500
2015448	PDA	IITK	INDIAN INSTITUTE OF TECHNOLOGY	-	2,63,928	15,359	1,03,718	-	3,52,287
2016006	PDA	IITK	INDIAN INSTITUTE OF TECHNOLOGY	-	15,000	-	-	-	15,000
2016026	PDA	IITK	INDIAN INSTITUTE OF TECHNOLOGY	-	1,82,398	16,639	-	-	1,65,759
2016041	PDA	IITK	INDIAN INSTITUTE OF TECHNOLOGY	-	1,55,906	42,394	55,211	-	1,68,723
2016084	PDA	IITK	INDIAN INSTITUTE OF TECHNOLOGY	-	3,61,795	-	2,40,150	-	6,01,945
2016099	PDA	IITK	INDIAN INSTITUTE OF TECHNOLOGY	-	21,577	-	12,000	-	33,577
2016171	PDA	IITK	INDIAN INSTITUTE OF TECHNOLOGY	-	62,400	71,200	46,500	-	37,700

**INDIAN INSTITUTE OF TECHNOLOGY KANPUR****ACCOUNT - II****SCHEDULE FORMING PART OF BALANCE SHEET****SCHEDULE - '3C' (Consolidated Balance Sheet)****SCHEDULE - 'F-4'****SCHEDULE OF OTHER PROJECT BALANCES AS AT 31ST MARCH'2022**

PROJECT NUMBER	PROJECT TYPE	SPONSOR CODE	SPONSOR NAME	OPENING BALANCE - 01.04.2021		EXPENDITURES	RECEIPTS	CLOSING BALANCE - 31.03.2022	
				DEBIT	CREDIT			DEBIT	CREDIT
2016172	PDA	IITK	INDIAN INSTITUTE OF TECHNOLOGY	-	15,638	-	24,000	-	39,638
2016230	PDA	IITK	INDIAN INSTITUTE OF TECHNOLOGY	-	1,82,313	-	16,800	-	1,99,113
2016243	PDA	IITK	INDIAN INSTITUTE OF TECHNOLOGY	-	1,12,600	-	40,000	-	1,52,600
2016278	PDA	IITK	INDIAN INSTITUTE OF TECHNOLOGY	-	1,20,566	-	49,628	-	1,70,194
2016300	PDA	IITK	INDIAN INSTITUTE OF TECHNOLOGY	-	1,17,035	-	96,310	-	2,13,345
2016330	PDA	IITK	INDIAN INSTITUTE OF TECHNOLOGY	-	41,292	1,02,724	1,06,851	-	45,419
2016333	PDA	IITK	INDIAN INSTITUTE OF TECHNOLOGY	-	2,42,482	-	58,614	-	3,01,096
2016338	PDA	IITK	INDIAN INSTITUTE OF TECHNOLOGY	-	2,44,987	15,500	40,350	-	2,69,837
2016370	PDA	IITK	INDIAN INSTITUTE OF TECHNOLOGY	-	64,000	34,968	24,000	-	53,032
2016413	PDA	IITK	INDIAN INSTITUTE OF TECHNOLOGY	-	-	58,000	58,000	-	-
2016414	PDA	IITK	INDIAN INSTITUTE OF TECHNOLOGY	-	1,09,600	-	24,000	-	1,33,600
2016465	PDA	IITK	INDIAN INSTITUTE OF TECHNOLOGY	-	99,226	7,000	27,000	-	1,19,226
2017005	PDA	IITK	INDIAN INSTITUTE OF TECHNOLOGY	-	1,78,934	46,404	77,738	-	2,10,268
2017024	PDA	IITK	INDIAN INSTITUTE OF TECHNOLOGY	-	1,09,600	-	46,500	-	1,56,100
2017058	PDA	IITK	INDIAN INSTITUTE OF TECHNOLOGY	-	84,402	78,356	45,364	-	51,410

**INDIAN INSTITUTE OF TECHNOLOGY KANPUR****ACCOUNT - II****SCHEDULE FORMING PART OF BALANCE SHEET****SCHEDULE - '3C' (Consolidated Balance Sheet)****SCHEDULE - 'F-4'****SCHEDULE OF OTHER PROJECT BALANCES AS AT 31ST MARCH'2022**

PROJECT NUMBER	PROJECT TYPE	SPONSOR CODE	SPONSOR NAME	OPENING BALANCE - 01.04.2021		EXPENDITURES	RECEIPTS	CLOSING BALANCE - 31.03.2022	
				DEBIT	CREDIT			DEBIT	CREDIT
2017080	PDA	IITK	INDIAN INSTITUTE OF TECHNOLOGY	-	32,040	-	32,040	-	64,080
2017110	PDA	IITK	INDIAN INSTITUTE OF TECHNOLOGY	-	1,84,427	21,336	61,432	-	2,24,523
2017112	PDA	IITK	INDIAN INSTITUTE OF TECHNOLOGY	-	66,927	-	22,500	-	89,427
2017122	PDA	IITK	INDIAN INSTITUTE OF TECHNOLOGY	-	1,03,210	-	1,11,487	-	2,14,697
2017199	PDA	IITK	INDIAN INSTITUTE OF TECHNOLOGY	-	21,531	1,05,102	84,000	-	429
2017281	PDA	IITK	INDIAN INSTITUTE OF TECHNOLOGY	-	1,58,552	29,990	55,512	-	1,84,074
2017284	PDA	IITK	INDIAN INSTITUTE OF TECHNOLOGY	-	1,80,001	-	66,045	-	2,46,046
2017330	PDA	IITK	INDIAN INSTITUTE OF TECHNOLOGY	-	92,499	-	4,350	-	96,849
2017338	PDA	IITK	INDIAN INSTITUTE OF TECHNOLOGY	-	751	1,04,000	1,54,000	-	50,751
2017343	PDA	IITK	INDIAN INSTITUTE OF TECHNOLOGY	-	56,100	-	54,000	-	1,10,100
2017357	PDA	IITK	INDIAN INSTITUTE OF TECHNOLOGY	-	24,000	-	-	-	24,000
2017394	PDA	IITK	INDIAN INSTITUTE OF TECHNOLOGY	-	55,802	-	3,000	-	58,802
2017402	PDA	IITK	INDIAN INSTITUTE OF TECHNOLOGY	-	1,39,546	1,66,850	87,659	-	60,355
2017417	PDA	IITK	INDIAN INSTITUTE OF TECHNOLOGY	-	13,601	7,560	-	-	6,041
2017429	PDA	IITK	INDIAN INSTITUTE OF TECHNOLOGY	-	1,07,539	-	29,666	-	1,37,205

**INDIAN INSTITUTE OF TECHNOLOGY KANPUR****ACCOUNT - II****SCHEDULE FORMING PART OF BALANCE SHEET****SCHEDULE - '3C' (Consolidated Balance Sheet)****SCHEDULE - 'F-4'****SCHEDULE OF OTHER PROJECT BALANCES AS AT 31ST MARCH'2022**

PROJECT NUMBER	PROJECT TYPE	SPONSOR CODE	SPONSOR NAME	OPENING BALANCE - 01.04.2021		EXPENDITURES	RECEIPTS	CLOSING BALANCE - 31.03.2022	
				DEBIT	CREDIT			DEBIT	CREDIT
2017440	PDA	IITK	INDIAN INSTITUTE OF TECHNOLOGY	-	52,397	40,201	24,000	-	36,196
2017441	PDA	IITK	INDIAN INSTITUTE OF TECHNOLOGY	-	-	20,125	20,250	-	125
2017444	PDA	IITK	INDIAN INSTITUTE OF TECHNOLOGY	-	1,58,696	6,780	1,05,774	-	2,57,690
2017469	PDA	IITK	INDIAN INSTITUTE OF TECHNOLOGY	-	26,152	-	43,899	-	70,051
2017488	PDA	IITK	INDIAN INSTITUTE OF TECHNOLOGY	-	1,42,212	1,79,268	91,639	-	54,583
2017499	PDA	IITK	INDIAN INSTITUTE OF TECHNOLOGY	-	16,000	49,200	72,000	-	38,800
2018022	PDA	IITK	INDIAN INSTITUTE OF TECHNOLOGY	-	54,000	-	-	-	54,000
2018031	PDA	IITK	INDIAN INSTITUTE OF TECHNOLOGY	-	83,850	-	4,19,250	-	5,03,100
2018092	PDA	IITK	INDIAN INSTITUTE OF TECHNOLOGY	-	49,600	-	2,35,000	-	2,84,600
2018103	PDA	IITK	INDIAN INSTITUTE OF TECHNOLOGY	-	2,312	35,400	65,600	-	32,512
2018108	PDA	IITK	INDIAN INSTITUTE OF TECHNOLOGY	-	48,481	-	47,981	-	96,462
2018143	PDA	IITK	INDIAN INSTITUTE OF TECHNOLOGY	-	2,65,212	14,287	39,324	-	2,90,249
2018163	PDA	IITK	INDIAN INSTITUTE OF TECHNOLOGY	-	87,618	1,49,492	61,874	-	-
2018176	PDA	IITK	INDIAN INSTITUTE OF TECHNOLOGY	-	29,140	-	19,139	-	48,279
2018191	PDA	IITK	INDIAN INSTITUTE OF TECHNOLOGY	-	1,05,041	1,05,041	-	-	-

**INDIAN INSTITUTE OF TECHNOLOGY KANPUR****ACCOUNT - II****SCHEDULE FORMING PART OF BALANCE SHEET****SCHEDULE - '3C' (Consolidated Balance Sheet)****SCHEDULE - 'F-4'****SCHEDULE OF OTHER PROJECT BALANCES AS AT 31ST MARCH'2022**

PROJECT NUMBER	PROJECT TYPE	SPONSOR CODE	SPONSOR NAME	OPENING BALANCE - 01.04.2021		EXPENDITURES	RECEIPTS	CLOSING BALANCE - 31.03.2022	
				DEBIT	CREDIT			DEBIT	CREDIT
2018219	PDA	IITK	INDIAN INSTITUTE OF TECHNOLOGY	-	48,900	-	54,000	-	1,02,900
2018251	PDA	IITK	INDIAN INSTITUTE OF TECHNOLOGY	-	-	-	27,825	-	27,825
2018275	PDA	IITK	INDIAN INSTITUTE OF TECHNOLOGY	-	57,845	6,810	84,000	-	1,35,035
2018316	PDA	IITK	INDIAN INSTITUTE OF TECHNOLOGY	-	1,22,875	21,031	75,400	-	1,77,244
2018318	PDA	IITK	INDIAN INSTITUTE OF TECHNOLOGY	-	98,688	1,07,875	61,334	-	52,147
2018321	PDA	IITK	INDIAN INSTITUTE OF TECHNOLOGY	-	70,670	-	2,74,322	-	3,44,992
2018329	PDA	IITK	INDIAN INSTITUTE OF TECHNOLOGY	-	39,515	38,783	24,000	-	24,732
2018339	PDA	IITK	INDIAN INSTITUTE OF TECHNOLOGY	-	1,32,116	-	45,750	-	1,77,866
2018344	PDA	IITK	INDIAN INSTITUTE OF TECHNOLOGY	-	1,18,834	-	72,902	-	1,91,736
2018348	PDA	IITK	INDIAN INSTITUTE OF TECHNOLOGY	-	1,20,170	24,000	90,400	-	1,86,570
2018370	PDA	IITK	INDIAN INSTITUTE OF TECHNOLOGY	-	24,000	-	30,000	-	54,000
2018374	PDA	IITK	INDIAN INSTITUTE OF TECHNOLOGY	-	69,625	-	67,100	-	1,36,725
2018376	PDA	IITK	INDIAN INSTITUTE OF TECHNOLOGY	-	85,200	-	46,600	-	1,31,800
2018378	PDA	IITK	INDIAN INSTITUTE OF TECHNOLOGY	-	26,061	3,000	22,500	-	45,561
2018385	PDA	IITK	INDIAN INSTITUTE OF TECHNOLOGY	-	-	-	76,000	-	76,000

**INDIAN INSTITUTE OF TECHNOLOGY KANPUR**

**ACCOUNT - II**

**SCHEDULE FORMING PART OF BALANCE SHEET**

**SCHEDULE - '3C' (Consolidated Balance Sheet)**

**SCHEDULE - 'F-4'**

**SCHEDULE OF OTHER PROJECT BALANCES AS AT 31ST MARCH'2022**

PROJECT NUMBER	PROJECT TYPE	SPONSOR CODE	SPONSOR NAME	OPENING BALANCE - 01.04.2021		EXPENDITURES	RECEIPTS	CLOSING BALANCE - 31.03.2022	
				DEBIT	CREDIT			DEBIT	CREDIT
2018397	PDA	IITK	INDIAN INSTITUTE OF TECHNOLOGY	-	7,500	-	-	-	7,500
2018415	PDA	IITK	INDIAN INSTITUTE OF TECHNOLOGY	-	10,500	-	-	-	10,500
2018422	PDA	IITK	INDIAN INSTITUTE OF TECHNOLOGY	-	27,000	-	-	-	27,000
2018436	PDA	IITK	INDIAN INSTITUTE OF TECHNOLOGY	-	16,626	-	5,250	-	21,876
2018454	PDA	IITK	INDIAN INSTITUTE OF TECHNOLOGY	-	57,415	8,622	22,500	-	71,293
2018478	PDA	IITK	INDIAN INSTITUTE OF TECHNOLOGY	-	62,400	-	54,000	-	1,16,400
2018479	PDA	IITK	INDIAN INSTITUTE OF TECHNOLOGY	-	7,262	9,898	6,475	-	3,839
2018491	PDA	IITK	INDIAN INSTITUTE OF TECHNOLOGY	-	1,41,475	-	3,20,928	-	4,62,403
2018493	PDA	IITK	INDIAN INSTITUTE OF TECHNOLOGY	-	5,940	-	41,500	-	47,440
2018512	PDA	IITK	INDIAN INSTITUTE OF TECHNOLOGY	-	31,500	-	-	-	31,500
2018515	PDA	IITK	INDIAN INSTITUTE OF TECHNOLOGY	-	1,80,726	1,26,271	5,08,000	-	5,62,455
2018585	PDA	IITK	INDIAN INSTITUTE OF TECHNOLOGY	-	46,038	38,800	43,637	-	50,875
2018594	PDA	IITK	INDIAN INSTITUTE OF TECHNOLOGY	-	99,970	-	2,87,906	-	3,87,876
2018598	PDA	IITK	INDIAN INSTITUTE OF TECHNOLOGY	-	44,587	-	2,56,090	-	3,00,677
2019042	PDA	IITK	INDIAN INSTITUTE OF TECHNOLOGY	-	51,450	-	36,900	-	88,350



**INDIAN INSTITUTE OF TECHNOLOGY KANPUR**

**ACCOUNT - II**

**SCHEDULE FORMING PART OF BALANCE SHEET**

**SCHEDULE - '3C' (Consolidated Balance Sheet)**

**SCHEDULE - 'F-4'**

**SCHEDULE OF OTHER PROJECT BALANCES AS AT 31ST MARCH'2022**

PROJECT NUMBER	PROJECT TYPE	SPONSOR CODE	SPONSOR NAME	OPENING BALANCE - 01.04.2021		EXPENDITURES	RECEIPTS	CLOSING BALANCE - 31.03.2022	
				DEBIT	CREDIT			DEBIT	CREDIT
2019045	PDA	IITK	INDIAN INSTITUTE OF TECHNOLOGY	-	5,250	-	-	-	5,250
2019055	PDA	IITK	INDIAN INSTITUTE OF TECHNOLOGY	-	39,137	-	30,000	-	69,137
2019057	PDA	IITK	INDIAN INSTITUTE OF TECHNOLOGY	-	28,858	-	24,649	-	53,507
2019064	PDA	IITK	INDIAN INSTITUTE OF TECHNOLOGY	-	70,949	84,523	41,250	-	27,676
2019068	PDA	IITK	INDIAN INSTITUTE OF TECHNOLOGY	-	-	-	1,08,000	-	1,08,000
2019129	PDA	IITK	INDIAN INSTITUTE OF TECHNOLOGY	-	52,500	33,000	51,108	-	70,608
2019131	PDA	IITK	INDIAN INSTITUTE OF TECHNOLOGY	-	55,361	-	70,361	-	1,25,722
2019139	PDA	IITK	INDIAN INSTITUTE OF TECHNOLOGY	-	24,000	-	1,40,713	-	1,64,713
2019165	PDA	IITK	INDIAN INSTITUTE OF TECHNOLOGY	-	7,500	-	36,808	-	44,308
2019183	PDA	IITK	INDIAN INSTITUTE OF TECHNOLOGY	-	24,000	-	32,125	-	56,125
2019194	PDA	IITK	INDIAN INSTITUTE OF TECHNOLOGY	-	44,925	-	22,425	-	67,350
2019220	PDA	IITK	INDIAN INSTITUTE OF TECHNOLOGY	-	2,00,000	1,000	-	-	1,99,000
2019235	PDA	IITK	INDIAN INSTITUTE OF TECHNOLOGY	-	45,745	7,637	74,163	-	1,12,271
2019243	PDA	IITK	INDIAN INSTITUTE OF TECHNOLOGY	-	36,825	-	-	-	36,825
2019247	PDA	IITK	INDIAN INSTITUTE OF TECHNOLOGY	-	-	-	16,675	-	16,675

**INDIAN INSTITUTE OF TECHNOLOGY KANPUR**

**ACCOUNT - II**

**SCHEDULE FORMING PART OF BALANCE SHEET**

**SCHEDULE - '3C' (Consolidated Balance Sheet)**

**SCHEDULE - 'F-4'**

**SCHEDULE OF OTHER PROJECT BALANCES AS AT 31ST MARCH'2022**

PROJECT NUMBER	PROJECT TYPE	SPONSOR CODE	SPONSOR NAME	OPENING BALANCE - 01.04.2021		EXPENDITURES	RECEIPTS	CLOSING BALANCE - 31.03.2022	
				DEBIT	CREDIT			DEBIT	CREDIT
2019268	PDA	IITK	INDIAN INSTITUTE OF TECHNOLOGY	-	34,886	34,640	64,886	-	65,132
2019274	PDA	IITK	INDIAN INSTITUTE OF TECHNOLOGY	-	44,955	10,508	44,955	-	79,402
2019297	PDA	IITK	INDIAN INSTITUTE OF TECHNOLOGY	-	18,000	-	40,000	-	58,000
2019312	PDA	IITK	INDIAN INSTITUTE OF TECHNOLOGY	-	10,500	-	27,075	-	37,575
2019319	PDA	IITK	INDIAN INSTITUTE OF TECHNOLOGY	-	1,84,573	19,228	1,48,443	-	3,13,788
2019341	PDA	IITK	INDIAN INSTITUTE OF TECHNOLOGY	-	65,250	34,515	95,250	-	1,25,985
2019359	PDA	IITK	INDIAN INSTITUTE OF TECHNOLOGY	-	84,043	-	83,640	-	1,67,683
2019363	PDA	IITK	INDIAN INSTITUTE OF TECHNOLOGY	-	52,567	5,000	53,967	-	1,01,534
2019379	PDA	IITK	INDIAN INSTITUTE OF TECHNOLOGY	-	15,311	41,837	2,15,311	-	1,88,785
2019402	PDA	IITK	INDIAN INSTITUTE OF TECHNOLOGY	-	56,543	66,344	1,85,907	-	1,76,106
2019408	PDA	IITK	INDIAN INSTITUTE OF TECHNOLOGY	-	24,000	-	54,000	-	78,000
2019412	PDA	IITK	INDIAN INSTITUTE OF TECHNOLOGY	-	24,000	39,000	15,000	-	-
2019448	PDA	IITK	INDIAN INSTITUTE OF TECHNOLOGY	-	24,000	-	24,000	-	48,000
2019456	PDA	IITK	INDIAN INSTITUTE OF TECHNOLOGY	-	29,250	-	2,46,500	-	2,75,750
2019460	PDA	IITK	INDIAN INSTITUTE OF TECHNOLOGY	-	24,000	-	54,000	-	78,000

**INDIAN INSTITUTE OF TECHNOLOGY KANPUR****ACCOUNT - II****SCHEDULE FORMING PART OF BALANCE SHEET****SCHEDULE - '3C' (Consolidated Balance Sheet)****SCHEDULE - 'F-4'****SCHEDULE OF OTHER PROJECT BALANCES AS AT 31ST MARCH'2022**

PROJECT NUMBER	PROJECT TYPE	SPONSOR CODE	SPONSOR NAME	OPENING BALANCE - 01.04.2021		EXPENDITURES	RECEIPTS	CLOSING BALANCE - 31.03.2022	
				DEBIT	CREDIT			DEBIT	CREDIT
2019466	PDA	IITK	INDIAN INSTITUTE OF TECHNOLOGY	-	41,381	21,200	2,14,171	-	2,34,352
2019470	PDA	IITK	INDIAN INSTITUTE OF TECHNOLOGY	-	38,400	2,168	-	-	36,232
2019474	PDA	IITK	INDIAN INSTITUTE OF TECHNOLOGY	-	84,825	1,09,762	75,825	-	50,888
2019482	PDA	IITK	INDIAN INSTITUTE OF TECHNOLOGY	-	1,57,796	1,83,087	2,07,672	-	1,82,381
2020011	PDA	IITK	INDIAN INSTITUTE OF TECHNOLOGY	-	70,235	200	39,300	-	1,09,335
2020020	PDA	IITK	INDIAN INSTITUTE OF TECHNOLOGY	-	13,965	38,324	24,501	-	142
2020021	PDA	IITK	INDIAN INSTITUTE OF TECHNOLOGY	-	15,000	-	18,051	-	33,051
2020029	PDA	IITK	INDIAN INSTITUTE OF TECHNOLOGY	-	-	-	46,486	-	46,486
2020036	PDA	IITK	INDIAN INSTITUTE OF TECHNOLOGY	-	38,400	-	24,000	-	62,400
2020057	PDA	IITK	INDIAN INSTITUTE OF TECHNOLOGY	-	-	53,206	75,413	-	22,207
2020075	PDA	IITK	INDIAN INSTITUTE OF TECHNOLOGY	-	24,000	42,099	24,000	-	5,901
2020093	PDA	IITK	INDIAN INSTITUTE OF TECHNOLOGY	-	24,000	28,707	76,497	-	71,790
2020097	PDA	IITK	INDIAN INSTITUTE OF TECHNOLOGY	-	-	10,508	46,500	-	35,992
2020099	PDA	IITK	INDIAN INSTITUTE OF TECHNOLOGY	-	24,000	-	21,293	-	45,293
2020106	PDA	IITK	INDIAN INSTITUTE OF TECHNOLOGY	-	7,262	-	47,975	-	55,237

**INDIAN INSTITUTE OF TECHNOLOGY KANPUR****ACCOUNT - II****SCHEDULE FORMING PART OF BALANCE SHEET****SCHEDULE - '3C' (Consolidated Balance Sheet)****SCHEDULE - 'F-4'****SCHEDULE OF OTHER PROJECT BALANCES AS AT 31ST MARCH'2022**

PROJECT NUMBER	PROJECT TYPE	SPONSOR CODE	SPONSOR NAME	OPENING BALANCE - 01.04.2021		EXPENDITURES	RECEIPTS	CLOSING BALANCE - 31.03.2022	
				DEBIT	CREDIT			DEBIT	CREDIT
2020122	PDA	IITK	INDIAN INSTITUTE OF TECHNOLOGY	-	24,000	15,400	30,000	-	38,600
2020124	PDA	IITK	INDIAN INSTITUTE OF TECHNOLOGY	-	-	-	3,862	-	3,862
2020126	PDA	IITK	INDIAN INSTITUTE OF TECHNOLOGY	-	68,250	-	55,500	-	1,23,750
2020159	PDA	IITK	INDIAN INSTITUTE OF TECHNOLOGY	-	19,200	-	1,18,452	-	1,37,652
2020172	PDA	IITK	INDIAN INSTITUTE OF TECHNOLOGY	-	24,000	69,000	1,06,500	-	61,500
2020185	PDA	IITK	INDIAN INSTITUTE OF TECHNOLOGY	-	-	54,000	54,000	-	-
2020187	PDA	IITK	INDIAN INSTITUTE OF TECHNOLOGY	-	24,000	-	2,24,000	-	2,48,000
2020189	PDA	IITK	INDIAN INSTITUTE OF TECHNOLOGY	-	-	-	5,654	-	5,654
2020208	PDA	IITK	INDIAN INSTITUTE OF TECHNOLOGY	-	-	-	30,000	-	30,000
2020250	PDA	IITK	INDIAN INSTITUTE OF TECHNOLOGY	-	51,825	-	43,449	-	95,274
2020252	PDA	IITK	INDIAN INSTITUTE OF TECHNOLOGY	-	24,000	-	-	-	24,000
2020275	PDA	IITK	INDIAN INSTITUTE OF TECHNOLOGY	-	5,250	-	45,847	-	51,097
2020280	PDA	IITK	INDIAN INSTITUTE OF TECHNOLOGY	-	-	24,000	24,000	-	-
2020343	PDA	IITK	INDIAN INSTITUTE OF TECHNOLOGY	-	-	42,999	75,529	-	32,530
2020362	PDA	IITK	INDIAN INSTITUTE OF TECHNOLOGY	-	-	-	22,500	-	22,500

**INDIAN INSTITUTE OF TECHNOLOGY KANPUR****ACCOUNT - II****SCHEDULE FORMING PART OF BALANCE SHEET****SCHEDULE - '3C' (Consolidated Balance Sheet)****SCHEDULE - 'F-4'****SCHEDULE OF OTHER PROJECT BALANCES AS AT 31ST MARCH'2022**

PROJECT NUMBER	PROJECT TYPE	SPONSOR CODE	SPONSOR NAME	OPENING BALANCE - 01.04.2021		EXPENDITURES	RECEIPTS	CLOSING BALANCE - 31.03.2022	
				DEBIT	CREDIT			DEBIT	CREDIT
2020375	PDA	IITK	INDIAN INSTITUTE OF TECHNOLOGY	-	-	-	47,579	-	47,579
2020381	PDA	IITK	INDIAN INSTITUTE OF TECHNOLOGY	-	-	-	4,381	-	4,381
2020394	PDA	IITK	INDIAN INSTITUTE OF TECHNOLOGY	-	-	14,976	15,000	-	24
2020406	PDA	IITK	INDIAN INSTITUTE OF TECHNOLOGY	-	-	20,990	21,000	-	10
2020407	PDA	IITK	INDIAN INSTITUTE OF TECHNOLOGY	-	-	-	24,000	-	24,000
2020408	PDA	IITK	INDIAN INSTITUTE OF TECHNOLOGY	-	19,875	-	49,875	-	69,750
2020428	PDA	IITK	INDIAN INSTITUTE OF TECHNOLOGY	-	-	6,000	24,000	-	18,000
2021053	PDA	IITK	INDIAN INSTITUTE OF TECHNOLOGY	-	-	-	50,356	-	50,356
2021063	PDA	IITK	INDIAN INSTITUTE OF TECHNOLOGY	-	-	4,198	2,91,556	-	2,87,358
2021069	PDA	IITK	INDIAN INSTITUTE OF TECHNOLOGY	-	-	-	7,500	-	7,500
2021200	PDA	IITK	INDIAN INSTITUTE OF TECHNOLOGY	-	-	-	30,000	-	30,000
2021395	PDA	IITK	INDIAN INSTITUTE OF TECHNOLOGY	-	-	-	33,849	-	33,849
2021425	PDA	IITK	INDIAN INSTITUTE OF TECHNOLOGY	-	-	-	42,000	-	42,000
93096	PDA	IITK	INDIAN INSTITUTE OF TECHNOLOGY	-	5,490	-	-	-	5,490
93099	PDA	IITK	INDIAN INSTITUTE OF TECHNOLOGY	-	88,760	-	-	-	88,760

**INDIAN INSTITUTE OF TECHNOLOGY KANPUR****ACCOUNT - II****SCHEDULE FORMING PART OF BALANCE SHEET****SCHEDULE - '3C' (Consolidated Balance Sheet)****SCHEDULE - 'F-4'****SCHEDULE OF OTHER PROJECT BALANCES AS AT 31ST MARCH'2022**

PROJECT NUMBER	PROJECT TYPE	SPONSOR CODE	SPONSOR NAME	OPENING BALANCE - 01.04.2021		EXPENDITURES	RECEIPTS	CLOSING BALANCE - 31.03.2022	
				DEBIT	CREDIT			DEBIT	CREDIT
93100	PDA	IITK	INDIAN INSTITUTE OF TECHNOLOGY	-	64,12,741	2,87,614	2,513	-	61,27,640
93117	PDA	IITK	INDIAN INSTITUTE OF TECHNOLOGY	-	4,696	-	-	-	4,696
93120	PDA	IITK	INDIAN INSTITUTE OF TECHNOLOGY	-	3,726	-	-	-	3,726
93138	PDA	IITK	INDIAN INSTITUTE OF TECHNOLOGY	-	30,584	-	-	-	30,584
93139	PDA	IITK	INDIAN INSTITUTE OF TECHNOLOGY	-	25,960	-	-	-	25,960
93141	PDA	IITK	INDIAN INSTITUTE OF TECHNOLOGY	-	6,059	-	-	-	6,059
93143	PDA	IITK	INDIAN INSTITUTE OF TECHNOLOGY	-	25,142	25,142	-	-	-
93186	PDA	IITK	INDIAN INSTITUTE OF TECHNOLOGY	-	64,909	-	-	-	64,909
94060	PDA	IITK	INDIAN INSTITUTE OF TECHNOLOGY	-	19	-	-	-	19
94062	PDA	IITK	INDIAN INSTITUTE OF TECHNOLOGY	-	67,270	43,246	51,648	-	75,672
94063	PDA	IITK	INDIAN INSTITUTE OF TECHNOLOGY	-	2,57,747	1,34,061	2,35,007	-	3,58,693
94106	PDA	IITK	INDIAN INSTITUTE OF TECHNOLOGY	-	29,181	29,181	-	-	-
94117	PDA	IITK	INDIAN INSTITUTE OF TECHNOLOGY	-	53	-	-	-	53
94128	PDA	IITK	INDIAN INSTITUTE OF TECHNOLOGY	-	94,362	3,71,120	3,91,000	-	1,14,242
94149	PDA	IITK	INDIAN INSTITUTE OF TECHNOLOGY	-	752	-	-	-	752

**INDIAN INSTITUTE OF TECHNOLOGY KANPUR****ACCOUNT - II****SCHEDULE FORMING PART OF BALANCE SHEET****SCHEDULE - '3C' (Consolidated Balance Sheet)****SCHEDULE - 'F-4'****SCHEDULE OF OTHER PROJECT BALANCES AS AT 31ST MARCH'2022**

PROJECT NUMBER	PROJECT TYPE	SPONSOR CODE	SPONSOR NAME	OPENING BALANCE - 01.04.2021		EXPENDITURES	RECEIPTS	CLOSING BALANCE - 31.03.2022	
				DEBIT	CREDIT			DEBIT	CREDIT
94160	PDA	IITK	INDIAN INSTITUTE OF TECHNOLOGY	-	10,69,791	-	30,000	-	10,99,791
94192	PDA	IITK	INDIAN INSTITUTE OF TECHNOLOGY	-	12,942	-	-	-	12,942
94202	PDA	IITK	INDIAN INSTITUTE OF TECHNOLOGY	-	6,809	-	-	-	6,809
94212	PDA	IITK	INDIAN INSTITUTE OF TECHNOLOGY	-	6,652	-	18,000	-	24,652
94214	PDA	IITK	INDIAN INSTITUTE OF TECHNOLOGY	-	18,569	5,000	1,52,251	-	1,65,820
94217	PDA	IITK	INDIAN INSTITUTE OF TECHNOLOGY	-	8,00,666	1,00,000	34,725	-	7,35,391
94218	PDA	IITK	INDIAN INSTITUTE OF TECHNOLOGY	-	1,10,041	-	-	-	1,10,041
94222	PDA	IITK	INDIAN INSTITUTE OF TECHNOLOGY	-	14,270	-	-	-	14,270
94224	PDA	IITK	INDIAN INSTITUTE OF TECHNOLOGY	-	83,544	-	-	-	83,544
94230	PDA	IITK	INDIAN INSTITUTE OF TECHNOLOGY	-	6,82,724	2,01,750	-	-	4,80,974
95018	PDA	IITK	INDIAN INSTITUTE OF TECHNOLOGY	-	6,50,905	1,43,156	10,177	-	5,17,926
95028	PDA	IITK	INDIAN INSTITUTE OF TECHNOLOGY	-	96,354	-	-	-	96,354
95037	PDA	IITK	INDIAN INSTITUTE OF TECHNOLOGY	-	3,46,857	1,68,999	24,658	-	2,02,516
95074	PDA	IITK	INDIAN INSTITUTE OF TECHNOLOGY	-	1,009	-	-	-	1,009
95076	PDA	IITK	INDIAN INSTITUTE OF TECHNOLOGY	-	48,901	48,901	-	-	-

**INDIAN INSTITUTE OF TECHNOLOGY KANPUR****ACCOUNT - II****SCHEDULE FORMING PART OF BALANCE SHEET****SCHEDULE - '3C' (Consolidated Balance Sheet)****SCHEDULE - 'F-4'****SCHEDULE OF OTHER PROJECT BALANCES AS AT 31ST MARCH'2022**

PROJECT NUMBER	PROJECT TYPE	SPONSOR CODE	SPONSOR NAME	OPENING BALANCE - 01.04.2021		EXPENDITURES	RECEIPTS	CLOSING BALANCE - 31.03.2022	
				DEBIT	CREDIT			DEBIT	CREDIT
95082	PDA	IITK	INDIAN INSTITUTE OF TECHNOLOGY	-	3,21,873	2,49,379	81,000	-	1,53,494
95084	PDA	IITK	INDIAN INSTITUTE OF TECHNOLOGY	-	80,062	-	-	-	80,062
95085	PDA	IITK	INDIAN INSTITUTE OF TECHNOLOGY	-	8,302	-	-	-	8,302
95087	PDA	IITK	INDIAN INSTITUTE OF TECHNOLOGY	-	52,836	-	-	-	52,836
95093	PDA	IITK	INDIAN INSTITUTE OF TECHNOLOGY	-	19,469	-	-	-	19,469
95100	PDA	IITK	INDIAN INSTITUTE OF TECHNOLOGY	-	963	-	-	-	963
95101	PDA	IITK	INDIAN INSTITUTE OF TECHNOLOGY	-	10,31,930	-	1,02,000	-	11,33,930
95103	PDA	IITK	INDIAN INSTITUTE OF TECHNOLOGY	-	1,51,361	-	-	-	1,51,361
95107	PDA	IITK	INDIAN INSTITUTE OF TECHNOLOGY	-	72,958	-	-	-	72,958
95108	PDA	IITK	INDIAN INSTITUTE OF TECHNOLOGY	-	3,851	-	-	-	3,851
95109	PDA	IITK	INDIAN INSTITUTE OF TECHNOLOGY	-	48,555	-	-	-	48,555
95120	PDA	IITK	INDIAN INSTITUTE OF TECHNOLOGY	-	2,011	-	-	-	2,011
95121	PDA	IITK	INDIAN INSTITUTE OF TECHNOLOGY	-	11,908	-	-	-	11,908
95122	PDA	IITK	INDIAN INSTITUTE OF TECHNOLOGY	-	58,061	-	-	-	58,061
95124	PDA	IITK	INDIAN INSTITUTE OF TECHNOLOGY	-	3,832	-	-	-	3,832



**INDIAN INSTITUTE OF TECHNOLOGY KANPUR**

**ACCOUNT - II**

**SCHEDULE FORMING PART OF BALANCE SHEET**

**SCHEDULE - '3C' (Consolidated Balance Sheet)**

**SCHEDULE - 'F-4'**

**SCHEDULE OF OTHER PROJECT BALANCES AS AT 31ST MARCH'2022**

PROJECT NUMBER	PROJECT TYPE	SPONSOR CODE	SPONSOR NAME	OPENING BALANCE - 01.04.2021		EXPENDITURES	RECEIPTS	CLOSING BALANCE - 31.03.2022	
				DEBIT	CREDIT			DEBIT	CREDIT
95132	PDA	IITK	INDIAN INSTITUTE OF TECHNOLOGY	-	55,211	-	-	-	55,211
95136	PDA	IITK	INDIAN INSTITUTE OF TECHNOLOGY	-	43	43	-	-	-
95137	PDA	IITK	INDIAN INSTITUTE OF TECHNOLOGY	-	735	-	-	-	735
95138	PDA	IITK	INDIAN INSTITUTE OF TECHNOLOGY	-	1,435	-	-	-	1,435
95140	PDA	IITK	INDIAN INSTITUTE OF TECHNOLOGY	-	21,270	-	-	-	21,270
95144	PDA	IITK	INDIAN INSTITUTE OF TECHNOLOGY	-	24,78,530	24,78,530	-	-	-
95149	PDA	IITK	INDIAN INSTITUTE OF TECHNOLOGY	-	8,121	-	-	-	8,121
95157	PDA	IITK	INDIAN INSTITUTE OF TECHNOLOGY	-	2,267	-	-	-	2,267
95160	PDA	IITK	INDIAN INSTITUTE OF TECHNOLOGY	-	3,485	-	-	-	3,485
95168	PDA	IITK	INDIAN INSTITUTE OF TECHNOLOGY	-	3,35,657	3,24,900	-	-	10,757
95171	PDA	IITK	INDIAN INSTITUTE OF TECHNOLOGY	-	3,15,334	7,840	-	-	3,07,494
95209	PDA	IITK	INDIAN INSTITUTE OF TECHNOLOGY	-	28,475	-	12,000	-	40,475
95244	PDA	IITK	INDIAN INSTITUTE OF TECHNOLOGY	-	3,16,660	79,360	33,000	-	2,70,300
95246	PDA	IITK	INDIAN INSTITUTE OF TECHNOLOGY	-	43	-	-	-	43
95281	PDA	IITK	INDIAN INSTITUTE OF TECHNOLOGY	-	12,98,489	-	3,26,338	-	16,24,827

**INDIAN INSTITUTE OF TECHNOLOGY KANPUR****ACCOUNT - II****SCHEDULE FORMING PART OF BALANCE SHEET****SCHEDULE - '3C' (Consolidated Balance Sheet)****SCHEDULE - 'F-4'****SCHEDULE OF OTHER PROJECT BALANCES AS AT 31ST MARCH'2022**

PROJECT NUMBER	PROJECT TYPE	SPONSOR CODE	SPONSOR NAME	OPENING BALANCE - 01.04.2021		EXPENDITURES	RECEIPTS	CLOSING BALANCE - 31.03.2022	
				DEBIT	CREDIT			DEBIT	CREDIT
96018	PDA	IITK	INDIAN INSTITUTE OF TECHNOLOGY	-	2,27,593	99,800	26,250	-	1,54,043
96037	PDA	IITK	INDIAN INSTITUTE OF TECHNOLOGY	-	3,54,378	1,85,189	3,73,157	-	5,42,346
96055	PDA	IITK	INDIAN INSTITUTE OF TECHNOLOGY	-	6,99,038	-	-	-	6,99,038
96056	PDA	IITK	INDIAN INSTITUTE OF TECHNOLOGY	-	2,69,895	-	16,800	-	2,86,695
96062	PDA	IITK	INDIAN INSTITUTE OF TECHNOLOGY	-	4,73,883	5,81,883	1,08,000	-	-
96063	PDA	IITK	INDIAN INSTITUTE OF TECHNOLOGY	-	8,18,008	3,45,890	3,30,000	-	8,02,118
96077	PDA	IITK	INDIAN INSTITUTE OF TECHNOLOGY	-	36,597	36,597	-	-	-
96079	PDA	IITK	INDIAN INSTITUTE OF TECHNOLOGY	-	13,85,177	1,25,356	1,64,900	-	14,24,721
96086	PDA	IITK	INDIAN INSTITUTE OF TECHNOLOGY	-	34,083	-	-	-	34,083
96088	PDA	IITK	INDIAN INSTITUTE OF TECHNOLOGY	-	803	-	-	-	803
96090	PDA	IITK	INDIAN INSTITUTE OF TECHNOLOGY	-	7,10,044	2,32,215	6,475	-	4,84,304
96094	PDA	IITK	INDIAN INSTITUTE OF TECHNOLOGY	-	7,530	18	-	-	7,512
96096	PDA	IITK	INDIAN INSTITUTE OF TECHNOLOGY	-	46,791	-	22,500	-	69,291
96097	PDA	IITK	INDIAN INSTITUTE OF TECHNOLOGY	-	5,49,306	-	9,600	-	5,58,906
96098	PDA	IITK	INDIAN INSTITUTE OF TECHNOLOGY	-	77	-	-	-	77

**INDIAN INSTITUTE OF TECHNOLOGY KANPUR****ACCOUNT - II****SCHEDULE FORMING PART OF BALANCE SHEET****SCHEDULE - '3C' (Consolidated Balance Sheet)****SCHEDULE - 'F-4'****SCHEDULE OF OTHER PROJECT BALANCES AS AT 31ST MARCH'2022**

PROJECT NUMBER	PROJECT TYPE	SPONSOR CODE	SPONSOR NAME	OPENING BALANCE - 01.04.2021		EXPENDITURES	RECEIPTS	CLOSING BALANCE - 31.03.2022	
				DEBIT	CREDIT			DEBIT	CREDIT
96100	PDA	IITK	INDIAN INSTITUTE OF TECHNOLOGY	-	3,13,961	1,24,006	22,830	-	2,12,785
96105	PDA	IITK	INDIAN INSTITUTE OF TECHNOLOGY	-	5,703	-	-	-	5,703
96108	PDA	IITK	INDIAN INSTITUTE OF TECHNOLOGY	-	7,372	-	-	-	7,372
96111	PDA	IITK	INDIAN INSTITUTE OF TECHNOLOGY	-	5,358	-	-	-	5,358
96116	PDA	IITK	INDIAN INSTITUTE OF TECHNOLOGY	-	3,76,570	2,200	-	-	3,74,370
96118	PDA	IITK	INDIAN INSTITUTE OF TECHNOLOGY	-	4,83,461	-	-	-	4,83,461
96129	PDA	IITK	INDIAN INSTITUTE OF TECHNOLOGY	-	6,221	-	-	-	6,221
96134	PDA	IITK	INDIAN INSTITUTE OF TECHNOLOGY	-	7,43,464	1,52,909	5,787	-	5,96,342
96135	PDA	IITK	INDIAN INSTITUTE OF TECHNOLOGY	-	13,270	-	-	-	13,270
96137	PDA	IITK	INDIAN INSTITUTE OF TECHNOLOGY	-	405	-	-	-	405
96150	PDA	IITK	INDIAN INSTITUTE OF TECHNOLOGY	-	13,751	-	-	-	13,751
96155	PDA	IITK	INDIAN INSTITUTE OF TECHNOLOGY	-	88,916	78,057	30,000	-	40,859
96199	PDA	IITK	INDIAN INSTITUTE OF TECHNOLOGY	-	2,94,149	-	-	-	2,94,149
96227	PDA	IITK	INDIAN INSTITUTE OF TECHNOLOGY	-	3,000	-	-	-	3,000
96229	PDA	IITK	INDIAN INSTITUTE OF TECHNOLOGY	-	2,93,444	-	1,06,577	-	4,00,021

**INDIAN INSTITUTE OF TECHNOLOGY KANPUR****ACCOUNT - II****SCHEDULE FORMING PART OF BALANCE SHEET****SCHEDULE - '3C' (Consolidated Balance Sheet)****SCHEDULE - 'F-4'****SCHEDULE OF OTHER PROJECT BALANCES AS AT 31ST MARCH'2022**

PROJECT NUMBER	PROJECT TYPE	SPONSOR CODE	SPONSOR NAME	OPENING BALANCE - 01.04.2021		EXPENDITURES	RECEIPTS	CLOSING BALANCE - 31.03.2022	
				DEBIT	CREDIT			DEBIT	CREDIT
96245	PDA	IITK	INDIAN INSTITUTE OF TECHNOLOGY	-	5,50,800	73,849	1,24,934	-	6,01,885
2017146	RND	R&D	R & D FUND	-	8,25,18,909	12,40,48,076	14,93,69,239	-	10,78,40,072
2017123	RND	IITK	INDIAN INSTITUTE OF TECHNOLOGY	-	-	1,03,67,000	-	1,03,67,000	-
19980041	RND	IITK	INDIAN INSTITUTE OF TECHNOLOGY	2,35,27,269	-	1,02,98,30,130	1,22,81,91,809	-	17,48,34,410
19990050	RND	R&D	R & D FUND	86,58,073	-	54,84,093	62,45,189	78,96,977	-
20010088	RND	IITK	INDIAN INSTITUTE OF TECHNOLOGY	-	2,02,649	-	86,341	-	2,88,990
20030301	RND	IITK	INDIAN INSTITUTE OF TECHNOLOGY	-	11,000	-	-	-	11,000
20080152	RND	IITK	INDIAN INSTITUTE OF TECHNOLOGY	-	2,19,031	-	-	-	2,19,031
20100200	RND	R&D	R & D FUND	-	284	-	-	-	284
20130118	RND	IITK	INDIAN INSTITUTE OF TECHNOLOGY	-	-	20,74,620	20,74,620	-	-
2016048	RND	R&D	R & D FUND	-	1,50,50,167	3,89,31,726	2,38,81,559	-	-
2016096	RND	R&D	R & D FUND	-	420	-	-	-	420
2016194	RND	R&D	R & D FUND	-	17,960	-	-	-	17,960
2017160	RND	MHRD	MIN. OF HUMAN RESOURCE DEVELOP	-	14,06,603	14,06,603	-	-	-
2018100	RND	MHRD	MIN. OF HUMAN RESOURCE DEVELOP	-	16,72,160	73,09,160	56,37,000	-	-
2018241	RND	MISC	MISCELLANEOUS	-	1,61,00,638	12,21,87,716	12,24,09,449	-	1,63,22,371
2018252	RND	IITK	INDIAN INSTITUTE OF TECHNOLOGY	-	-	75,07,358	1,00,84,537	-	25,77,179
2018417	RND	R&D	R & D FUND	25,00,000	-	-	25,00,000	-	-
2019008	RND	MISC	MISCELLANEOUS	-	21,81,55,492	45,61,66,448	43,15,55,764	-	19,35,44,808

**INDIAN INSTITUTE OF TECHNOLOGY KANPUR****ACCOUNT - II****SCHEDULE FORMING PART OF BALANCE SHEET****SCHEDULE - '3C' (Consolidated Balance Sheet)****SCHEDULE - 'F-4'****SCHEDULE OF OTHER PROJECT BALANCES AS AT 31ST MARCH'2022**

PROJECT NUMBER	PROJECT TYPE	SPONSOR CODE	SPONSOR NAME	OPENING BALANCE - 01.04.2021		EXPENDITURES	RECEIPTS	CLOSING BALANCE - 31.03.2022	
				DEBIT	CREDIT			DEBIT	CREDIT
2021189	RND	IITK	INDIAN INSTITUTE OF TECHNOLOGY	-	-	3,81,058	25,00,000	-	21,18,942
2021198	RND	IITK	INDIAN INSTITUTE OF TECHNOLOGY	-	-	32,33,869	-	32,33,869	-
2021209	RND	R&D	R & D FUND	-	-	5,39,355	-	5,39,355	-
2021261	RND	R&D	R & D FUND	-	-	81,375	-	81,375	-
2021292	RND	R&D	R & D FUND	-	-	9,74,939	9,74,939	-	-
2021329	RND	IITK	INDIAN INSTITUTE OF TECHNOLOGY	-	-	1,70,034	1,70,034	-	-
2019251	SIA	MISC	MISCELLANEOUS	-	20,03,215	57,83,653	44,53,182	-	6,72,744
20000311	SPS	ISRO	INDIAN SPACE RES. ORGANIZATION	-	37,09,173	-	-	-	37,09,173
20010280	SPS	MLA	MEDIA LAB ASIA	-	10,26,794	-	-	-	10,26,794
20020302	SPS	MHRD	MIN. OF HUMAN RESOURCE DEVELOP	469	-	-	-	469	-
20040269	SPS	ISRO	INDIAN SPACE RES. ORGANIZATION	-	1,00,000	-	-	-	1,00,000
20050092	SWS	DFCT	DATAMATION FOUNDATION CHARITABLE TRUST	-	25,000	-	-	-	25,000
20050145	TA	DST	DEPARTMENT OF SC.& TECHNOLOGY	-	1,555	-	-	-	1,555
20050193	TA	IITK	INDIAN INSTITUTE OF TECHNOLOGY	17,367	-	-	-	17,367	-
20070082	TA	DST	DEPARTMENT OF SC.& TECHNOLOGY	14,797	-	-	-	14,797	-
20080172	TA	INDOUS	INDO-US SCIENCE & TECHNOLOGY FORUM	-	2,39,909	-	-	-	2,39,909
20090154	TA	DST	DEPARTMENT OF SC.& TECHNOLOGY	-	4,737	-	-	-	4,737

**INDIAN INSTITUTE OF TECHNOLOGY KANPUR**

**ACCOUNT - II**

**SCHEDULE FORMING PART OF BALANCE SHEET**

**SCHEDULE - '3C' (Consolidated Balance Sheet)**

**SCHEDULE - 'F-4'**

**SCHEDULE OF OTHER PROJECT BALANCES AS AT 31ST MARCH'2022**

PROJECT NUMBER	PROJECT TYPE	SPONSOR CODE	SPONSOR NAME	OPENING BALANCE - 01.04.2021		EXPENDITURES	RECEIPTS	CLOSING BALANCE - 31.03.2022	
				DEBIT	CREDIT			DEBIT	CREDIT
20120234	TA	DST	DEPARTMENT OF SC.& TECHNOLOGY	-	9	-	-	-	9
2016275	TA	MRLIPL	MICROSOFT RESEARCH LAB INDIA PRIVATE LIMITED	-	11,180	-	-	-	11,180
2017494	TA	MRLIPL	MICROSOFT RESEARCH LAB INDIA PRIVATE LIMITED	-	1,00,000	-	-	-	1,00,000
2019061	TA	IFCAM	INDO-FRENCH CENTRE FOR APPLIED MATHEMATICS	-	77	-	-	-	77
2019103	TA	SERB	SCIENCE & ENGINEERING RESEARCH BOARD	-	1,35,952	-	-	-	1,35,952
2019285	TA	SERB	SCIENCE & ENGINEERING RESEARCH BOARD	62	-	-	-	62	-
20110218	THM	MIS	MIS	-	37,932	-	-	-	37,932
20110219	THM	MIS	MIS	-	34,153	-	-	-	34,153
20110220	THM	MIS	MIS	-	232	-	-	-	232
20110221	THM	MIS	MIS	-	2,643	-	-	-	2,643
20110222	THM	MIS	MIS	-	50,000	-	-	-	50,000
20110223	THM	MIS	MIS	-	592	-	-	-	592
20110225	THM	MIS	MIS	9,094	-	-	-	9,094	-
19990025	TNR	IITK	INDIAN INSTITUTE OF TECHNOLOGY	-	16,520	83,670	1,48,812	-	81,662
20040048	TNR	IITK	INDIAN INSTITUTE OF TECHNOLOGY	-	49,931	-	-	-	49,931
2018003	TNR	IITG	INDIAN INSTITUTE OF TECHNOLOGY, GANDHINAGAR	-	2,00,513	1,99,000	80,000	-	81,513
2018343	TNR	MISC	MISCELLANEOUS	1,79,152	-	1,08,000	8,38,000	-	5,50,848
2019030	TNR	PU	PUNJAB UNIVERSITY	-	4,001	-	-	-	4,001

**INDIAN INSTITUTE OF TECHNOLOGY KANPUR****ACCOUNT - II****SCHEDULE FORMING PART OF BALANCE SHEET****SCHEDULE - '3C' (Consolidated Balance Sheet)****SCHEDULE - 'F-4'****SCHEDULE OF OTHER PROJECT BALANCES AS AT 31ST MARCH'2022**

PROJECT NUMBER	PROJECT TYPE	SPONSOR CODE	SPONSOR NAME	OPENING BALANCE - 01.04.2021		EXPENDITURES	RECEIPTS	CLOSING BALANCE - 31.03.2022	
				DEBIT	CREDIT			DEBIT	CREDIT
2021157	TNR	TL	TRANA LABORATORIES BANGALORE	-	-	36,000	2,16,000	-	1,80,000
2021440	TNR	MISC	MISCELLANEOUS	-	-	1,425	4,425	-	3,000
2021523	TNR	AIR001	AIR FORCE STATION CHAKERI	-	-	11,880	-	11,880	-
2021524	TNR	AIR001	AIR FORCE STATION CHAKERI	-	-	12,186	-	12,186	-
T10-014	TNR	EIL	ENGINEERS INDIA LIMITED	-	1	-	-	-	1
T10-015	TNR	PGCI	POWER GRID CORP. OF INDIA	-	1	-	-	-	1
T10-017	TNR	IAF	INDIAN AIR FORCE	-	1	-	-	-	1
T10-035	TNR	RBI	RBI	-	7,950	-	-	-	7,950
T10-036	TNR	HBTI	HBTI	-	157	-	-	-	157
T10-040	TNR	SHRIGO	SHRI GOPAL ENGG. & CHEMICAL KANPUR	-	165	-	-	-	165
T10-041	TNR	IITRL	IITRL	-	1	-	-	-	1
T10-043	TNR	SRISAI	SRI SAI RAM ENGG. COLLEGE	-	3	-	-	-	3
T10-045	TNR	UPJN	U P JAL NIGAM	-	387	-	-	-	387
T10-047	TNR	MIS	MIS	-	159	-	-	-	159
T11-001	TNR	MISC	MISCELLANEOUS	621	-	-	-	621	-
T11-002	TNR	MISC	MISCELLANEOUS	-	618	-	-	-	618
T11-003	TNR	MISC	MISCELLANEOUS	-	2	-	-	-	2
T11-004	TNR	MISC	MISCELLANEOUS	-	125	-	-	-	125
T11-005	TNR	MISC	MISCELLANEOUS	-	4,837	-	-	-	4,837
T11-006	TNR	MISC	MISCELLANEOUS	-	2,199	-	-	-	2,199
T11-009	TNR	MISC	MISCELLANEOUS	-	1	-	-	-	1

**INDIAN INSTITUTE OF TECHNOLOGY KANPUR****ACCOUNT - II****SCHEDULE FORMING PART OF BALANCE SHEET****SCHEDULE - '3C' (Consolidated Balance Sheet)****SCHEDULE - 'F-4'****SCHEDULE OF OTHER PROJECT BALANCES AS AT 31ST MARCH'2022**

PROJECT NUMBER	PROJECT TYPE	SPONSOR CODE	SPONSOR NAME	OPENING BALANCE - 01.04.2021		EXPENDITURES	RECEIPTS	CLOSING BALANCE - 31.03.2022	
				DEBIT	CREDIT			DEBIT	CREDIT
T11-011	TNR	MISC	MISCELLANEOUS	-	99	-	-	-	99
T12-004	TNR	MISC	MISCELLANEOUS	838	-	-	-	838	-
T12-007	TNR	MISC	MISCELLANEOUS	-	989	-	-	-	989
T12-012	TNR	MISC	MISCELLANEOUS	-	69	-	-	-	69
T12-016	TNR	MISC	MISCELLANEOUS	-	7,298	-	-	-	7,298
T12-021	TNR	MISC	MISCELLANEOUS	-	4,272	-	-	-	4,272
T12-023	TNR	MISC	MISCELLANEOUS	-	4	-	-	-	4
T12-025	TNR	MISC	MISCELLANEOUS	-	4,939	-	-	-	4,939
T12-027	TNR	MISC	MISCELLANEOUS	-	1,335	-	-	-	1,335
T13-001	TNR	MISC	MISCELLANEOUS	2,705	-	-	-	2,705	-
T13-003	TNR	MISC	MISCELLANEOUS	-	5,198	1,485	-	-	3,713
T13-004	TNR	MISC	MISCELLANEOUS	-	1,08,501	-	-	-	1,08,501
T13-005	TNR	MISC	MISCELLANEOUS	-	1	-	-	-	1
T13-006	TNR	MISC	MISCELLANEOUS	-	44,182	-	-	-	44,182
T13-007	TNR	MISC	MISCELLANEOUS	-	4,000	-	-	-	4,000
T13-009	TNR	MISC	MISCELLANEOUS	4	-	-	-	4	-
T13-011	TNR	MISC	MISCELLANEOUS	-	8,900	-	-	-	8,900
T13-012	TNR	MISC	MISCELLANEOUS	-	26,722	-	-	-	26,722
T13-013	TNR	MISC	MISCELLANEOUS	-	1	-	-	-	1
T13-015	TNR	MISC	MISCELLANEOUS	-	2,002	-	-	-	2,002
T13-016	TNR	MISC	MISCELLANEOUS	-	1,780	-	-	-	1,780
T13-018	TNR	MISC	MISCELLANEOUS	-	895	-	-	-	895
T13-024	TNR	MISC	MISCELLANEOUS	-	6,497	-	-	-	6,497
T13-025	TNR	MISC	MISCELLANEOUS	-	26,789	-	-	-	26,789
T14-001	TNR	MISC	MISCELLANEOUS	880	-	-	-	880	-



**INDIAN INSTITUTE OF TECHNOLOGY KANPUR**

**ACCOUNT - II**

**SCHEDULE FORMING PART OF BALANCE SHEET**

**SCHEDULE - '3C' (Consolidated Balance Sheet)**

**SCHEDULE - 'F-4'**

**SCHEDULE OF OTHER PROJECT BALANCES AS AT 31ST MARCH'2022**

PROJECT NUMBER-	PROJECT TYPE	SPONSOR CODE	SPONSOR NAME	OPENING BALANCE - 01.04.2021		EXPENDITURES	RECEIPTS	CLOSING BALANCE - 31.03.2022	
				DEBIT	CREDIT			DEBIT	CREDIT
T14-002	TNR	MISC	MISCELLANEOUS	-	10,413	-	-	-	10,413
T14-003	TNR	MISC	MISCELLANEOUS	-	2,055	-	-	-	2,055
T14-005	TNR	MISC	MISCELLANEOUS	-	16,154	-	-	-	16,154
T14-006	TNR	MISC	MISCELLANEOUS	-	2,670	-	-	-	2,670
T14-008	TNR	MISC	MISCELLANEOUS	-	15,848	-	-	-	15,848
T14-010	TNR	MISC	MISCELLANEOUS	-	16,002	-	-	-	16,002
T14-012	TNR	MISC	MISCELLANEOUS	-	25,007	-	-	-	25,007
T14-013	TNR	MISC	MISCELLANEOUS	-	400	-	-	-	400
T14-014	TNR	MISC	MISCELLANEOUS	-	5,340	-	-	-	5,340
T14-018	TNR	MISC	MISCELLANEOUS	3,780	-	-	-	3,780	-
T14-019	TNR	MISC	MISCELLANEOUS	-	1	1	-	-	-
T14-022	TNR	MISC	MISCELLANEOUS	-	11,036	-	-	-	11,036
T14-028	TNR	MISC	MISCELLANEOUS	-	2,225	-	-	-	2,225
T14-030	TNR	MISC	MISCELLANEOUS	320	-	-	-	320	-
T15-002	TNR	MISC	MISCELLANEOUS	-	3,560	-	-	-	3,560
T15-014	TNR	MISC	MISCELLANEOUS	-	1,558	-	-	-	1,558
T15-027	TNR	MISC	MISCELLANEOUS	-	14,206	-	-	-	14,206
T15-05	TNR	MISC	MISCELLANEOUS	-	912	-	-	-	912
T15-07	TNR	MISC	MISCELLANEOUS	-	1	-	-	-	1
T16-01	TNR	MISC	MISCELLANEOUS	-	75,904	-	-	-	75,904
T16-010	TNR	MISC	MISCELLANEOUS	15,000	-	-	-	15,000	-
T16-013	TNR	MISC	MISCELLANEOUS	-	8,351	-	-	-	8,351
T16-015	TNR	MISC	MISCELLANEOUS	-	3,300	-	-	-	3,300
T16-016	TNR	MISC	MISCELLANEOUS	-	8,619	-	-	-	8,619
T16-017	TNR	MISC	MISCELLANEOUS	-	20,000	-	-	-	20,000

**INDIAN INSTITUTE OF TECHNOLOGY KANPUR**

**ACCOUNT - II**

**SCHEDULE FORMING PART OF BALANCE SHEET**

**SCHEDULE - '3C' (Consolidated Balance Sheet)**

**SCHEDULE - 'F-4'**

**SCHEDULE OF OTHER PROJECT BALANCES AS AT 31ST MARCH'2022**

PROJECT NUMBER	PROJECT TYPE	SPONSOR CODE	SPONSOR NAME	OPENING BALANCE - 01.04.2021		EXPENDITURES	RECEIPTS	CLOSING BALANCE - 31.03.2022	
				DEBIT	CREDIT			DEBIT	CREDIT
T16-019	TNR	MISC	MISCELLANEOUS	7,125	-	-	-	7,125	-
T16-02	TNR	MISC	MISCELLANEOUS	-	4,38,563	-	-	-	4,38,563
T16-023	TNR	MISC	MISCELLANEOUS	29,670	-	-	-	29,670	-
T16-025	TNR	MISC	MISCELLANEOUS	-	7,843	-	-	-	7,843
T16-027	TNR	MISC	MISCELLANEOUS	-	5,000	-	-	-	5,000
T16-03	TNR	MISC	MISCELLANEOUS	-	507	-	-	-	507
T16-04	TNR	MISC	MISCELLANEOUS	-	997	-	-	-	997
T16-05	TNR	MISC	MISCELLANEOUS	-	2,500	-	-	-	2,500
T16-07	TNR	MISC	MISCELLANEOUS	3,200	-	-	-	3,200	-
T16-09	TNR	MISC	MISCELLANEOUS	-	7,467	-	-	-	7,467
T17-010	TNR	MISC	MISCELLANEOUS	-	868	-	-	-	868
T17-011	TNR	MISC	MISCELLANEOUS	-	16,000	-	-	-	16,000
T17-013	TNR	MISC	MISCELLANEOUS	-	14,914	-	-	-	14,914
T17-014	TNR	MISC	MISCELLANEOUS	-	8,536	-	-	-	8,536
T17-015	TNR	MISC	MISCELLANEOUS	-	3	-	-	-	3
T17-016	TNR	MISC	MISCELLANEOUS	-	5,685	-	-	-	5,685
T17-017	TNR	MISC	MISCELLANEOUS	-	1,403	-	-	-	1,403
T17-019	TNR	MISC	MISCELLANEOUS	-	21,076	-	-	-	21,076
T17-02	TNR	MISC	MISCELLANEOUS	2,000	-	-	-	2,000	-
T17-023	TNR	MISC	MISCELLANEOUS	6,490	-	-	-	6,490	-
T17-026	TNR	MISC	MISCELLANEOUS	3,000	-	-	-	3,000	-
T17-027	TNR	MISC	MISCELLANEOUS	-	12,000	-	-	-	12,000
T17-028	TNR	MISC	MISCELLANEOUS	-	3,002	-	-	-	3,002
T17-03	TNR	MISC	MISCELLANEOUS	-	30,067	-	-	-	30,067
T17-036	TNR	MISC	MISCELLANEOUS	19,872	-	-	-	19,872	-

**INDIAN INSTITUTE OF TECHNOLOGY KANPUR****ACCOUNT - II****SCHEDULE FORMING PART OF BALANCE SHEET****SCHEDULE - '3C' (Consolidated Balance Sheet)****SCHEDULE - 'F-4'****SCHEDULE OF OTHER PROJECT BALANCES AS AT 31ST MARCH'2022**

PROJECT NUMBER	PROJECT TYPE	SPONSOR CODE	SPONSOR NAME	OPENING BALANCE - 01.04.2021		EXPENDITURES	RECEIPTS	CLOSING BALANCE - 31.03.2022	
				DEBIT	CREDIT			DEBIT	CREDIT
T17-037	TNR	MISC	MISCELLANEOUS	-	300	-	-	-	300
T17-04	TNR	MISC	MISCELLANEOUS	-	914	-	-	-	914
T17-042	TNR	MISC	MISCELLANEOUS	-	424	-	-	-	424
T17-045	TNR	MISC	MISCELLANEOUS	-	7,796	-	-	-	7,796
T17-047	TNR	MISC	MISCELLANEOUS	-	1,091	-	-	-	1,091
T17-05	TNR	MISC	MISCELLANEOUS	-	527	-	-	-	527
T17-053	TNR	MISC	MISCELLANEOUS	-	1,200	-	-	-	1,200
T17-055	TNR	MISC	MISCELLANEOUS	-	1,500	-	-	-	1,500
T17-061	TNR	IITK	INDIAN INSTITUTE OF TECHNOLOGY	-	16,785	-	-	-	16,785
T18-028	TNR	MISC	MISCELLANEOUS	1,296	-	-	-	1,296	-
T18-03	TNR	MISC	MISCELLANEOUS	-	134	-	-	-	134
T18-04	TNR	MISC	MISCELLANEOUS	-	2,303	-	-	-	2,303
T18-05	TNR	MISC	MISCELLANEOUS	-	2,288	-	-	-	2,288
T18-09	TNR	MISC	MISCELLANEOUS	856	-	-	-	856	-
T19-02	TNR	MISC	MISCELLANEOUS	6,218	-	-	-	6,218	-
T19-04	TNR	MISC	MISCELLANEOUS	64,600	-	-	-	64,600	-
T19-049	TNR	MISC	MISCELLANEOUS	-	4,729	-	-	-	4,729
T19-08	TNR	MISC	MISCELLANEOUS	343	-	-	-	343	-
T19-10	TNR	MISC	MISCELLANEOUS	35,534	-	-	-	35,534	-
T19-18	TNR	MISC	MISCELLANEOUS	126	-	-	-	126	-
T19-41	TNR	MISC	MISCELLANEOUS	10,813	-	-	-	10,813	-
T19-48	TNR	MISC	MISCELLANEOUS	4,729	-	-	-	4,729	-
T20-01	TNR	MISC	MISCELLANEOUS	-	4,29,105	4,29,105	-	-	-
T20-02	TNR	MISC	MISCELLANEOUS	-	749	749	-	-	-

**INDIAN INSTITUTE OF TECHNOLOGY KANPUR****ACCOUNT - II****SCHEDULE FORMING PART OF BALANCE SHEET****SCHEDULE - '3C' (Consolidated Balance Sheet)****SCHEDULE - 'F-4'****SCHEDULE OF OTHER PROJECT BALANCES AS AT 31ST MARCH'2022**

PROJECT NUMBER	PROJECT TYPE	SPONSOR CODE	SPONSOR NAME	OPENING BALANCE - 01.04.2021		EXPENDITURES	RECEIPTS	CLOSING BALANCE - 31.03.2022	
				DEBIT	CREDIT			DEBIT	CREDIT
T20-03	TNR	MISC	MISCELLANEOUS	-	5,12,696	5,12,696	-	-	-
T20-04	TNR	MISC	MISCELLANEOUS	-	8,94,356	8,94,356	-	-	-
T20-05	TNR	MISC	MISCELLANEOUS	-	1,53,337	1,53,337	-	-	-
T20-061	TNR	MISC	MISCELLANEOUS	-	4,16,003	4,16,003	-	-	-
T20-07	TNR	MISC	MISCELLANEOUS	-	2,907	2,907	-	-	-
T20-09	TNR	MISC	MISCELLANEOUS	-	46,32,828	46,32,828	-	-	-
T20-10	TNR	MISC	MISCELLANEOUS	-	6,63,794	6,63,794	-	-	-
T20-11	TNR	MISC	MISCELLANEOUS	-	1,03,515	1,03,515	-	-	-
T20-13	TNR	MISC	MISCELLANEOUS	-	3,304	3,304	-	-	-
T20-14	TNR	MISC	MISCELLANEOUS	-	3,270	3,270	-	-	-
T20-15	TNR	MISC	MISCELLANEOUS	-	2,53,446	2,53,446	-	-	-
T20-16	TNR	MISC	MISCELLANEOUS	-	8,000	8,000	-	-	-
T20-20	TNR	MISC	MISCELLANEOUS	-	5,705	5,705	-	-	-
T20-22	TNR	MISC	MISCELLANEOUS	-	900	900	-	-	-
T20-24	TNR	MISC	MISCELLANEOUS	-	320	320	-	-	-
T20-25	TNR	MISC	MISCELLANEOUS	-	13,200	13,200	-	-	-
T20-26	TNR	MISC	MISCELLANEOUS	-	22,246	22,246	-	-	-
T20-27	TNR	MISC	MISCELLANEOUS	-	1,08,582	1,08,582	-	-	-
T20-28	TNR	MISC	MISCELLANEOUS	-	2,700	2,700	-	-	-
T20-29	TNR	MISC	MISCELLANEOUS	-	10,000	10,000	-	-	-
T20-31	TNR	MISC	MISCELLANEOUS	-	38,808	38,808	-	-	-
T20-32	TNR	MISC	MISCELLANEOUS	-	5,000	5,000	-	-	-
T20-35	TNR	MISC	MISCELLANEOUS	-	432	432	-	-	-
T20-40	TNR	MISC	MISCELLANEOUS	-	11,864	11,864	-	-	-
T20-42	TNR	MISC	MISCELLANEOUS	-	5,400	5,400	-	-	-

**INDIAN INSTITUTE OF TECHNOLOGY KANPUR**

**ACCOUNT - II**

**SCHEDULE FORMING PART OF BALANCE SHEET**

**SCHEDULE - '3C' (Consolidated Balance Sheet)**

**SCHEDULE - 'F-4'**

**SCHEDULE OF OTHER PROJECT BALANCES AS AT 31ST MARCH'2022**

PROJECT NUMBER	PROJECT TYPE	SPONSOR CODE	SPONSOR NAME	OPENING BALANCE - 01.04.2021		EXPENDITURES	RECEIPTS	CLOSING BALANCE - 31.03.2022	
				DEBIT	CREDIT			DEBIT	CREDIT
T20-45	TNR	MISC	MISCELLANEOUS	-	3,000	3,000	-	-	-
T20-47	TNR	MISC	MISCELLANEOUS	-	5,064	5,064	-	-	-
T20-50	TNR	MISC	MISCELLANEOUS	-	1,800	1,800	-	-	-
T20-51	TNR	MISC	MISCELLANEOUS	-	8,000	8,000	-	-	-
T20-52	TNR	MISC	MISCELLANEOUS	40,239	-	-	-	40,239	-
T20-61	TNR	MISC	MISCELLANEOUS	6,048	-	-	-	6,048	-
T2004-01	TNR	IITK	INDIAN INSTITUTE OF TECHNOLOGY	58,695	-	-	-	58,695	-
T2004-02	TNR	IITK	INDIAN INSTITUTE OF TECHNOLOGY	1,53,704	-	-	-	1,53,704	-
T2004-04	TNR	IITK	INDIAN INSTITUTE OF TECHNOLOGY	-	7,409	-	-	-	7,409
T2004-05	TNR	IITK	INDIAN INSTITUTE OF TECHNOLOGY	-	4,11,342	-	-	-	4,11,342
T2004-06	TNR	IITK	INDIAN INSTITUTE OF TECHNOLOGY	-	30,126	-	-	-	30,126
T2004-07	TNR	IITK	INDIAN INSTITUTE OF TECHNOLOGY	4,697	-	-	-	4,697	-
T21-01	TNR	MISC	MISCELLANEOUS	-	-	1,23,568	5,83,605	-	4,60,037
T21-02	TNR	MISC	MISCELLANEOUS	-	-	5,31,000	5,31,749	-	749
T21-03	TNR	MISC	MISCELLANEOUS	-	-	5,80,177	7,45,521	-	1,65,344
T21-04	TNR	MISC	MISCELLANEOUS	-	-	7,63,041	14,15,198	-	6,52,157
T21-05	TNR	MISC	MISCELLANEOUS	-	-	10,386	2,39,993	-	2,29,607
T21-051	TNR	IITK	INDIAN INSTITUTE OF TECHNOLOGY	-	-	97,468	97,468	-	-
T21-053	TNR	MISC	MISCELLANEOUS	-	-	3,600	3,600	-	-
T21-06	TNR	MISC	MISCELLANEOUS	-	-	25,785	25,783	2	-
T21-061	TNR	MISC	MISCELLANEOUS	-	-	8,99,338	9,88,557	-	89,219

**INDIAN INSTITUTE OF TECHNOLOGY KANPUR**

**ACCOUNT - II**

**SCHEDULE FORMING PART OF BALANCE SHEET**

**SCHEDULE - '3C' (Consolidated Balance Sheet)**

**SCHEDULE - 'F-4'**

**SCHEDULE OF OTHER PROJECT BALANCES AS AT 31ST MARCH'2022**

PROJECT NUMBER	PROJECT TYPE	SPONSOR CODE	SPONSOR NAME	OPENING BALANCE - 01.04.2021		EXPENDITURES	RECEIPTS	CLOSING BALANCE - 31.03.2022	
				DEBIT	CREDIT			DEBIT	CREDIT
T21-065	TNR	MISC	MISCELLANEOUS	-	-	3,245	3,245	-	-
T21-07	TNR	MISC	MISCELLANEOUS	-	-	5,750	8,657	-	2,907
T21-072	TNR	MISC	MISCELLANEOUS	-	-	-	10,000	-	10,000
T21-09	TNR	MISC	MISCELLANEOUS	-	-	37,02,348	53,11,053	-	16,08,705
T21-10	TNR	MISC	MISCELLANEOUS	-	-	30,391	8,51,339	-	8,20,948
T21-11	TNR	MISC	MISCELLANEOUS	-	-	4,52,650	5,45,365	-	92,715
T21-13	TNR	MISC	MISCELLANEOUS	-	-	9,912	13,216	-	3,304
T21-14	TNR	MISC	MISCELLANEOUS	-	-	972	9,642	-	8,670
T21-15	TNR	MISC	MISCELLANEOUS	-	-	2,53,446	2,53,446	-	-
T21-16	TNR	MISC	MISCELLANEOUS	-	-	84,960	92,960	-	8,000
T21-19	TNR	MISC	MISCELLANEOUS	-	-	55,440	55,440	-	-
T21-22	TNR	IITK	INDIAN INSTITUTE OF TECHNOLOGY	-	-	59,590	60,490	-	900
T21-24	TNR	MISC	MISCELLANEOUS	-	-	-	320	-	320
T21-25	TNR	MISC	MISCELLANEOUS	-	-	4,500	42,700	-	38,200
T21-26	TNR	MISC	MISCELLANEOUS	-	-	69,675	1,00,724	-	31,049
T21-27	TNR	MISC	MISCELLANEOUS	-	-	4,05,867	5,55,582	-	1,49,715
T21-28	TNR	MISC	MISCELLANEOUS	-	-	6,264	9,072	-	2,808
T21-29	TNR	MISC	MISCELLANEOUS	-	-	-	10,000	-	10,000
T21-31	TNR	MISC	MISCELLANEOUS	-	-	-	38,808	-	38,808
T21-32	TNR	MISC	MISCELLANEOUS	-	-	900	10,900	-	10,000
T21-33	TNR	IITK	INDIAN INSTITUTE OF TECHNOLOGY	-	-	1,58,688	1,58,688	-	-
T21-35	TNR	MISC	MISCELLANEOUS	-	-	-	432	-	432
T21-38	TNR	MISC	MISCELLANEOUS	-	-	64,708	64,600	108	-
T21-40	TNR	MISC	MISCELLANEOUS	-	-	63,100	76,764	-	13,664

**INDIAN INSTITUTE OF TECHNOLOGY KANPUR****ACCOUNT - II****SCHEDULE FORMING PART OF BALANCE SHEET****SCHEDULE - '3C' (Consolidated Balance Sheet)****SCHEDULE - 'F-4'****SCHEDULE OF OTHER PROJECT BALANCES AS AT 31ST MARCH'2022**

PROJECT NUMBER	PROJECT TYPE	SPONSOR CODE	SPONSOR NAME	OPENING BALANCE - 01.04.2021		EXPENDITURES	RECEIPTS	CLOSING BALANCE - 31.03.2022	
				DEBIT	CREDIT			DEBIT	CREDIT
T21-44	TNR	MISC	MISCELLANEOUS	-	-	1,56,340	1,56,340	-	-
T21-45	TNR	MISC	MISCELLANEOUS	-	-	-	3,000	-	3,000
T21-47	TNR	MISC	MISCELLANEOUS	-	-	2,832	10,596	-	7,764
T21-49	TNR	MISC	MISCELLANEOUS	-	-	4,92,656	4,92,656	-	-
T21-50	TNR	MISC	MISCELLANEOUS	-	-	21,688	23,488	-	1,800
T21-51	TNR	MISC	MISCELLANEOUS	-	-	-	8,000	-	8,000
T21-52	TNR	MISC	MISCELLANEOUS	-	-	6,56,631	6,96,872	-	40,241
T21-53	TNR	MISC	MISCELLANEOUS	-	-	67,381	67,377	4	-
T21-55	TNR	MISC	MISCELLANEOUS	-	-	9,440	9,440	-	-
T21-57	TNR	MISC	MISCELLANEOUS	-	-	1,479	3,850	-	2,371
T21-58	TNR	MISC	MISCELLANEOUS	-	-	28,320	28,320	-	-
T21-66	TNR	IITK	INDIAN INSTITUTE OF TECHNOLOGY	-	-	28,180	30,680	-	2,500
T21-67	TNR	MISC	MISCELLANEOUS	-	-	1,620	10,620	-	9,000
T21-70	TNR	IITK	INDIAN INSTITUTE OF TECHNOLOGY	-	-	36,98,000	36,98,000	-	-
T21-71	TNR	IITK	INDIAN INSTITUTE OF TECHNOLOGY	-	-	5,350	5,350	-	-
T21-73	TNR	MISC	MISCELLANEOUS	-	-	59,000	59,000	-	-
T21-74	TNR	MISC	MISCELLANEOUS	-	-	68,000	59,000	9,000	-
19990010	TRF	IITK	INDIAN INSTITUTE OF TECHNOLOGY	-	43,46,950	-	-	-	43,46,950
19990052	TRF	IITK	INDIAN INSTITUTE OF TECHNOLOGY	-	1,51,228	-	-	-	1,51,228
19990102	TRF	IITK	INDIAN INSTITUTE OF TECHNOLOGY	-	78,215	-	-	-	78,215
20010125	TRF	IITK	INDIAN INSTITUTE OF TECHNOLOGY	-	3,82,00,888	-	-	-	3,82,00,888

**INDIAN INSTITUTE OF TECHNOLOGY KANPUR**

**ACCOUNT - II**

**SCHEDULE FORMING PART OF BALANCE SHEET**

**SCHEDULE - '3C' (Consolidated Balance Sheet)**

**SCHEDULE - 'F-4'**

**SCHEDULE OF OTHER PROJECT BALANCES AS AT 31ST MARCH'2022**

PROJECT NUMBER	PROJECT TYPE	SPONSOR CODE	SPONSOR NAME	OPENING BALANCE - 01.04.2021		EXPENDITURES	RECEIPTS	CLOSING BALANCE - 31.03.2022	
				DEBIT	CREDIT			DEBIT	CREDIT
20040118	TRO	IITK	INDIAN INSTITUTE OF TECHNOLOGY	-	3,883	-	-	-	3,883
20040213	TRO	IITK	INDIAN INSTITUTE OF TECHNOLOGY	-	7,250	-	-	-	7,250
20040268	TRO	IITK	INDIAN INSTITUTE OF TECHNOLOGY	-	2,56,547	3,47,972	91,425	-	-
20030276	TSF	IITK	INDIAN INSTITUTE OF TECHNOLOGY	-	33,05,068	2,03,668	1,02,000	-	32,03,400
<b>TOTAL</b>				<b>8,34,59,998</b>	<b>1,65,34,80,729</b>	<b>24,41,87,743</b>	<b>72,47,13,581</b>	<b>5,56,17,911</b>	<b>2,10,61,64,480</b>



**INDIAN INSTITUTE OF TECHNOLOGY KANPUR**  
**REGISTRAR OFFICE**

No. IITK/FBC/2022-23/

Dated: June 27, 2022


**Subject: Request for approval of the Unaudited Annual Accounts of the Institute for the Financial Year 2021-2022**

The accounts for the financial year 2021-22 is now ready for recommendation of the Finance Committee for further adoption and approval by the Board of Governors.


It is likely that the Finance Committee and Board of Governors meeting may take some time. However, Ministry of Education in their letter no. F.No. 32-11/2022-TS.I dated June 20, 2022 has requested that the annual accounts for the year 2021-22 duly approved by the competent authority should be forwarded to the concerned audit office by June 30, 2022.

It is therefore requested that the unaudited accounts for the FY2021-22 may kindly be approved by the Chairman, Board of Governors, so that the same may be handed over to the audit party on or before June 30, 2022.

The above proposal is in accordance with the powers vested to the Chairman under Statute 7(4) of the Institute's Statutes.


  
27/06/2022  
Registrar &

Secretary, Board of Governors

  
Deputy Director 20/6

  
Director

Approved and Adopted

 since FC is yet to meet.

Dr. K Radhakrishnan  
Chairman, Board of Governors  
IIT Kanpur

28/6/2022